




ENGINEERED LIKE NO OTHER SCREEN IN THE WORLD

*Screens*  
and  
*Projector Lifts*

**PROFESSIONAL  
HOME THEATRE**



**CATALOGUE 2018-2019**  
*English version*

**Euroscreen Srl** is specialized in manufacturing tailored projection screens and motorized as well as fixed accessories for projectors. Know-how and constant development in R & D assure the maximum satisfaction of our customers, who have to rapidly face up the challenges of the audio visual market. Our sales department gives certain and fast replies, whereas logistic department organizes and carefully follows all shipments, giving prompt answers to enquiries. Euroscreen Srl is proud to be a carbon neutral company thanks to its wide photovoltaic system which produces the entire quantity of electricity needed for the factory.



# ENGINEERED

LIKE NO OTHER SCREEN  
IN THE WORLD



## ELECTRIC SCREENS

## ACCESSORIES FOR SCREENS

COMPACT	2-3	FALSE CEILING TRIM KIT FOR COMPACT AND MAJOR	48
MAJOR	4-5	FALSE CEILING TRIM KIT FOR MAJOR PRO-C	49
OPEN ROLL	6-7	SCREEN WINCH SYSTEM for screens up to 300 cm. of width	50
MAJOR PRO-C	8-9	SCREEN WINCH SYSTEM for screens from 300 cm. to 450 cm. of width	51
MAJOR PRO-C TENSIONED	10-11	SCREEN WINCH SYSTEM for Major Pro-C	52
CINE PRO	12-13	<b>MOTORIZED LIFTS</b>	
GIOTTO PROFESSIONAL	14-15	PROJECTOR LIFT SI-30	53
GIOTTO HOME CINEMA	16-17	PROJECTOR LIFT SI-100	54
GIOTTO TENSIONED	18-19	PROJECTOR LIFT SI-200	55
RAFFAELLO PROFESSIONAL	20-21	PROJECTOR LIFT SI-H L 40 HC	56
RAFFAELLO HOME CINEMA	22-23	PROJECTOR LIFT SI-H L 100	57
RAFFAELLO TENSIONED	24-25	PROJECTOR LIFT SI-H L 200	58
TIZIANO PROFESSIONAL	26-27	PROJECTOR LIFT SI-H L 300	59
TIZIANO HOME CINEMA	28-29	PROJECTOR LIFT SI-H XL 300	60
TIZIANO TENSIONED	30-31	PROJECTOR LIFT SI-H XL 500	61
COMPACT HOME CINEMA	32-33	<b>ACCESSORIES</b>	
COMPACT TENSIONED	34-35	SMARTBOX RF FOR SI-H XL 500	62
MAJOR HOME CINEMA	36	LOW VOLTAGE CONTACT INTERFACE	
MAJOR TENSIONED	37	KIT RF REMOTE CONTROL WITH EXTERNAL RECEIVER	
DOUBLE FORMAT HOME CINEMA	38	DOUBLE CHANNEL REMOTE CONTROL WITH TWO EXTERNAL RECEIVERS	
DOUBLE FORMAT TENSIONED	39	WALL MOUNTED REMOTE CONTROL PAD	
		INTERFACE SWITCH 12 VOLT	
<b>FRAME SCREENS</b>			
CANALETTO ELASTIC	40	MULTIPLE CONTROL INTERFACE SET	
CANALETTO WRAO AROUND	41	KEY OPERATED SWITCH	
MODIGLIANI AND MODIGLIANI VELVET	42	TRUSS MOUNTING BRACKET FOR MAJOR PRO-C AND FLATMAX	64
FLAT ELASTIC AND FLAT PRESS	43	TRUSS MOUNTING BRACKET FOR COMPACT AND MAJOR	
FLATMAX	44	FLOOR STANDS FOR FLATMAX	
FLAT ELASTIC VELVET CURVED	45	WALL EXTENSION BRACKETS FOR COMPACT AND MAJOR	65
ARC WRAP AROUND	46-47	FALSE CEILING MOUNTING SET	
		SLOPING CEILING BRACKETS	
		PROJECTOR ARM B-7	66
		PROJECTOR ARM B-24	
		PROJECTOR BRACKET T-MEDIUM	67
		PROJECTOR BRACKET T-LONG	
		CEILING TILE HOLDER	68
		BIG CLOTHS WITH EYELETS	69
		<b>PROJECTION SURFACES</b>	
		PROJECTION SURFACES	70-71


# INDEX



**COMPACT** is an electric screen whose features, high quality standard, silent system of fabric dragging and versatility under different projection conditions, make it the right solution for small to medium size rooms. The wide range of fabrics available satisfy almost all the various projection needs.

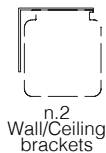
Available in 4:3, 1:1 and 16:10 formats or bespoke sizes.

**White side covers**  
(optional)



**False ceiling trim kit**  
(optional - for details see p. 48)

**Compact with black borders** (optional)



n.2  
Wall/Ceiling  
brackets

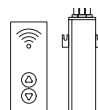


n.1  
On/off  
switcher

**INCLUDED**



RF Remote  
control with  
receiver  
built-in motor



Kit RF Remote  
control with  
external  
receiver



Interface  
switch 12 volt



Low voltage  
contact  
interface



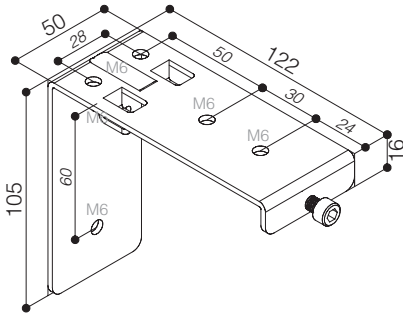
Faster and  
quiet motor

**OPTIONAL** pag 62-63

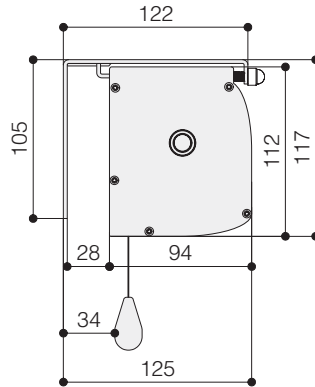
**DROP OF PROJECTION CLOTH**  
STANDARD

**FRONT DROP OF PROJECTION CLOTH**  
(optional)

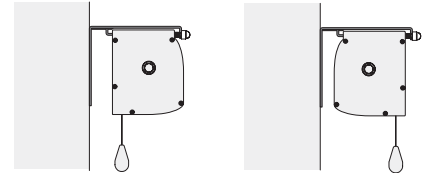
### WALL-CEILING BRACKET



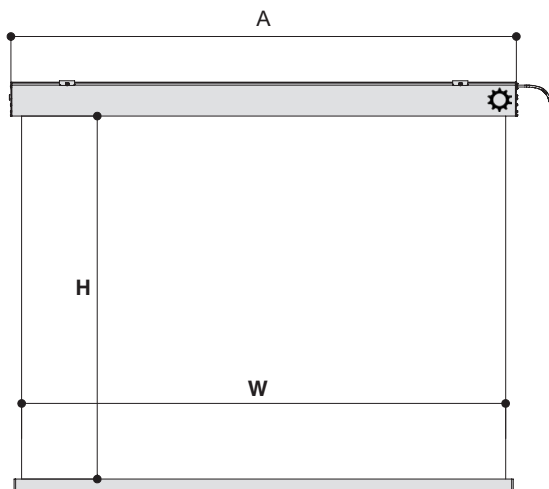
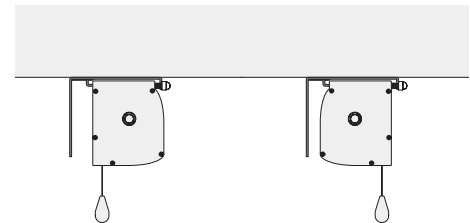
### HOUSING DIMENSIONS



### WALL MOUNTING



### CEILING MOUNTING



### TECHNICAL SPECIFICATIONS

- Silent motor system provides a smooth and quiet operation
  - Power: **6 Nm**
  - Speed: **17 rpm**
  - Power supply: **230V / 50 Hz**
  - Consumption: **137 W**
  - Certification: **IMQ**
- Totally manufactured from aluminium
- Smart design and easy to install
- Housing dimensions: 94x112 mm. (DxH)
- Housing painted with white epoxy powders (RAL 9010)
- White dowel bar: height 35 mm. - depth 20 mm.
- Two universal mounting brackets either for ceiling or for wall
- On/Off switcher included
- Power cable located at **right** side of the screen housing seen from the front
- Flame - retardant projection surfaces - classification M1, M2 and B1
- Side black borders of 5 cm. and black dowel bar (optional)
- Screen housing available in different colours (optional)

The measures in the drawings are expressed in millimetres.

### DIMENSIONS measures in cm

1:1 Ratio Viewing area (WxH)	4:3 Ratio Viewing area (WxH)	16:10 Ratio Viewing area (WxH)	Overall dimensions A - C	Approx. net weight (Kg)
160 x 160	160 x 120	160 x 100	169 - 164	14
180 x 180	180 x 135	180 x 112	189 - 184	15
200 x 200	200 x 150	200 x 125	209 - 204	17
220 x 220	220 x 165	220 x 137	229 - 224	19
250 x 250	250 x 190	250 x 156	259 - 254	22
-	300 x 225	300 x 187	309 - 304	25

### PROJECTION CLOTHS

Front projection surfaces	Gain	Rear projection surfaces <i>**no black borders**</i>	Gain
White	1.2	Rear Plus	1.1
Matte White	1.2	Front Rear	0.9
Microperforated	1.1		
Fibre Matte*	1.25		
Ultra HD	1.2		

\*Limited in height

**Warranty:** 5 years on the motor - 24 months on the other components





**MAJOR** screen has the same features of the Compact model but guarantees high quality images on bigger dimensions.

This screen is a very good solution for projections to a large audience.

It can be equipped with different types of fabric according to customer's needs.

*Available in 4:3, 1:1 and 16:10 ratios or bespoke sizes.*



**False ceiling trim kit**  
(optional - for details see p. 48)

**Major with black borders** (optional)

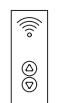


n.4  
Wall/Ceiling  
brackets

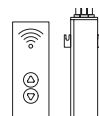


n.1  
On/off  
switcher

**INCLUDED**



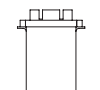
RF Remote  
control with  
receiver  
built-in motor



Kit RF Remote  
control with  
external  
receiver



Interface  
switch 12 volt



Low voltage  
contact  
interface



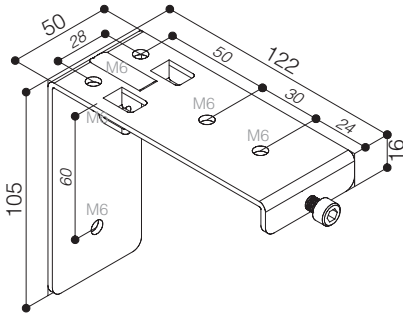
Faster and  
quiet motor

**OPTIONAL** pag 62-63

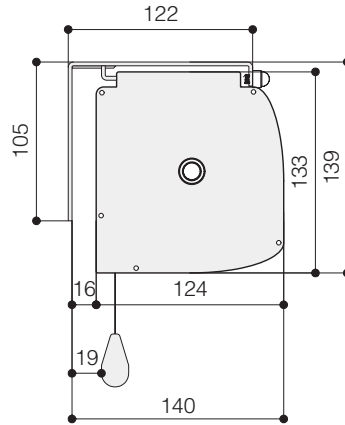
**DROP OF  
PROJECTON  
CLOTH**  
STANDARD

**FRONT DROP OF  
PROJECTON  
CLOTH**  
*(optional)*

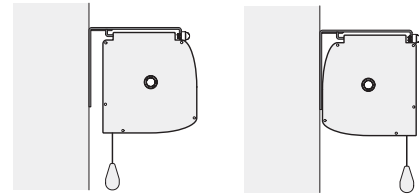
### WALL-CEILING BRACKET



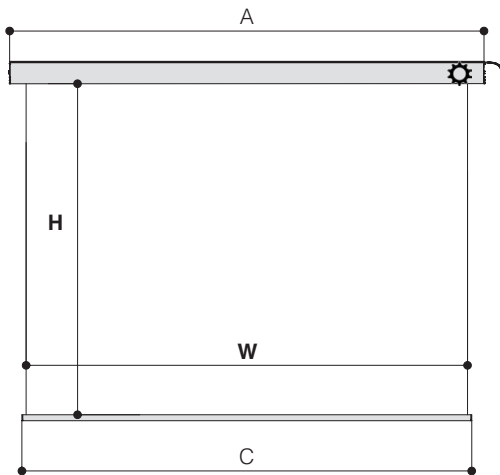
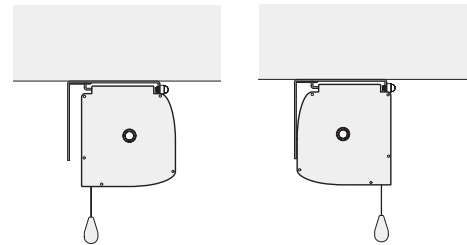
### HOUSING DIMENSIONS



### WALL MOUNTING



### CEILING MOUNTING



### TECHNICAL SPECIFICATIONS

- Silent motor system provides a smooth and quiet operation
  - Power: **10 Nm**
  - Speed: **17 rpm**
  - Power supply: **230V / 50 Hz**
  - Consumption: **156 W**
  - Certification: **IMQ**
- Totally manufactured from aluminium
- Smart design and easy to install
- Housing dimensions: 124x133 mm. (DxH)
- Housing painted with white epoxy powders (RAL 9010)
- White dowel bar: height 35 mm. - depth 20 mm.
- Four universal mounting brackets either for ceiling or for wall
- On/off switcher included
- Power cable located at **right** side of the screen housing seen from the front
- Flame - retardant projection surfaces - classification M1,M2 and B1
- Side black borders of 5 cm. and black dowel bar height 35 mm. - depth 20 mm. *(optional)*
- Screen housing available in different colours *(optional)*

The measures in the drawings are expressed in millimetres.

### DIMENSIONS measures in cm

1:1 Ratio Viewing area (WxH)	4:3 Ratio Viewing area (WxH)	16:10 Ratio Viewing area (WxH)	Overall dimensions A - C	Approx. net weight (Kg)
300 x 300	-	-	311 - 304	25
350 x 350	350 x 265	350 x 219	361 - 354	28
400 x 400	400 x 300	400 x 250	411 - 404	33
-	450 x 340	450 x 281	461 - 454	37

### PROJECTION CLOTHS

Front projection surfaces	Gain	Rear projection surfaces <i>**no black borders**</i>	Gain
White	1.2	Rear Plus	1.1
Matte White	1.2	Front Rear	0.9
Microperforated	1.1		
Ultra HD	1.2		

**Warranty:** 5 years on the motor - 24 months on the other components



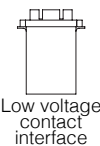
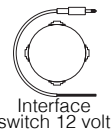
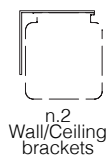



The **OPEN ROLL** model has been studied to be installed in pretty large rooms like concert halls, cinemas, auditoriums and conference rooms. Open Roll assures great success in projections thanks to its high quality standard. This screen has the particular feature to be without housing.

*Available in 4:3, 16:9 and 16:10 ratios or bespoke sizes.*

**MOUNTING BRACKET: SHAFT SIDE**

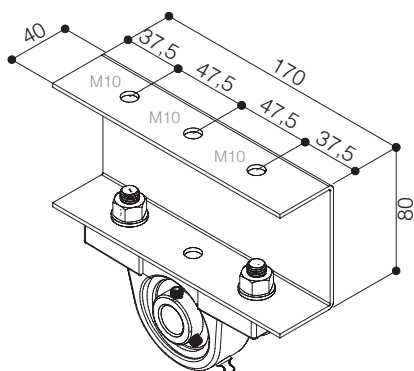
**MOUNTING BRACKET: MOTOR SIDE**



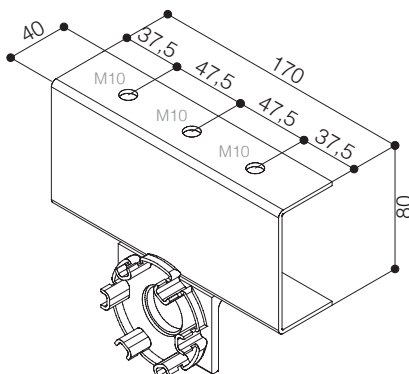
**INCLUDED**

**OPTIONAL** pag 62-63

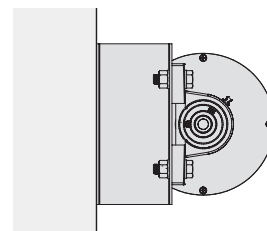
**MOUNTING BRACKET:  
SHAFT SIDE (LEFT)**



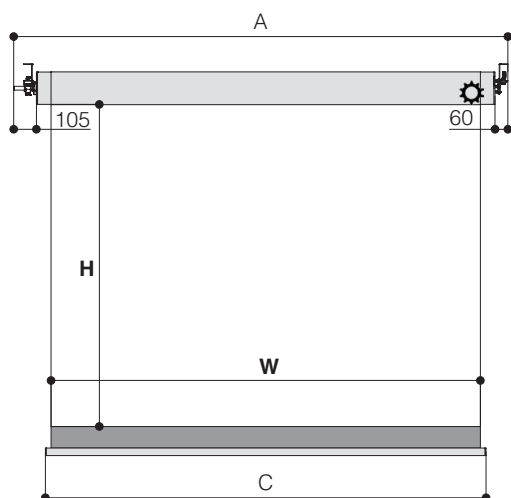
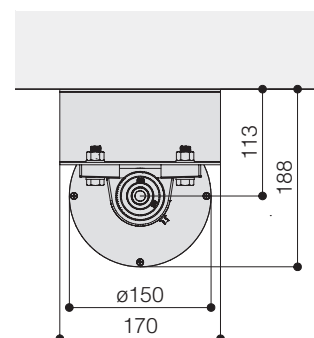
**MOUNTING BRACKET:  
MOTOR SIDE (RIGHT)**



**WALL MOUNTING**



**CEILING MOUNTING**



### TECHNICAL SPECIFICATIONS

- Silent motor system provides a smooth and quiet operation

- Power: **40 Nm**
- Speed: **17 rpm**
- Power supply: **230V / 50 Hz**
- Consumption: **322 W**
- Certification: **IMQ**

AVERAGE TIME OF ROLLING UP/DOWN		
H (cm)	Sec.	
375	46	
450	48	
525	56	

- Strong steel and aluminium construction
- Black dowel bar: height 35 mm. - depth 20 mm.
- Standard black bottom border of 10 cm.
- Two mounting brackets for ceiling or for wall
- On/Off switcher included
- Power cable located at **right** side of the screen, seen from the front
- Flame retardant projection surfaces - classification M1, M2 and B1
- Side black borders of 5 cm. (*optional*)

### DIMENSIONS measures in cm

4:3 Ratio Viewing area (WxH)	16:9 Ratio Viewing area (WxH)	16:10 Ratio Viewing area (WxH)	Overall dimensions A - C	Approx. net weight (Kg)
500 x 375	500 x 281	500 x 313	530 - 505	52
600 x 450	600 x 337	600 x 375	630 - 605	63
700 x 525	700 x 394	700 x 437	730 - 705	73

### PROJECTION CLOTHS

Front projection surfaces	Gain	Rear projection surfaces <i>**no black borders**</i>	Gain
White	1.2	Rear Plus	1.1
Matte White	1.2	Front Rear	0.9
Microholes	1.0		
Ultra HD	1.2		

The measures in the drawings are expressed in millimetres.

**Warranty:** 5 years on the motor - 24 months on the other components





**MAJOR PRO-C** is a range of motorized screens suitable to cover dimensions from 500 cm. up to 700 cm. of width. These screens are mainly used in large environments like meeting rooms, universities, small theatres, hotels. Very reliable screens are supplied with a white aluminium cabinet suitable to fit different aesthetic situations.

*Available in 4:3, 16:9 and 16:10 ratios or bespoke sizes.*



**Truss mounting brackets**  
(optional - for details see p. 64)



**False ceiling trim kit**  
(optional - for details see p. 49)

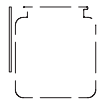


Ceiling mounting brackets

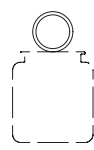


n.1 On/off switcher

**INCLUDED**



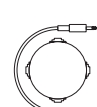
Wall mounting brackets



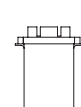
Truss mounting brackets



Kit RF Remote control with external receiver



Interface switch 12 volt



Low voltage contact interface

**OPTIONAL** pag 62-63





**MAJOR PRO-C TENSIONED** is a high end professional screen range whose measures go from 450 cm. up to 650 cm. of width. These motorized screens are equipped with a special tensioning system that gives a perfect flatness to the cloth. Major Pro-C Tensioned are very reliable products, supplied with a white aluminium cabinet suitable to fit various aesthetic applications.

*Available in 4:3, 16:9 and 16:10 ratios or bespoke sizes.*



**Truss mounting brackets**  
(optional - for details see p. 64)



**False ceiling trim kit**  
(optional - for details see p. 49)

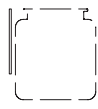


Ceiling mounting brackets

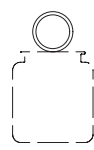


n.1 On/off switch

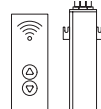
**INCLUDED**



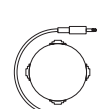
Wall mounting brackets



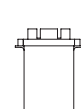
Truss mounting brackets



Kit RF Remote control with external receiver



Interface switch 12 volt



Low voltage contact interface

**OPTIONAL** pag 62-63





The **CINE PRO** is a large dimension electrical screen available from 8 mt. up to 12 mt. of width.

Cine Pro is the best choice for cinemas, theatres or auditoriums. It assures the possibility to join the need to have projections and the alternative to play a performance on a stage.

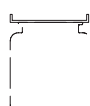

The Cine Pro structure is equipped with an aluminium tube which is, at the same time, rolling pipe and bottom bar.

The capstan electric motor unit which is located in the middle of the structure, transmits, by the steel cables, the rotation of the winding pipe determining the rolling up or the descent of the cloth in a quiet and safe way.

The Screen Int. R&D department has developed a new and unique SAFETY SYSTEM that prevents eventual rolling down of the aluminium tube, in case of accidental failure of the motor or of the steel cables or of the cloth.

*Available in bespoke sizes.*

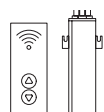
*Screen housing available also in black colour (optional)*



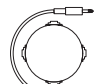
Ceiling mounting brackets



n.1 On/off switcher



Kit RF Remote control with external receiver



Interface switch 12 volt

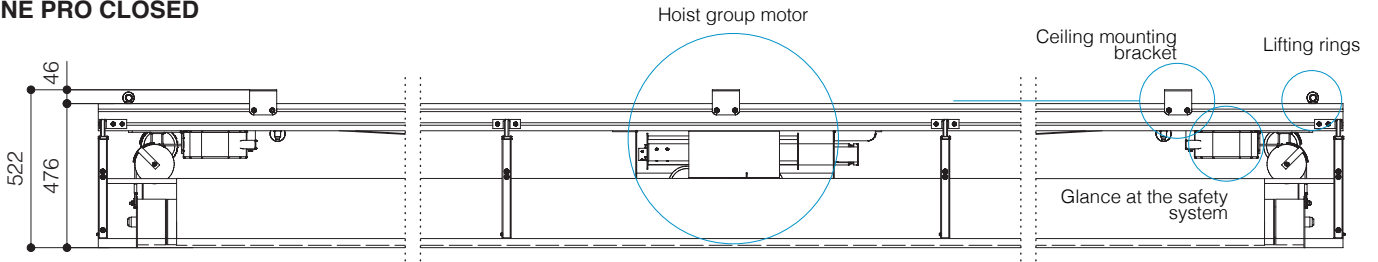


Low voltage contact interface

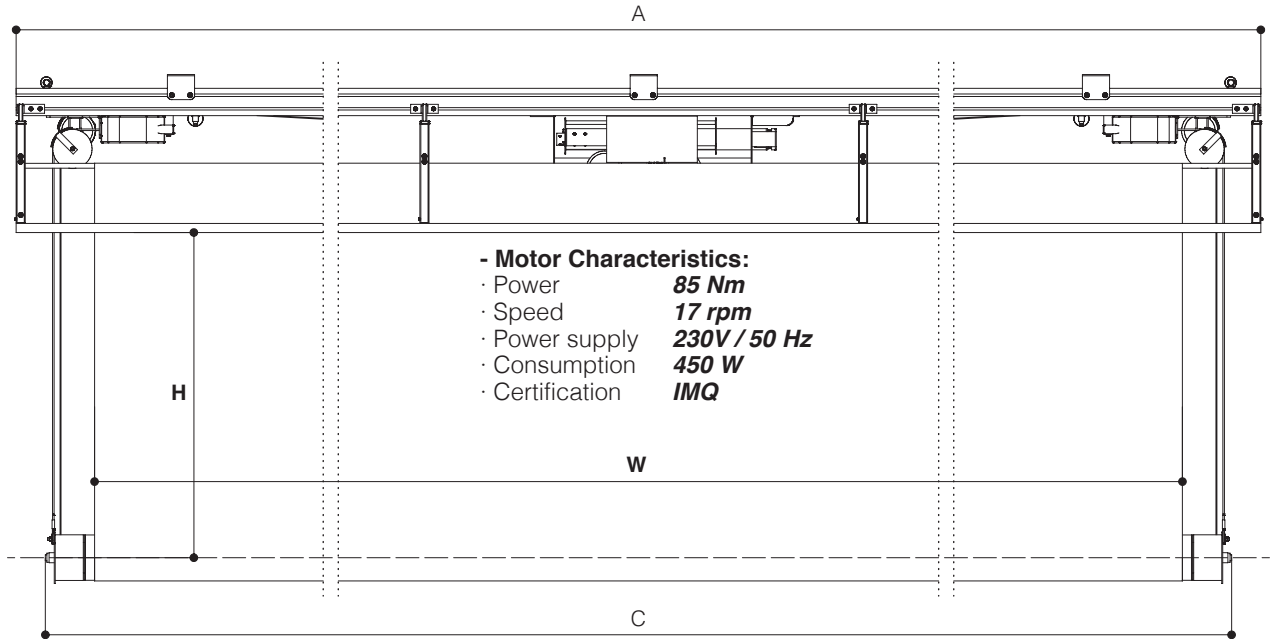
**INCLUDED**

**OPTIONAL** pag 62-63

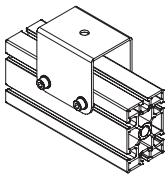
## CINE PRO CLOSED



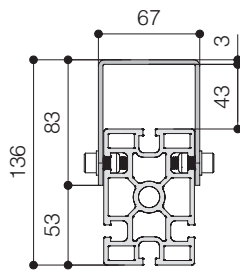
## CINE PRO OPEN



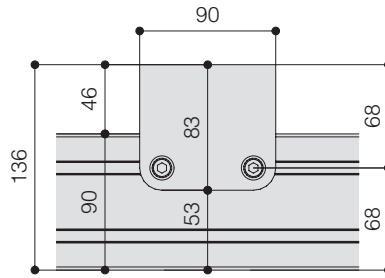
## CEILING MOUNTING BRACKETS



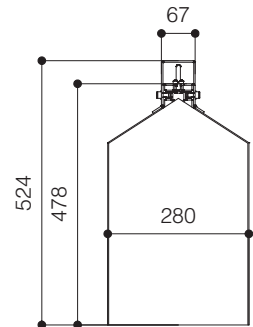
SIDE VIEW



FRONT VIEW



HOUSING SIDE VIEW



**NOTE:** The left and the right anchoring points have to be fixed at the same distance from each end side of the cabinet. The fixing distance has to be maximum 50 cm from left and right end sides of the cabinet.

The measures in the drawings are expressed in millimetres.

### DIMENSIONS measures in cm

Viewing area (WxH)	Overall dimensions A - C	Approx. net weight (Kg)	Approx. gross weight (Kg)	Rolling down/up time (sec)
800 x 450	848 - 840	227	491	59
900 x 500	948 - 940	249	554	65
1000 x 550	1048 - 1040	270	614	71
1100 x 600	1148 - 1140	292	680	78
1200 x 650	1248 - 1240	314	746	85

### PROJECTION CLOTHS

Front projection surfaces	Gain	Rear projection surfaces	Gain
White*	1.2	Rear Plus*	1.1
Microholes*	1.0	Front Rear*	0.9

\*Weldings on the projection surface

**Warranty:** 5 years on the motor - 24 months on the other components



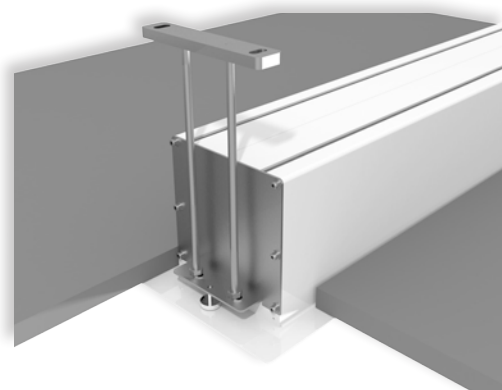


**GIOTTO PROFESSIONAL** is the most innovative UPGRADABLE electric **in-ceiling** projection screen on the market. Its mechanical construction makes it an ideal and unique solution for in-ceiling installations both in residential and AV professional environments.

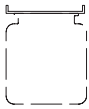






The Giotto is easy to mount and has the **possibility to install the roller tube with projection cloth after the installation is finished.**

This peculiar feature allows also to easily substitute the projection surface if required by the customer for maintenance reasons, or necessity to upgrade the projection cloth.

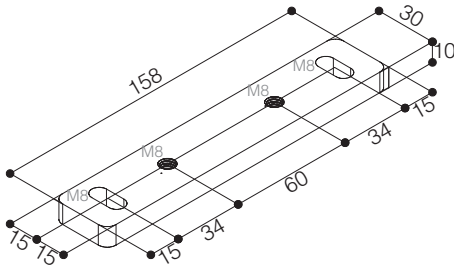
*Available in 4:3, 1:1 and 16:10 formats or bespoke sizes.*



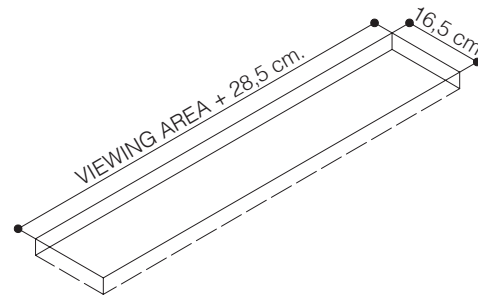
**LEFT SIDE VIEW**

- |   |   |   |   |  |   |   |
|---|---|---|---|--|---|---|
|  |  |  |  |  |  |  |
| n.2 Ceiling mounting brackets   | n.1 On/off switcher   | RF Remote control with receiver built-in motor                                      | Kit RF Remote control with external receiver  | Interface switch 12 volt   | Low voltage contact interface   | Nm 9 Rpm 26   |
| <b>INCLUDED</b>   |   | <b>OPTIONAL</b> pag 62-63   |   |  |   |   |

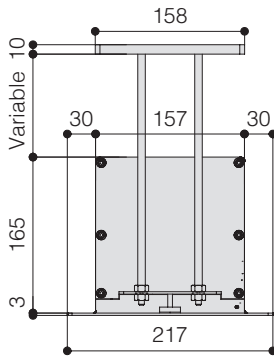
### CEILING BRACKET



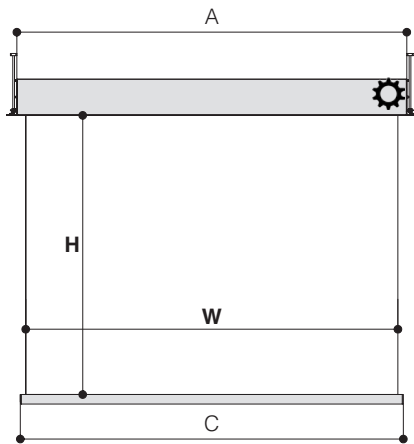
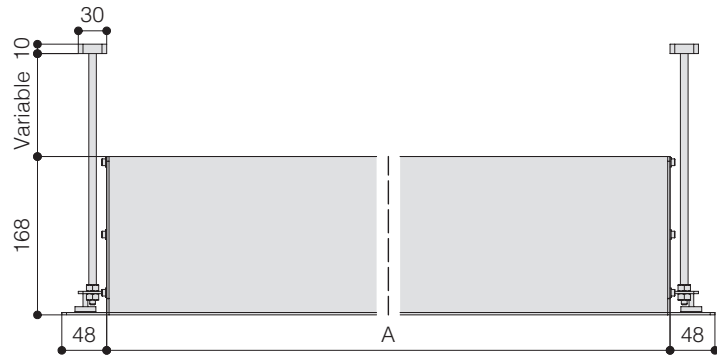
### DIMENSIONS OF THE HOLE TO BE MADE IN THE FALSE CEILING



### HOUSING SIDE VIEW



### HOUSING FRONT VIEW



### TECHNICAL SPECIFICATIONS

- Silent motor system provides a smooth and quiet operation
    - Up to 300 cm.* **6 Nm**
    - From 300 cm.* **10 Nm**
  - Power: **17 rpm**
  - Speed: **230V / 50 Hz**
  - Power supply: **137 W**
  - Consumption: **156 W**
  - Certification: **IMQ**
- Housing manufactured from aluminium
  - Lower part of the housing, trap door and bezel sprayed with white epoxy powders (RAL 9010)
  - White dowel bar: height 35 mm. - depth 20 mm.
  - Two ceiling mounting brackets with four threaded rods 100 cm. long
  - On/Off switcher included
  - Flame retardant projection surfaces - classification M1, M2 and B1
  - Minimum height required in the false ceiling: 17 cm
  - Screen housing available in different colours (*optional*)

The measures in the drawings are expressed in millimetres.

### DIMENSIONS measures in cm

1:1 Ratio Viewing area (WxH)	4:3 Ratio Viewing area (WxH)	16:10 Ratio Viewing area (WxH)	Overall dimensions A - C	Approx. net weight (Kg)
160 x 160	160 x 120	160 x 100	180,5 - 164	22
180 x 180	180 x 135	180 x 112	200,5 - 184	25
200 x 200	200 x 150	200 x 125	220,5 - 204	28
220 x 220	220 x 165	220 x 137	240,5 - 224	31
250 x 250	250 x 190	250 x 156	270,5 - 254	35
300 x 300	300 x 225	300 x 187	320,5 - 304	43
350 x 350	350 x 265	350 x 219	370,5 - 354	50
400 x 400	400 x 300	400 x 250	420,5 - 404	58
-	450 x 340	450 x 281	470,5 - 454	65

### PROJECTION CLOTHS

Front projection surfaces	Gain	Rear projection surfaces <i>**no black borders**</i>	Gain
White	1.2	Rear Plus	1.1
Matte White	1.2	Front Rear	0.9
Microperforated	1.1		
Lumi-Grey Microperforated	0.8		
Fibre Matte*	1.25		
Ultra HD	1.2		

\*Limited in height

**Warranty:** 5 years on the motor - 24 months on the other components






**GIOTTO HOME CINEMA** is the most innovative UPGRADABLE electric in-ceiling projection screen on the market. Its mechanical construction makes it an ideal and unique solution for in-ceiling installations both in residential and AV professional environments.

The Giotto is easy to mount and has the **possibility to install the roller tube with projection cloth after the installation is finished.**

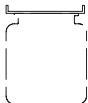


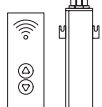



This peculiar feature allows also to easily substitute the projection surface if required by the customer for maintenance reasons or necessity to upgrade the projection cloth.

This model has black side borders 5 cm. of width, 5 cm. black bottom border and a black top drop of 30 cm. included.

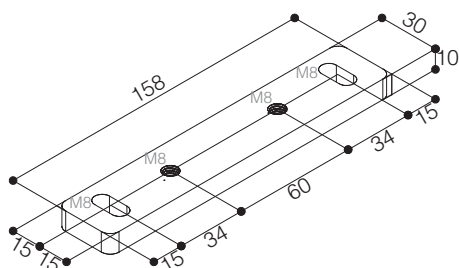
*Available in 4:3, 16:9 and 16:10 formats or bespoke sizes.*



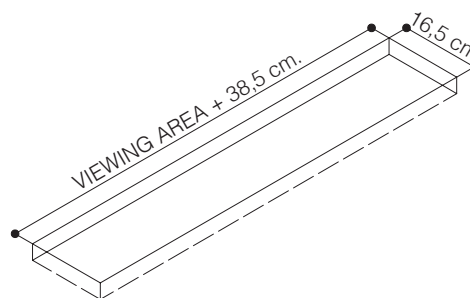
**LEFT SIDE VIEW**

 n.2 Ceiling mounting brackets	 n.1 On/off switcher	 RF Remote control with receiver built-in motor	 Kit RF Remote control with external receiver	 Interface switch 12 volt	 Low voltage contact interface	 Nm 9 Rpm 26  Faster and quiet motor
<b>INCLUDED</b>		<b>OPTIONAL</b> pag 62-63				

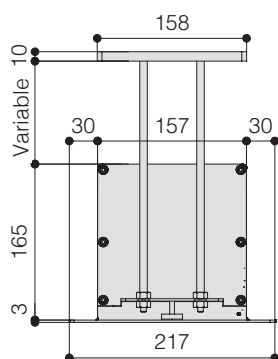
## CEILING BRACKET



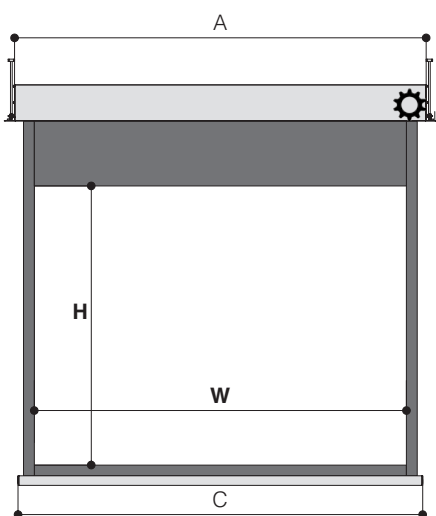
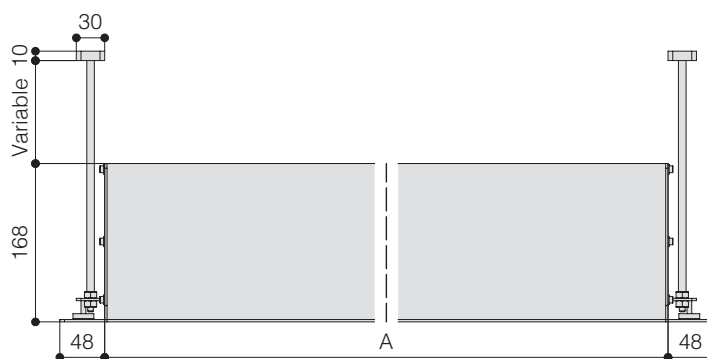
## DIMENSIONS OF THE HOLE TO BE MADE IN THE FALSE CEILING



## HOUSING SIDE VIEW



## HOUSING FRONT VIEW



## TECHNICAL SPECIFICATIONS

- Silent motor system provides a smooth and quiet operation
 

	<i>Up to 300 cm.</i>	<i>From 300 cm.</i>
• Power:	<b>6 Nm</b>	<b>10 Nm</b>
• Speed:	<b>17 rpm</b>	<b>17 rpm</b>
• Power supply:	<b>230V / 50 Hz</b>	<b>230V / 50 Hz</b>
• Consumption:	<b>137 W</b>	<b>156 W</b>
• Certification:	<b>IMQ</b>	<b>IMQ</b>
- Housing manufactured from aluminium
- Lower part of the housing, trap door and bezel sprayed with white epoxy powders (RAL 9010)
- Black dowel bar: height 44 mm. - depth 17 mm.
- Two ceiling mounting brackets with four threaded rods 100 cm. long
- On/Off switcher included
- Flame retardant projection surfaces - classification M1, M2 and B1
- Side black borders of 5 cm. width, black bottom border of 5 cm. and black top drop of 30 cm.
- Minimum height required in the false ceiling: 17 cm
- Screen housing available in different colours (*optional*)

The measures in the drawings are expressed in millimetres.

## DIMENSIONS measures in cm

4:3 Ratio Viewing area (WxH)	16:9 Ratio Viewing area (WxH)	16:10 Ratio Viewing area (WxH)	Overall dimensions A - C	Approx. net weight (Kg)
160 x 120	160 x 90	160 x 100	190,5 - 174	24
180 x 135	180 x 101	180 x 112	210,5 - 194	27
200 x 150	200 x 112	200 x 125	230,5 - 214	30
220 x 165	220 x 124	220 x 137	250,5 - 234	33
250 x 190	250 x 140	250 x 156	280,5 - 263	37
300 x 225	300 x 169	300 x 187	330,5 - 314	45
350 x 265	350 x 197	350 x 219	380,5 - 364	52
400 x 300	400 x 225	400 x 250	430,5 - 414	60
450 x 340	450 x 253	450 x 281	480,5 - 464	67

## PROJECTION CLOTHS

Front projection surfaces	Gain	
White	1.2	
Matte White	1.2	
Lumi Grey	0.8	
Microperforated	1.1	
Lumi-Grey Microperforated	0.8	
Cinesound*	0.7	
Fibre Matte*	1.25	
Ultra HD	1.2	

\*Limited in height

**Warranty:** 5 years on the motor - 24 months on the other components






**GIOTTO TENSIONED** is the most innovative UPGRADABLE electric **in-ceiling** projection screen on the market. Its mechanical construction makes it an ideal and unique solution for in-ceiling installations both in residential and AV professional environments.

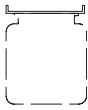


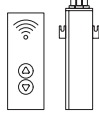



The Giotto is easy to mount and has the **possibility to install the roller tube with projection cloth after the installation is finished** and to substitute the projection surface when required.

Giotto Tensioned has black side borders cut in hour-shape glass that together with the tension system assure a perfect flatness to the projection surface. Moreover, a 5 cm. black bottom border and a black top drop of 30 cm. are included.

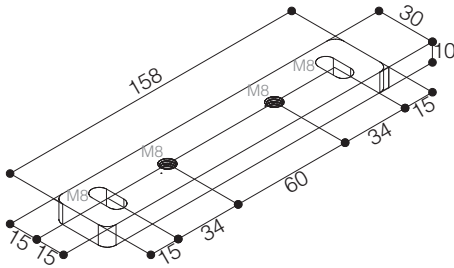
Available in 4:3, 16:9 and 16:10 formats or bespoke sizes.



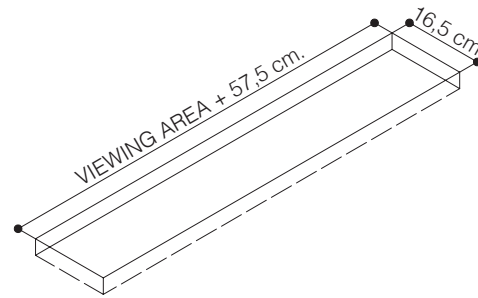
LEFT SIDE VIEW

 n.2 Ceiling mounting brackets	 n.1 On/off switcher	 RF Remote control with receiver built-in motor	 Kit RF Remote control with external receiver	 Interface switch 12 volt	 Low voltage contact interface	 Nm 9 Rpm 26 Faster and quiet motor
<b>INCLUDED</b>		<b>OPTIONAL</b> pag 62-63				

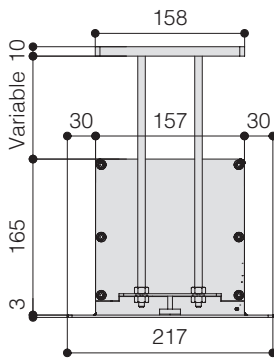
### CEILING BRACKET



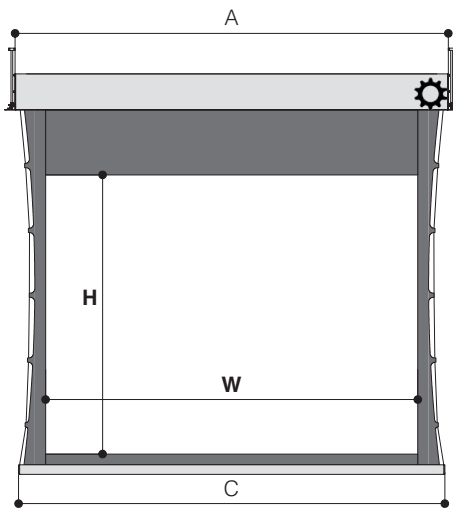
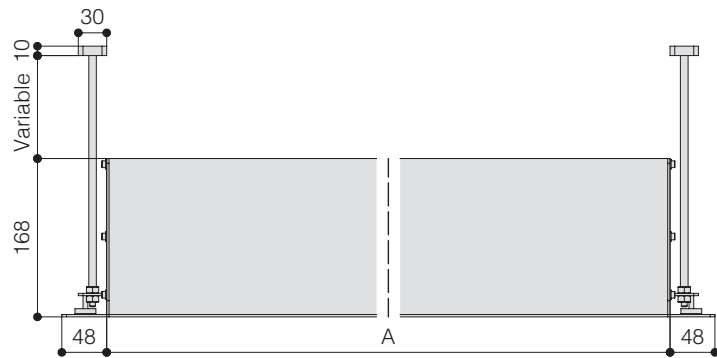
### DIMENSIONS OF THE HOLE TO BE MADE IN THE FALSE CEILING



### HOUSING SIDE VIEW



### HOUSING FRONT VIEW



### TECHNICAL SPECIFICATIONS

- Silent motor system provides a smooth and quiet operation
 

	<i>Up to 250 cm.</i>	<i>From 250 cm.</i>
• Power:	<b>6 Nm</b>	<b>10 Nm</b>
• Speed:	<b>17 rpm</b>	<b>17 rpm</b>
• Power supply:	<b>230V / 50 Hz</b>	<b>230V / 50 Hz</b>
• Consumption:	<b>137 W</b>	<b>156 W</b>
• Certification:	<b>IMQ</b>	<b>IMQ</b>
- Housing manufactured from aluminium
- Lower part of the housing, trap door and bezel sprayed with white epoxy powders (RAL 9010)
- Black dowel bar: height 44 mm. - depth 17 mm.
- Two ceiling mounting brackets with four threaded rods 100 cm. long
- On/Off switcher included
- Flame retardant projection surfaces - classification M1, M2 and B1
- Side black borders of 5 cm. width (in the narrowest point), black bottom border of 5 cm. and black top drop of 30 cm.
- Hour-shape glass tensioning system to provide perfect flatness
- Minimum height required in the false ceiling: 17 cm
- Screen housing available in different colours (*optional*)

The measures in the drawings are expressed in millimetres.

### DIMENSIONS measures in cm

4:3 Ratio Viewing area (WxH)	16:9 Ratio Viewing area (WxH)	16:10 Ratio Viewing area (WxH)	Overall dimensions A - C	Approx. net weight (Kg)
160 x 120	160 x 90	160 x 100	209,5 - 194	27
180 x 135	180 x 101	180 x 112	229,5 - 214	30
200 x 150	200 x 112	200 x 125	249,5 - 234	33
220 x 165	220 x 124	220 x 137	269,5 - 254	35
250 x 190	250 x 140	250 x 156	299,5 - 284	39
300 x 225	300 x 169	300 x 187	349,5 - 334	45
350 x 265	350 x 197	350 x 219	399,5 - 384	52
400 x 300	400 x 225	400 x 250	449,5 - 434	58

### PROJECTION CLOTHS

Front projection surfaces	Gain		
Matte White	1.2		
Lumi Grey	0.8		
Microperforated	1.2		
Lumi Grey Microperforated	0.8		
Cinesound*	0.7		
Bright Contrast 3D*	1.4		
Ultra HD	1.2		

\*Limited in height

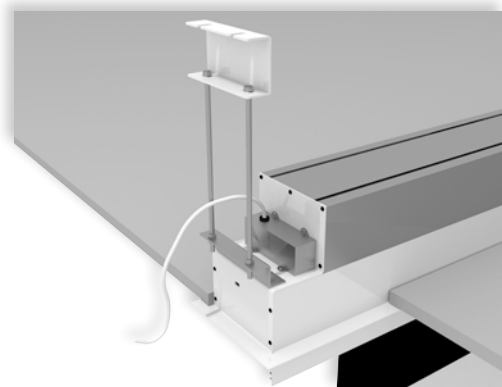
**Warranty:** 5 years on the motor - 24 months on the other components



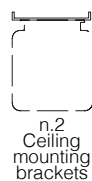


**RAFFAELLO PROFESSIONAL** is an in-ceiling electric projection screen, that has an innovative mechanical construction which makes it an ideal and unique solution for residential and AV professional environments. Its peculiarity is that, **once mounted inside the false ceiling, the product is completely hidden** and no visible openings can be seen. The mechanism is composed by two silent and fast motors, one for the opening of the trap door and the other for rolling down of the projection screen. **IMPORTANT:** The structure allows substitution of the projection surface rolling pipe without the need to uninstall the product completely.

*Available in 4:3, 16:9 and 16:10 formats or bespoke sizes.*



**LEFT SIDE VIEW (motor side)**



n.2  
Ceiling  
mounting  
brackets

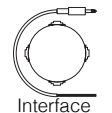


n.1  
On/off  
switcher

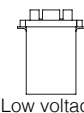
**INCLUDED**



Kit RF Remote  
control with  
external  
receiver



Interface  
switch 12 volt



Low voltage  
contact  
interface

**OPTIONAL** pag 62-63





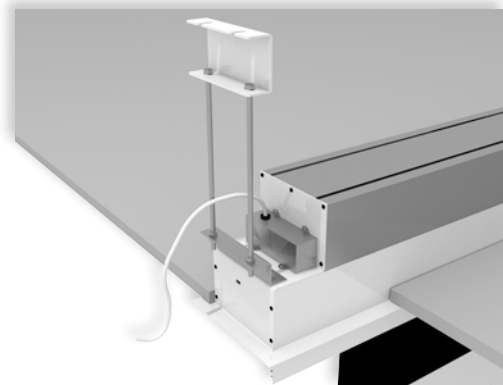
**RAFFAELLO HOME CINEMA** is a new electric projection screen, that has an innovative mechanical construction which makes it an ideal and unique solution for in-ceiling installations both in residential and AV professional environments.

Its peculiarity is that, once mounted inside the false ceiling, **the product is completely hidden and no visible openings can be seen.**

The mechanism is composed by two silent and fast motors, one for the opening of the trap door and the other for rolling down of the projection screen.

This model has black side borders of 5 cm. of width and a black top drop of 30 cm.

**IMPORTANT:** The structure allows substitution of the projection surface rolling pipe without the need to uninstall the product completely.



**LEFT SIDE VIEW (motor side)**

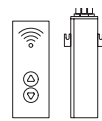
*Available in 4:3, 16:9 and 16:10 formats or bespoke sizes.*



n.2  
Ceiling  
mounting  
brackets



n.1  
On/off  
switcher



Kit RF Remote  
control with  
external  
receiver



Interface  
switch 12 volt



Low voltage  
contact  
interface

**INCLUDED**

**OPTIONAL** pag 62-63





**RAFFAELLO TENSIONED** is a new electric projection screen developed by ScreenInt and as all the other ScreenInt products is totally manufactured in Italy.

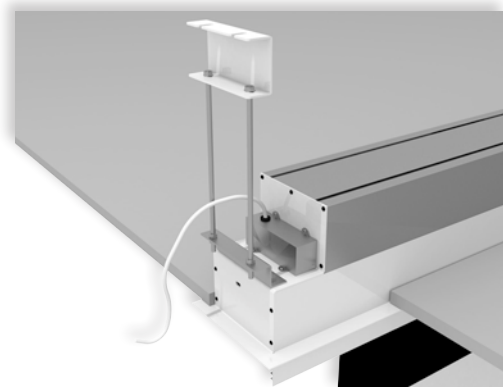
The screen has an innovative mechanical construction which makes it an ideal and unique solution for in-ceiling installations both in residential and AV professional environments.

Its peculiarity is that, **once mounted inside the false ceiling, the product is completely hidden** and no visible openings can be seen.

The mechanism is composed by two silent and fast motors, one for the opening of the trap door and the other for rolling down of the projection screen.

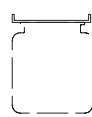
Raffaello Tensioned has sides in hour glass shape that together with the tensioning system assure a perfect flatness to the projection surface.

**IMPORTANT:** The structure allows substitution of the projection surface rolling pipe without the need to uninstall the product completely.



**LEFT SIDE VIEW (motor side)**

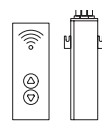
*Available in 4:3, 16:9 and 16:10 formats or bespoke sizes.*



n.2  
Ceiling  
mounting  
brackets



n.1  
On/off  
switcher



Kit RF Remote  
control with  
external  
receiver



Interface  
switch 12 volt

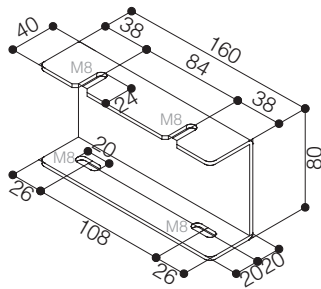


Low voltage  
contact  
interface

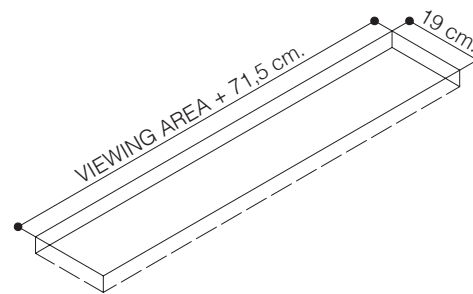
**INCLUDED**

**OPTIONAL** pag 62-63

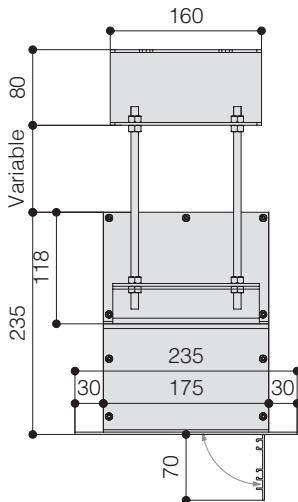
### CEILING BRACKET



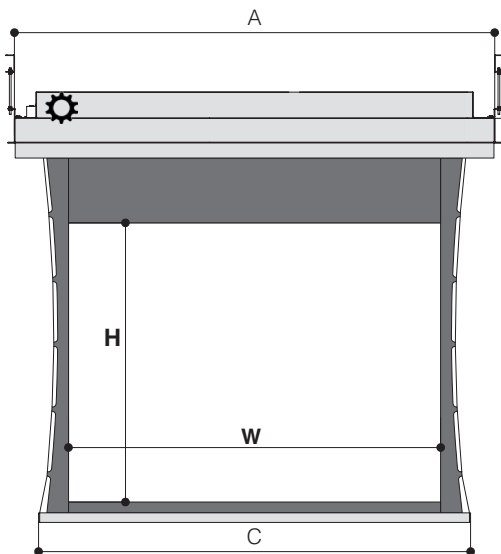
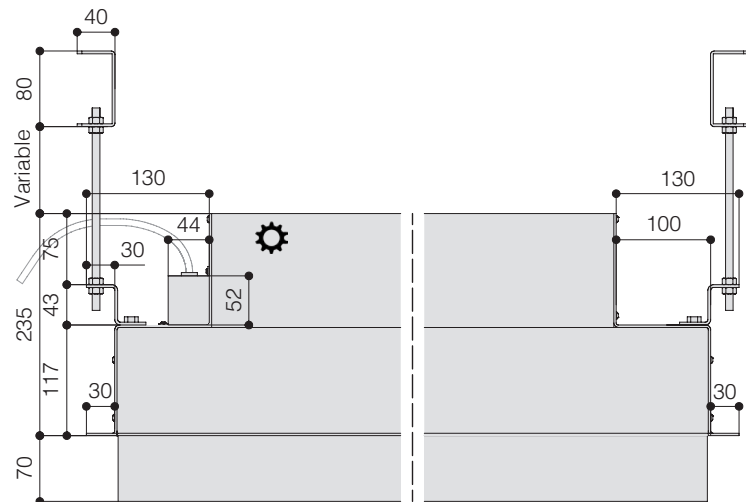
### DIMENSIONS OF THE HOLE TO BE MADE IN THE FALSE CEILING



### HOUSING SIDE VIEW



### HOUSING FRONT VIEW



### TECHNICAL SPECIFICATIONS

- Silent motor system provides a smooth and quiet operation
  - Power: **9 Nm**
  - Speed: **26 rpm**
  - Power supply: **230V / 50 Hz**
  - Consumption: **184 W**
  - Certification: **IMQ**
- Housing manufactured from aluminium
- Lower part of the housing, trap door and bezel sprayed with white epoxy powders (RAL 9010)
- Black dowel bar: height 44 mm. - depth 17 mm.
- Two ceiling mounting brackets with four threaded rods 100 cm. long
- On/Off switcher included
- Screen standard supplied with **cloth dropping** down from the front side of the housing
- Flame - retardant projection surfaces - classification M1, M2 and B1
- Side black borders of 5 cm. width (in the narrowest point), black bottom border of 5 cm. and black top drop of 30 cm.
- Hour-shape glass tensioning system to provide perfect flatness
- Minimum height needed into the false ceiling: 25 cm.
- Screen housing available in different colours (*optional*)

The measures in the drawings are expressed in millimetres.

### DIMENSIONS measures in cm

4:3 Ratio Viewing area (WxH)	16:9 Ratio Viewing area (WxH)	16:10 Ratio Viewing area (WxH)	Overall dimensions A - C	Approx. net weight (Kg)
160 x 120	160 x 90	160 x 100	230,5 - 194	42
180 x 135	180 x 101	180 x 112	250,5 - 214	44
200 x 150	200 x 112	200 x 125	270,5 - 234	47
220 x 165	220 x 124	220 x 137	290,5 - 254	50
250 x 190	250 x 140	250 x 156	320,5 - 284	55
300 x 225	300 x 169	300 x 187	370,5 - 334	62
350 x 265	350 x 197	350 x 219	420,5 - 384	69

### PROJECTION CLOTHS

Front projection surfaces	Gain		
Matte White	1.0		
Lumi Grey	0.8		
Cinesound*	0.7		
Microperforated	1.1		
Lumi Grey Microperforated	0.8		
Bright Contrast 3D*	1.4		
Ultra HD	1.2		

\*Limited in height

Warranty: 5 years on the motor - 24 months on the other components





**TIZIANO PROFESSIONAL** has been developed with a stunning Italian design which makes it the ideal solution for high-end installations both for residential and professional environments.

If you are looking for a **refined Italian design** and excellent reliability the TIZIANO is the perfect solution. Extremely easy install, invisible mounting brackets and power cable are essential features of this exclusive product.

The aluminium housing has been designed with elegance in mind and is available in a wide range of different colours, enabling you to customise the finished screen to meet your customers' requirements.

*Available in 1:1, 4:3 and 16:10 formats or bespoke sizes.*

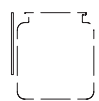
**RAL housing colours**  
(optional)

- 9005
- 3000
- 9006
- 8017
- 5003
- 6029
- 1021
- Dark grey stone
- Light grey stone

**Led lights for the housing**  
Available colours: white, blue, green, red  
(optional)



Ceiling mounting brackets



Wall mounting brackets



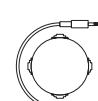
n.1 On/off switcher



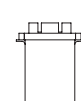
RF Remote control with receiver built-in motor



Kit RF Remote control with external receiver



Interface switch 12 volt



Low voltage contact interface

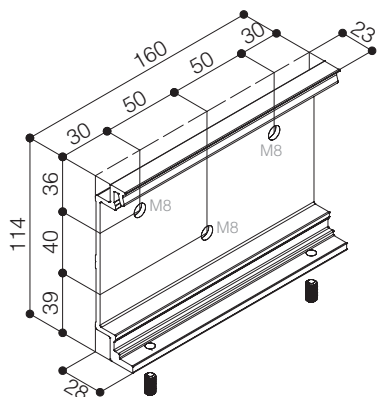


Faster and quiet motor

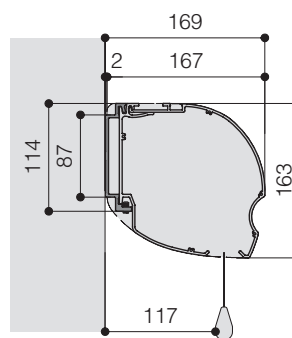
**INCLUDED**

**OPTIONAL** pag 62-63

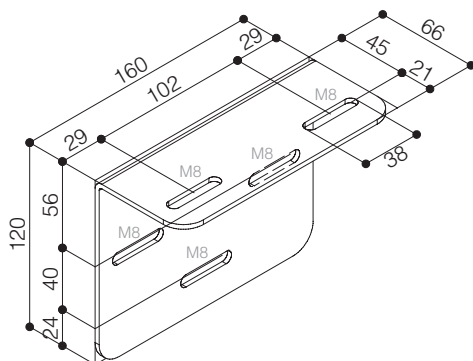
## WALL MOUNTING BRACKET



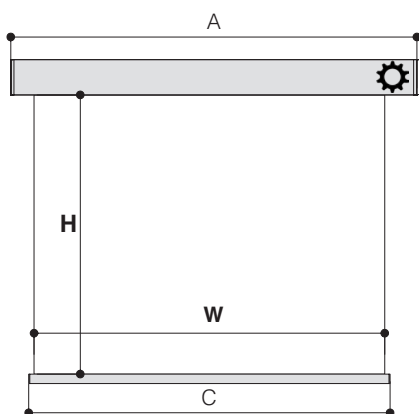
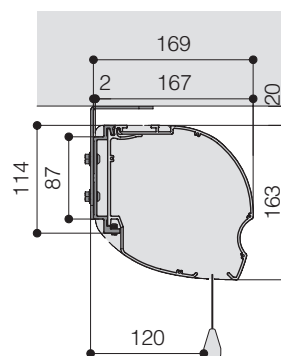
## WALL MOUNTING



## CEILING MOUNTING BRACKET



## CEILING MOUNTING



## TECHNICAL SPECIFICATIONS

- Silent motor system provides a smooth and quiet operation

- Power: **10 Nm**
- Speed: **17 rpm**
- Power supply: **230V / 50 Hz**
- Consumption: **156 W**
- Certification: **IMQ**

- Totally manufactured with aluminium housing and steel side plates
- Housing dimensions: 167x163 mm. (DxH)
- Housing painted with white epoxy powders (RAL 9016)
- White dowel bar: height 35 mm. - depth 20 mm.
- Wall mounting brackets and switcher on/off included
- Ceiling mounting brackets included
- Flame - retardant projection surfaces - classification M1, M2 and B1
- Cloth drops on the front side of the housing at 12,5 cm. from the wall
- Side black borders of 5 cm. and black dowel bar (optional)
- Screen housing available in different colours (optional)

The measures in the drawings are expressed in millimetres.

## DIMENSIONS measures in cm

1:1 Ratio Viewing area (WxH)	4:3 Ratio Viewing area (WxH)	16:10 Ratio Viewing area (WxH)	Overall dimensions A - C	Approx. net weight (Kg)
160 x 160	160 x 120	160 x 100	171 - 164	18
180 x 180	180 x 135	180 x 112	191 - 184	20
200 x 200	200 x 150	200 x 125	211 - 204	21
220 x 220	220 x 165	220 x 137	231 - 224	23
250 x 250	250 x 190	250 x 156	261 - 254	25
300 x 300	300 x 225	300 x 187	311 - 304	29
350 x 350	350 x 265	350 x 219	361 - 354	33
400 x 400	400 x 300	400 x 250	411 - 404	37

## PROJECTION CLOTHS

Front projection surfaces	Gain	Rear projection surfaces <i>**no black borders**</i>	Gain
White	1.2	Rear Plus	1.1
Matte White	1.2	Front Rear	0.9
Microperforated	1.1		
Lumi Grey Microperforated	0.8		
Ultra HD	1.2		

Warranty: 5 years on the motor - 24 months on the other components





**TIZIANO HOME CINEMA** has been developed with a stunning Italian design which makes it the ideal solution for high-end installations both for residential and professional environments.

If you are looking for a **refined Italian design** and excellent reliability the Tiziano is the perfect solution. Extremely easy install, invisible mounting brackets and power cable are essential features of this exclusive product.

The aluminium housing has been designed with elegance in mind and is available in a wide range of different colours, enabling you to customise the finished screen to meet your customers' requirements.


Tiziano home cinema is supplied with black side borders and a 30 cm. black top drop.

*Available in 4:3, 16:9 and 16:10 formats or bespoke sizes.*

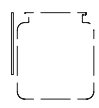
**RAL housing colours**  
(optional)

- 9005
- 3000
- 9006
- 8017
- 5003
- 6029
- 1021
- Dark grey stone
- Light grey stone

**Led lights for the housing**  
Available colours: white, blue, green, red  
(optional)



Ceiling mounting brackets



Wall mounting brackets



n.1 On/off switcher



RF Remote control with receiver built-in motor



Kit RF Remote control with external receiver



Interface switch 12 volt



Low voltage contact interface

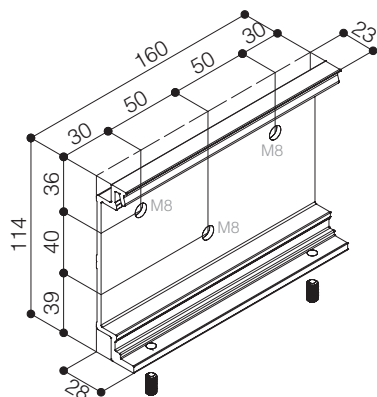


Faster and quiet motor

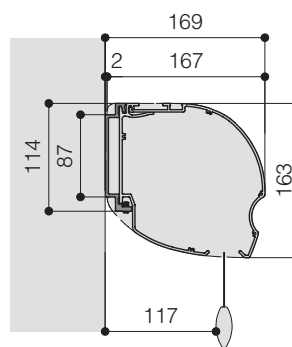
**INCLUDED**

**OPTIONAL** pag 62-63

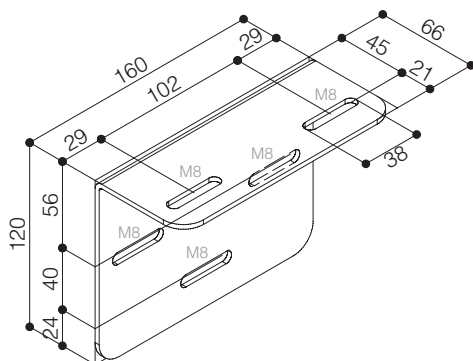
### WALL MOUNTING BRACKET



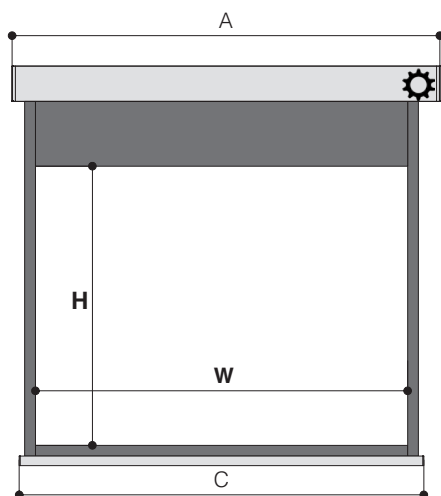
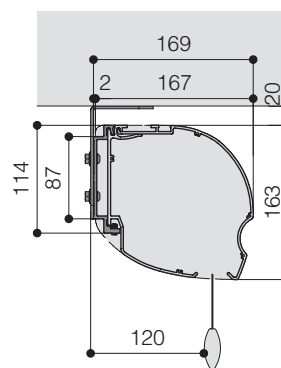
### WALL MOUNTING



### CEILING MOUNTING BRACKET



### CEILING MOUNTING



### TECHNICAL SPECIFICATIONS

- Silent motor system provides a smooth and quiet operation
  - Power: **10 Nm**
  - Speed: **17 rpm**
  - Power supply: **230V / 50 Hz**
  - Consumption: **156 W**
  - Certification: **IMQ**
- Totally manufactured with aluminium housing and steel side plates
- Housing dimensions: 167x163 mm. (DxH)
- Housing painted with white epoxy powders (RAL 9016)
- Wall mounting brackets and switcher on/off included
- Ceiling mounting brackets included
- Flame - retardant projection surfaces - classification M1, M2 and B1
- Cloth drops on the front side of the housing at 12,5 cm. from the wall
- Side black borders of 5 cm., bottom black border of 5 cm., black top drop of 30 cm. and black dowel bar: height 44 mm. - depth 17 mm.
- Screen housing available in different colours (*optional*)

The measures in the drawings are expressed in millimetres.

### DIMENSIONS measures in cm

4:3 Ratio Viewing area (WxH)	16:9 Ratio Viewing area (WxH)	16:10 Ratio Viewing area (WxH)	Overall dimensions A - C	Approx. net weight (Kg)
160 x 120	160 x 90	160 x 100	181 - 174	18
180 x 135	180 x 101	180 x 112	201 - 194	20
200 x 150	200 x 112	200 x 125	221 - 214	21
220 x 165	220 x 124	220 x 137	241 - 234	23
250 x 190	250 x 140	250 x 156	271 - 264	25
300 x 225	300 x 169	300 x 187	321 - 314	29
350 x 265	350 x 197	350 x 219	371 - 364	33
400 x 300	400 x 225	400 x 250	421 - 414	37

### PROJECTION CLOTHS

Front projection surfaces	Gain	
White	1.2	
Matte White	1.2	
Lumi Grey	0.8	
Microperforated	1.1	
Lumi Grey Microperforated	0.8	
Cinesound*	0.7	
Ultra HD	1.2	

\*Limited in height

Warranty: 5 years on the motor - 24 months on the other components





**TIZIANO TENSIONED** has been developed with a stunning Italian design which makes it the ideal solution for high-end installations both for residential and professional environments.

If you are looking for a **refined Italian design** and excellent reliability the Tiziano is the perfect solution. Extremely easy install, invisible mounting brackets and power cable are essential features of this exclusive product.

The aluminium housing has been designed with elegance in mind and is available in a wide range of different colours, enabling you to customise the finished screen to meet your customers' requirements.

The "Flagship" model of electrical projection screen is the Tiziano tensioned. The tensioning mechanism assures the screen an absolutely perfect flatness of the projection surface, avoiding possible edge curling and a distortion of the image.

Available in 4:3, 16:9 and 16:10 formats or bespoke sizes.

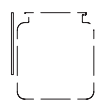
**RAL housing colours**  
(optional)

- 9005
- 3000
- 9006
- 8017
- 5003
- 6029
- 1021
- Dark grey stone
- Light grey stone

**Led lights for the housing**  
Available colours: white, blue, green, red  
(optional)



Ceiling mounting brackets



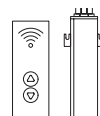
Wall mounting brackets



n.1 On/off switcher



RF Remote control with receiver built-in motor



Kit RF Remote control with external receiver



Interface switch 12 volt



Low voltage contact interface

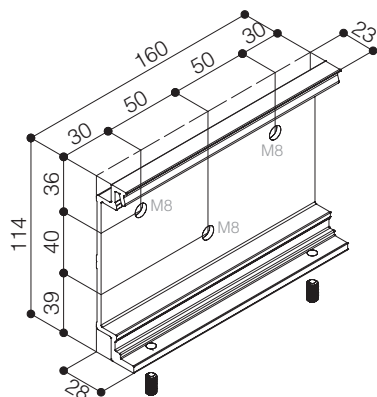


Faster and quiet motor

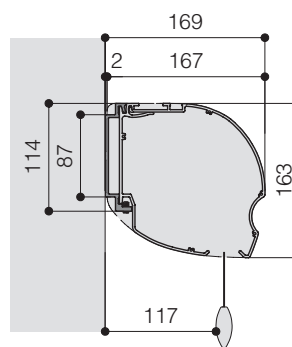
**INCLUDED**

**OPTIONAL** pag 62-63

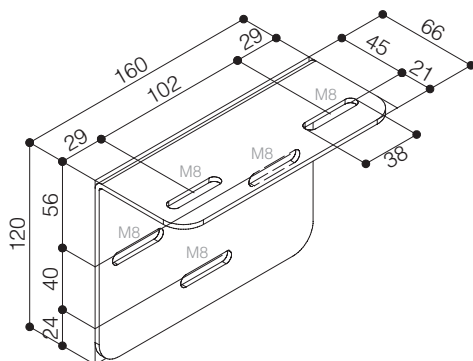
## WALL MOUNTING BRACKET



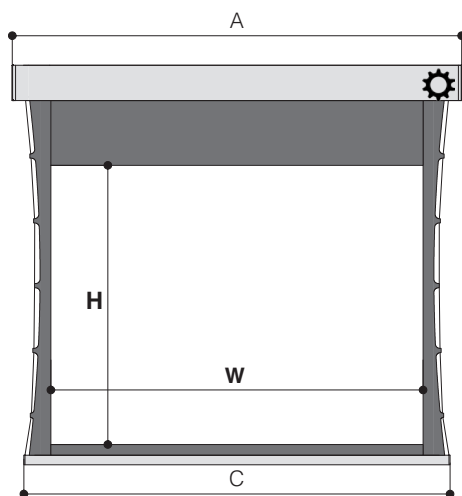
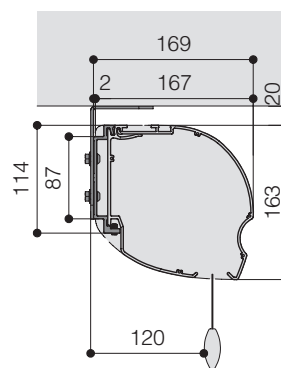
## WALL MOUNTING



## CEILING MOUNTING BRACKET



## CEILING MOUNTING



## TECHNICAL SPECIFICATIONS

- Silent motor system provides a smooth and quiet operation
  - Power: **10 Nm**
  - Speed: **17 rpm**
  - Power supply: **230V / 50 Hz**
  - Consumption: **156 W**
  - Certification: **IMQ**
- Totally manufactured with aluminium housing and steel side plates
- Housing dimensions: 167x163 mm. (DxH)
- Housing painted with white epoxy powders (RAL 9016)
- Wall mounting brackets and switcher on/off included
- Ceiling mounting brackets included
- Flame - retardant projection surfaces - classification M1, M2 and B1
- Side black borders of 5 cm. (in the narrowest point), black bottom border of 5 cm., black top drop of 30 cm. and black dowel bar: height 44 mm. - depth 17 mm.
- Hour-shape glass tensioning system to provide perfect flatness
- Cloth drops on the front side of the housing at 12,5 cm. from the wall
- Screen housing available in different colours (*optional*)

The measures in the drawings are expressed in millimetres.

## DIMENSIONS measures in cm

4:3 Ratio Viewing area (WxH)	16:9 Ratio Viewing area (WxH)	16:10 Ratio Viewing area (WxH)	Overall dimensions A - C	Approx. net weight (Kg)
160 x 120	160 x 90	160 x 100	200 - 193	20
180 x 135	180 x 101	180 x 112	220 - 213	23
200 x 150	200 x 112	200 x 125	240 - 233	24
220 x 165	220 x 124	220 x 137	260 - 253	27
250 x 190	250 x 140	250 x 156	290 - 283	31
300 x 225	300 x 169	300 x 187	340 - 333	38
350 x 265	350 x 197	350 x 219	390 - 383	44
400 x 300	400 x 225	400 x 250	440 - 433	50

## PROJECTION CLOTHS

Front projection surfaces	Gain		
Matte White	1.2		
Lumi Grey	0.8		
Microperforated	1.1		
Lumi Grey Microperforated	0.8		
Cinesound*	0.7		
Bright Contrast 3D*	1.4		
Ultra HD	1.2		

\*Limited in height

Warranty: 5 years on the motor - 24 months on the other components





**COMPACT HOME CINEMA** is an electric screen dedicated to the Home Theatre market and it is the right alternative to the Double Format or to the Compact Tensioned screens because high quality features mark it out from the other Home Theatre models.

A black drop on the top of the projection surface allows to install this screen inside false ceilings or inside rooms with high ceiling.

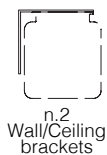
Side black borders let perceive a brighter and sharper image.

*Available in 4:3, 16:9 and 16:10 formats or bespoke sizes.*



**False ceiling trim kit**  
(optional - for details see p. 48)

**White side covers**  
(optional)



n.2  
Wall/Ceiling  
brackets

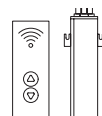


n.1  
On/off  
switcher

**INCLUDED**



RF Remote  
control with  
receiver  
built-in motor



Kit RF Remote  
control with  
external  
receiver



Interface  
switch 12 volt



Low voltage  
contact  
interface



Nm 9  
Rpm 26

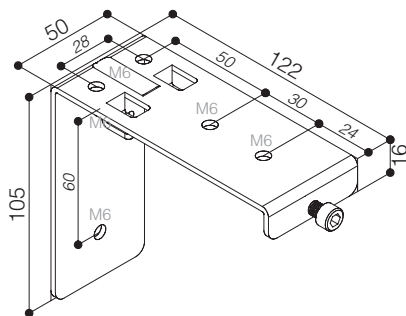
Faster and  
quiet motor

**OPTIONAL** pag 62-63

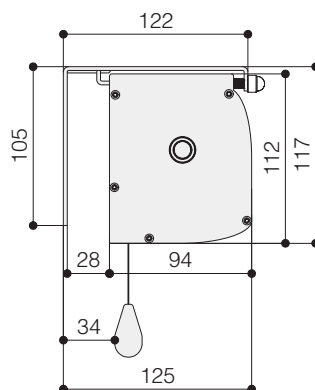
**DROP OF  
PROJECTION  
CLOTH**  
STANDARD

**FRONT DROP OF  
PROJECTION  
CLOTH**  
*(optional)*

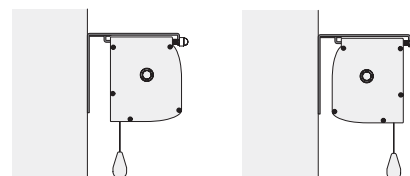
### WALL-CEILING BRACKET



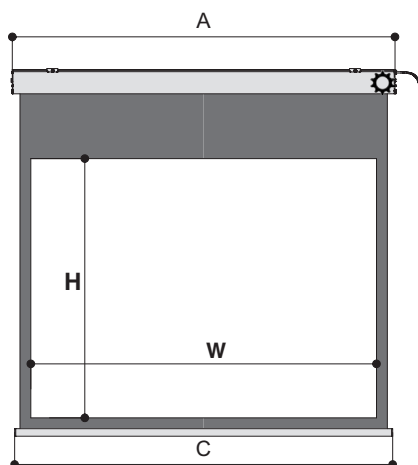
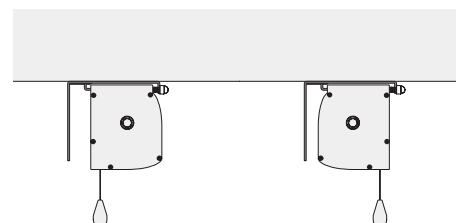
### HOUSING DIMENSIONS



### WALL MOUNTING



### CEILING MOUNTING



### TECHNICAL SPECIFICATIONS

- Silent motor system provides a smooth and quiet operation
  - Power: **6 Nm**
  - Speed: **17 rpm**
  - Power supply: **230V / 50 Hz**
  - Consumption: **137 W**
  - Certification: **IMQ**
- Totally manufactured from aluminium
- Smart design and easy to install
- Housing dimensions: 94x112 mm. (DxH)
- Housing painted with white epoxy powders (RAL 9010)
- Two universal mounting brackets either for ceiling or for wall
- On/off switcher included
- Power cable located at the **right** side of the screen housing seen from the front
- Flame-retardant projection surfaces - classification M1, M2 and B1
- Side black borders of 5 cm., black bottom border of 5 cm., black top drop of 30 cm. and black dowel bar: height 35 mm. - depth 20 mm.
- Screen housing available in different colours *(optional)*

### DIMENSIONS measures in cm

4:3 Ratio Viewing area (WxH)	16:9 Ratio Viewing area (WxH)	16:10 Ratio Viewing area (WxH)	Overall dimensions A - C	Approx. net weight (Kg)
160 x 120	160 x 90	160 x 100	179 - 174	15
180 x 135	180 x 101	180 x 112	199 - 194	16
200 x 150	200 x 112	200 x 125	219 - 214	18
220 x 165	220 x 124	220 x 137	239 - 234	20
250 x 190	250 x 140	250 x 156	269 - 264	23
300 x 225	300 x 169	300 x 187	319 - 314	26

### PROJECTION CLOTHS

Front projection surfaces	Gain		
White	1.2		
Matte White	1.2		
Lumi Grey	0.8		
Microperforated	1.1		
Lumi Grey Microperforated	0.8		
Cinesound*	0.7		
Fibre Matte*	1.25		
Ultra HD	1.2		

\*Limited in height

The measures in the drawings are expressed in millimetres.

**Warranty:** 5 years on the motor - 24 months on the other components





**COMPACT TENSIONED** is a motorized screen that incorporates a tab guide cable system which maintains tension on the cloth in order to get the screen surface perfectly flat. This product has been specifically studied for the niche of the Home Theatre market, so it is the right solution for the most demanding requests. It is professionally masked with black curved side borders and a black top border of 30 cm.

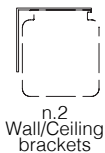
Available in 4:3, 16:9 and 16:10 formats or bespoke sizes.



White side covers  
(optional)



False ceiling trim kit  
(optional - for details see p. 48)



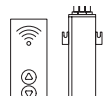
n.2  
Wall/Ceiling  
brackets



n.1  
On/off  
switcher



RF Remote  
control with  
receiver  
built-in motor



Kit RF Remote  
control with  
external  
receiver



Interface  
switch 12 volt



Low voltage  
contact  
interface



Nm 9  
Rpm 26

Faster and  
quiet motor

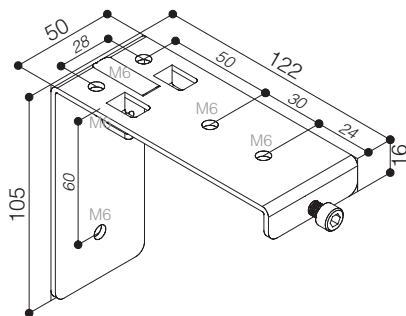
**INCLUDED**

**OPTIONAL** pag 62-63

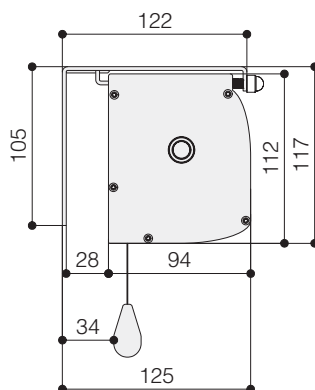
**DROP OF PROJECTION CLOTH**  
STANDARD

**FRONT DROP OF PROJECTION CLOTH**  
(optional)

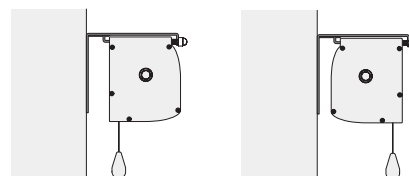
### WALL-CEILING BRACKET



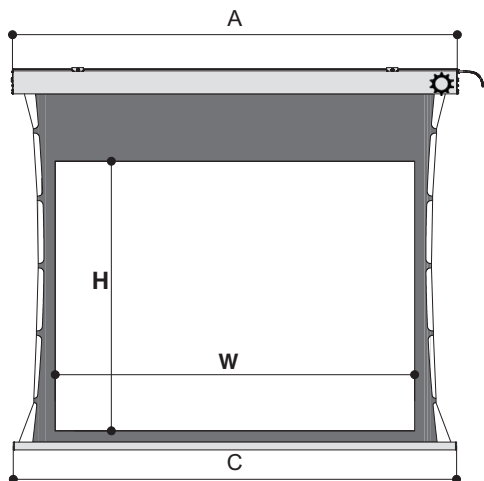
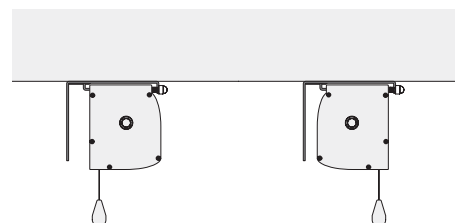
### HOUSING DIMENSIONS



### WALL MOUNTING



### CEILING MOUNTING



### TECHNICAL SPECIFICATIONS

- Silent motor system provides a smooth and quiet operation
  - Power: **6 Nm**
  - Speed: **17 rpm**
  - Power supply: **230V / 50 Hz**
  - Consumption: **137 W**
  - Certification: **IMQ**
- Totally manufactured from aluminium
- Smart design and easy to install
- Housing dimensions: 94x112 mm. (DxH)
- Housing painted with white epoxy powders (RAL 9010)
- Two universal mounting brackets either for ceiling or for wall included
- On/off switcher included
- Power cable located at the **right** side of the screen housing seen from the front
- Flame-retardant projection surfaces - classification M1, M2 and B1
- Side black borders of 5 cm. (in the narrowest point), black bottom border of 5 cm., black top drop of 30 cm. and black dowel bar: height 35 mm. depth 20 mm.
- Hour-shape glass tensioning system to provide perfect flatness
- Screen housing available in different colours (optional)

### DIMENSIONS measures in cm

4:3 Ratio Viewing area (WxH)	16:9 Ratio Viewing area (WxH)	16:10 Ratio Viewing area (WxH)	Overall dimensions A - C	Approx. net weight (Kg)
160 x 120	160 x 90	160 x 100	198 - 194	15
180 x 135	180 x 101	180 x 112	218 - 214	17
200 x 150	200 x 112	200 x 125	238 - 234	19
220 x 165	220 x 124	220 x 137	258 - 254	20
250 x 190	250 x 140	250 x 156	288 - 284	22

### PROJECTION CLOTHS

Front projection surfaces	Gain		
Matte White	1.2		
Lumi Grey	0.8		
Microperforated	1.1		
Lumi Grey Microperforated	0.8		
Cinesound*	0.7		
Bright Contrast 3D*	1.4		
Ultra HD	1.2		

\*Limited in height

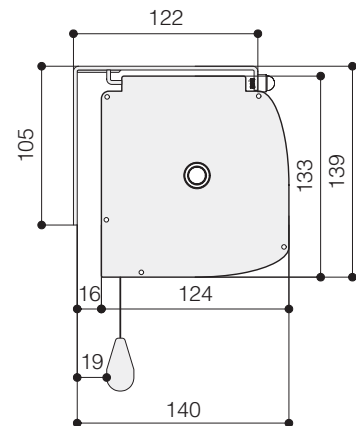
**Warranty:** 5 years on the motor - 24 months on the other components





**False ceiling trim kit**  
(optional - for details see p. 48)

### HOUSING DIMENSIONS



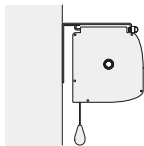
### TECHNICAL SPECIFICATIONS

- Silent motor system provides a smooth and quiet operation
- Power: **10 Nm**
- Speed: **17 rpm**
- Power supply: **230V / 50 Hz**
- Consumption: **156 W**
- Certification: **IMQ**

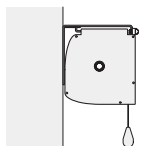
Nm 9  
Rpm 26  
Faster and quiet motor (optional)

- Totally manufactured from aluminium
- Housing dimensions: 124x133 mm. (DxH)
- Housing painted with white epoxy powders (RAL 9010)
- Power cable located at the **right** side of the screen housing seen from the front
- Flame-retardant projection surfaces – classification M1, M2 and B1
- Black side borders of 5 cm., black bottom border of 5 cm., black top drop of 30 cm. and black dowel bar: height 35 mm. depth 20 mm.

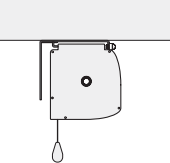
### WALL MOUNTING



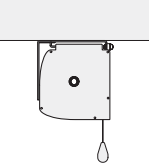
### FRONT FALL



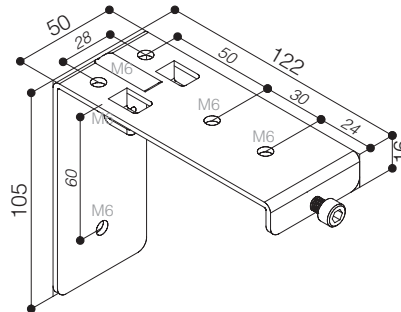
### CEILING MOUNTING



### FRONT FALL

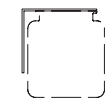
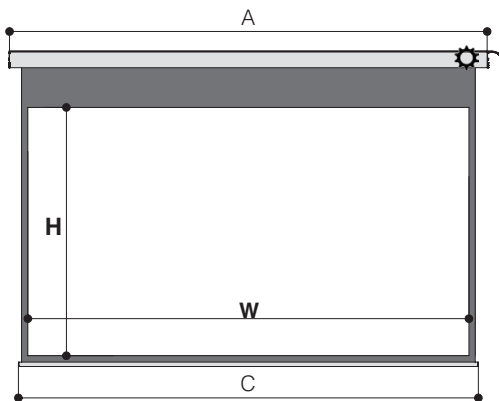


### WALL CEILING BRACKET



The **MAJOR HOME CINEMA** is an electric screen dedicated to the Home Theatre market with high quality features. It has a 30 cm. black drop on the top of the projection surface and black side borders that let perceive a brighter and sharper image.

Available in 4:3, 16:9 and 16:10 ratios or bespoke sizes.



n.4 Wall/Ceiling brackets



n.1 On/off switcher

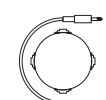
### INCLUDED



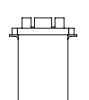
RF Remote control with receiver built-in motor



Kit RF Remote control with external receiver



Interface switch 12 volt



Low voltage contact interface

### OPTIONAL pag 62-63

### DIMENSIONS measures in cm

4:3 Ratio Viewing area (WxH)	16:9 Ratio Viewing area (WxH)	16:10 Ratio Viewing area (WxH)	Overall dimensions A - C	Approx. net weight (Kg)
350 x 265	350 x 197	350 x 219	371 - 364	32
400 x 300	400 x 225	400 x 250	421 - 414	38
-	450 x 253	450 x 281	471 - 464	42

### PROJECTION CLOTHS

Front projection surfaces	Gain		Gain
Matte White	1.2	Lumi Grey Microperforated	0.8
Lumi Grey	0.8	Ultra HD	1.2
Microperforated	1.1		

The measures in the drawings are expressed in millimetres.

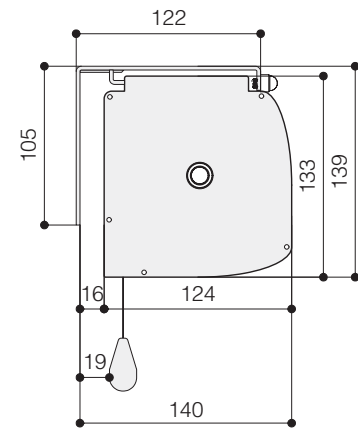
**Warranty:** 5 years on the motor - 24 months on the other components

from 300 cm. to 400 cm. wide



**False ceiling trim kit**  
(optional - for details see p. 48)

### HOUSING DIMENSIONS

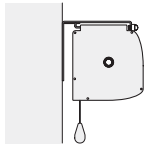


### TECHNICAL SPECIFICATIONS

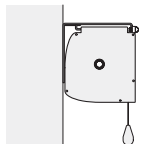
- Silent motor system provides a smooth and quiet operation
  - Power: **10 Nm**
  - Speed: **17 rpm**
  - Power supply: **230V / 50 Hz**
  - Consumption: **156 W**
  - Certification: **IMQ**
- Totally manufactured from aluminium
- Housing dimensions: 124x133 mm. (DxH)
- Housing painted with white epoxy powders (RAL 9010)
- Power cable located at the **right** side of the screen housing seen from the front
- Flame-retardant projection surfaces – classification M1, M2 and B1
- Black side borders of 5 cm. (in the narrowest point), black bottom border of 5 cm., black top drop of 30 cm. and black dowel bar: height 35 mm. depth 20 mm.
- Hour-shape glass tensioning system to provide perfect flatness

Nm 9 Rpm 26  
Faster and quiet motor (optional)

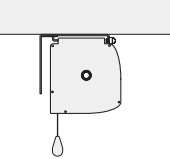
### WALL MOUNTING



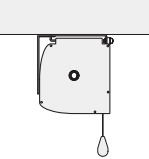
### FRONT FALL



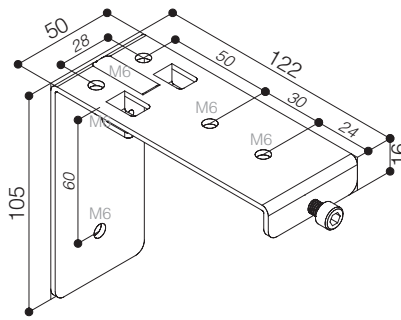
### CEILING MOUNTING



### FRONT FALL

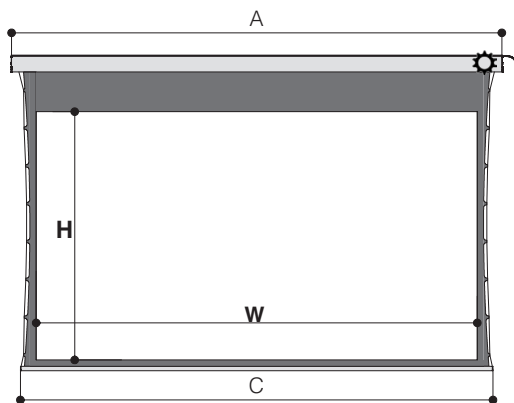


### WALL CEILING BRACKET



The **MAJOR TENSIONED** is also a motorized screen but it has a peculiar tensioning system on each side which assures the best possible surface flatness where the projection screen needs to be with the finest quality.

Available in 4:3, 16:9 and 16:10 ratios or bespoke sizes.



n.4 Wall/Ceiling brackets

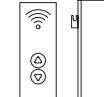


n.1 On/off switcher

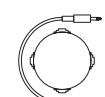
**INCLUDED**



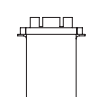
RF Remote control with receiver built-in motor



Kit RF Remote control with external receiver



Interface switch 12 volt



Low voltage contact interface

**OPTIONAL** pag 62-63

### DIMENSIONS

measures in cm

4:3 Ratio Viewing area (WxH)	16:9 Ratio Viewing area (WxH)	16:10 Ratio Viewing area (WxH)	Overall dimensions A - C	Approx. net weight (Kg)
300 x 225	300 x 169	300 x 187	340 - 334	31
350 x 265	350 x 197	350 x 219	390 - 384	36
400 x 300	400 x 225	400 x 250	440 - 434	40

### PROJECTION CLOTHS

Front projection surfaces	Gain		Gain
Matte White	1.2	Cinesound*	0.7
Lumi Grey	0.8	Bright Contrast 3D*	1.4
Microperforated	1.1	Ultra HD	1.2
Lumi Grey Microperforated	0.8		

\*Limited in height

**Warranty:** 5 years on the motor - 24 months on the other components



The measures in the drawings are expressed in millimetres.



Ratio 2.35:1

Ratio 16:9

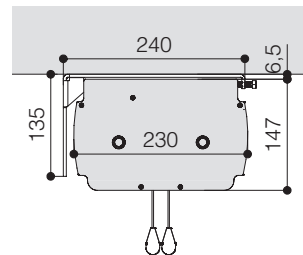
The **DOUBLE FORMAT** is a very innovative screen that introduces a new concept in the Home Cinema philosophy. Its aluminium housing contains two separate motorized rollers: on each roller you can choose a different projection screen with a different video format.

### TECHNICAL SPECIFICATIONS

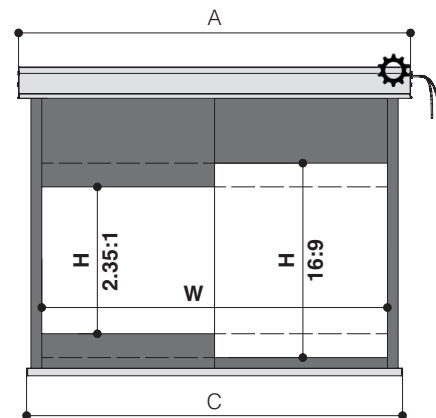
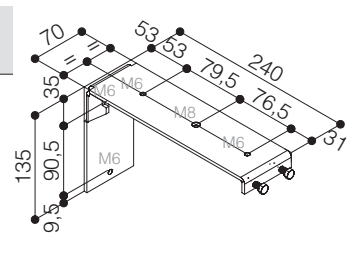
- Silent motor system provides a smooth and quiet operation
  - Power: **10 Nm**
  - Speed: **17 rpm**
  - Power supply: **230V / 50 Hz**
  - Consumption: **156 W**
  - Certification: **IMQ**
- Totally manufactured from aluminium
- Housing dimensions: 230x147 mm. (DxH)
- Housing painted with white epoxy powders (RAL 9010)
- Universal mounting brackets either for ceiling or wall included
- Two on/off switchers
- Power cable located at the **right** side of the screen housing seen from the front
- Flame-retardant projection surfaces – classification M1, M2 and B1
- Side black borders of 5 cm., black bottom border, black top drop and black dowel bar height 35 mm. depth 20 mm.

Nm 9  
Rpm 26  
Faster and quiet motor (optional)

### HOUSING DIMENSIONS



### WALL CEILING BRACKET



Available in all video formats and bespoke sizes.

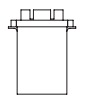


n.3 Wall/Ceiling brackets



n.2 On/off switchers

### INCLUDED



Low voltage contact interface



Double RF Remote control with two external receivers

**OPTIONAL** pag 62-63

DIMENSIONS measures in cm			
16:9 Ratio Viewing area (WxH)	2.35:1 Ratio Viewing area (WxH)	Overall dimensions A - C	Approx. net weight (Kg)
160 x 90	160 x 68	181 - 174	31
180 x 101	180 x 77	201 - 194	35
200 x 112	200 x 85	221 - 214	38
220 x 124	220 x 94	241 - 234	42
250 x 140	250 x 106	271 - 264	49
270 x 152	270 x 115	291 - 284	53
300 x 169	300 x 128	321 - 314	56

PROJECTION CLOTHS	
Front projection surfaces	Gain
Matte White	1.2
Lumi Grey	0.8
Microperforated	1.1
Lumi Grey Microperforated	0.8
Cinesound*	0.7
Fibre Matte*	1.25
Ultra HD	1.2

\*Limited in height

**Warranty:** 5 years on the motor - 24 months on the other components

**ENGINEERED LIKE NO OTHER SCREEN IN THE WORLD**

The measures in the drawings are expressed in millimetres.

from 160 cm. to 300 cm. wide



Ratio 2.35:1

Ratio 16:9

Peculiarity that diversify the **DOUBLE FORMAT TENSIONED** is the side tensioning system which allows to obtain excellent flatness on the whole surface.

### TECHNICAL SPECIFICATIONS

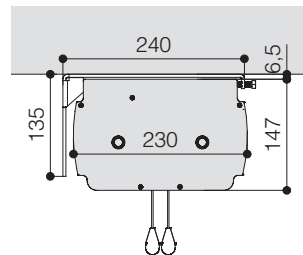
- Silent motor system provides a smooth and quiet operation

- Power: **10 Nm**
- Speed: **17 rpm**
- Power supply: **230V / 50 Hz**
- Consumption: **156 W**
- Certification: **IMQ**

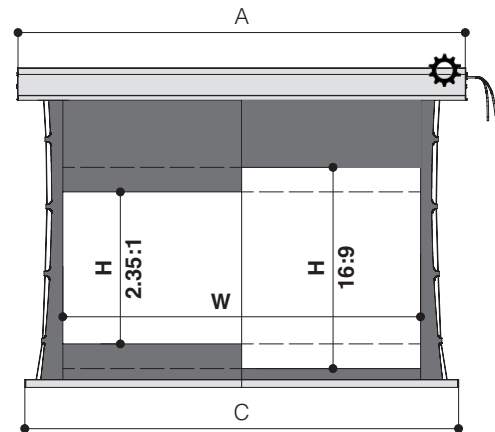
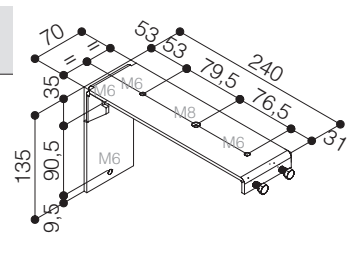
⚙ Nm 9  
Rpm 26  
Faster and quiet  
motor  
(optional)

- Totally manufactured from aluminium
- Housing dimensions: 230x147 mm. (DxH)
- Housing painted with white epoxy powders (RAL 9010)
- Universal mounting brackets either for ceiling or wall included
- Two on/off switchers
- Power cable located at the **right** side of the screen housing seen from the front
- Flame-retardant projection surfaces – classification M1, M2 and B1
- Side tensioned black borders of 5 cm. (in the narrowest point), black bottom border, black top drop and black dowel bar height 35 mm. depth 20 mm.

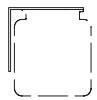
### HOUSING DIMENSIONS



### WALL CEILING BRACKET



Available in all video formats and bespoke sizes.



n.3  
Wall/Ceiling  
brackets



n.2  
On/off  
switchers

#### INCLUDED



Low voltage  
contact  
interface



Double RF  
Remote control  
with two external  
receivers

**OPTIONAL** pag 62-63

DIMENSIONS measures in cm			
16:9 Ratio Viewing area (WxH)	2.35:1 Ratio Viewing area (WxH)	Overall dimensions A - C	Approx. net weight (Kg)
160 x 90	160 x 68	200 - 194	31
180 x 101	180 x 77	220 - 214	35
200 x 112	200 x 85	240 - 234	38
220 x 124	220 x 94	260 - 254	42
250 x 140	250 x 106	290 - 284	49
270 x 152	270 x 115	310 - 304	53
300 x 169	300 x 128	340 - 334	56

PROJECTION CLOTHS	
Front projection surfaces	Gain
Matte White	1.2
Lumi Grey	0.8
Microperforated	1.1
Lumi Grey Microperforated	0.8
Cinesound*	0.7
Bright Contrast 3D*	1.4
Ultra HD	1.2

\*Limited in height

**Warranty:** 5 years on the motor - 24 months on the other components





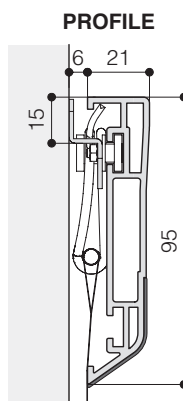
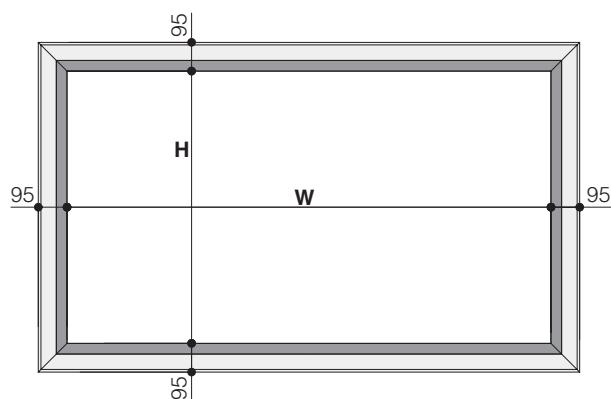
### TECHNICAL SPECIFICATIONS

**CANALETTO ELASTIC** is the newest exclusive design aluminium frame screen developed by ScreenInt R&D.

The product is a unique innovative combination of a velvet finishing and a black aluminium frame. Once Canaletto Elastic is wall mounted, brackets are completely hidden, so it seems to **fly in the air**.

Available in 1:1, 4:3, 16:9 and 16:10 ratios and bespoke sizes.

- Frame dimensions: 95x21 mm. (WxD)
- Aluminium frame painted with dull black epoxy powders (RAL 9005) and partially covered with black velvet
- Total frame depth including wall mounting brackets: 27 mm.
- Completely hidden wall mounting brackets on upper and lower frame for SAFE installation
- Full aluminium corners cut at 45°
- Easy and quick fixing of the projection surface with galvanized rods and rubber bands
- Available with 4K, 3D and 2D projection fabrics
- Flame retardant projection surfaces – classification M1, M2 and B1



The measures in the drawings are expressed in millimetres.

DIMENSIONS measures in cm				
1:1 Ratio Viewing area (WxH)	4:3 Ratio Viewing area (WxH)	16:9 Ratio Viewing area (WxH)	16:10 Ratio Viewing area (WxH)	Approx. net weight (Kg)
160 x 160	160 x 120	160 x 90	160 x 100	11
180 x 180	180 x 135	180 x 101	180 x 112	13
200 x 200	200 x 150	200 x 112	200 x 125	15
220 x 220	220 x 165	220 x 124	220 x 137	16
250 x 250	250 x 190	250 x 140	250 x 156	19
300 x 300	300 x 225	300 x 169	300 x 187	23
-	350 x 265	350 x 197	350 x 219	27
-	400 x 300	400 x 225	400 x 250	31

PROJECTION CLOTHS			
Front projection surfaces	Gain	Rear projection surfaces	Gain
White	1.2	Rear Plus	1.1
White Pearl	1.2	Rear Lux R114	2.5
Lumi Grey	0.8	Front Rear	0.9
Cinesound*	0.7		
Microperforated	1.1		
Lumi Grey Microperforated	0.8		
Foldaway*	1.5		
Fibre Matte*	1.25		
Bright Contrast 3D*	1.4		
Ultra HD	1.2		
Oyster*	0.8		

\*Limited in height

Warranty: 24 months

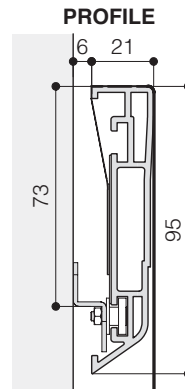
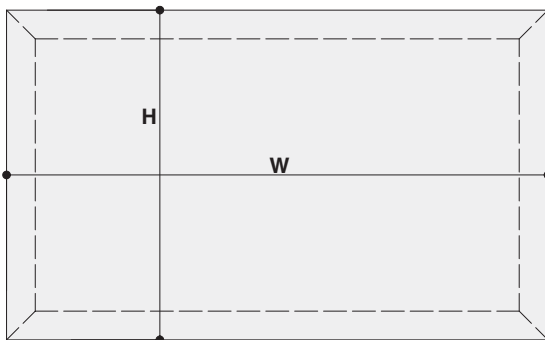


## TECHNICAL SPECIFICATIONS

**CANALETTO WRAP AROUND** is an excellent design solution for fix installations in professional, corporate and Home Cinema environments. Canaletto Wrap Around is an **edge less frame screen** that allows to achieve a perfect, smart and design look, combining the best high quality projection fabrics with the most demanding design needs.

Available in 1:1, 4:3, 16:9 and 16:10 ratios or bespoke sizes.

- Smart and neat finishing of the wrap **around corners**
- Outside frame screen dimension is the same as the viewing area
- Edges are 90° in all directions – full squareness
- Total frame depth including wall mounting brackets: 27 mm.
- Wall mounting brackets on upper and lower frame for SAFE installation
- Fixing brackets are NOT VISIBLE with wall mounted screen
- Innovative easy and quick fixing of the projection surface to the rear side of the frame with Velcro strip
- Available with 3D and 2D projection fabrics
- Flame retardant projection surfaces – classification M1, M2 and B1



The measures in the drawings are expressed in millimetres.

DIMENSIONS measures in cm				
1:1 Ratio Viewing area (WxH)	4:3 Ratio Viewing area (WxH)	16:9 Ratio Viewing area (WxH)	16:10 Ratio Viewing area (WxH)	Approx. net weight (Kg)
160 x 160	160 x 120	160 x 90	160 x 100	11
180 x 180	180 x 135	180 x 101	180 x 112	13
200 x 200	200 x 150	200 x 112	200 x 125	15
220 x 220	220 x 165	220 x 124	220 x 137	16
250 x 250	250 x 190	250 x 140	250 x 156	19
300 x 300	300 x 225	300 x 169	300 x 187	23
-	350 x 265	350 x 197	350 x 219	27
-	400 x 300	400 x 225	400 x 250	31


PROJECTION CLOTHS			
Front projection surfaces	Gain		Gain
White	1.2		
Lumi Grey	0.8		
Microperforated	1.1		
Lumi Grey Microperforated	0.8		
Foldaway*	1.5		
Bright Contrast 3D*	1.4		
Ultra HD	1.2		

\*Limited in height

Warranty: 24 months

[www.screenint.com](http://www.screenint.com)



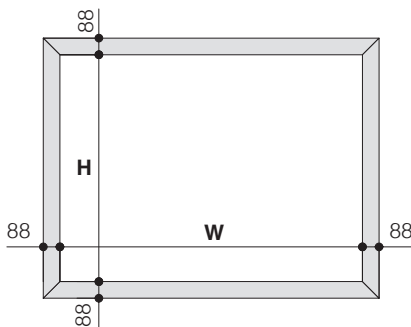


### TECHNICAL SPECIFICATIONS

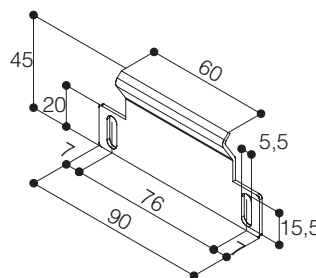
**MODIGLIANI** is an aluminium rounded frame screen for Home Theatre and Professional applications available with black powder coating. Once Modigliani is fixed to the wall, the elegant rounded frame seems to float in the air.  
**MODIGLIANI VELVET** is also available with velvet finishing on the frame.

- Frame dimensions: 88x31 mm. (WxD)
- Aluminium frame painted with dull black epoxy powders (RAL 9005)
- No visible brackets are needed to fix the screen to the wall: at the rear side of the frame an aluminium profile allows to hang it directly to the wall bracket
- Cloth can be easily and quickly fixed to the rear side of the frame with galvanized rods and rubber bands.
- Flame-retardant projection surfaces - classification M1, M2 and B1

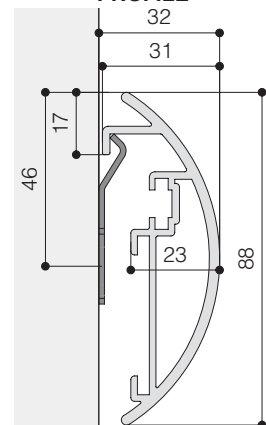
Available in 4:3, 16:9 and 16:10 ratios or bespoke sizes.



### WALL BRACKET



### PROFILE



The measures in the drawings are expressed in millimetres.

DIMENSIONS measures in cm			
4:3 Ratio Viewing area (WxH)	16:9 Ratio Viewing area (WxH)	16:10 Ratio Viewing area (WxH)	Approx. net weight (Kg)
160 x 120	160 x 90	160 x 100	12
180 x 135	180 x 101	180 x 112	14
200 x 150	200 x 112	200 x 125	16
220 x 165	220 x 124	220 x 137	17
250 x 190	250 x 140	250 x 156	19
300 x 225	300 x 169	300 x 187	23

PROJECTION CLOTHS			
Front projection surfaces	Gain		Gain
White	1.2	Fibre Matte*	1.25
White Pearl	1.2	Ultra HD	1.2
Lumi Grey	0.8	Bright Contrast 3D*	1.4
Cinesound	0.7	Oyster*	0.8
Microperforated	1.1		
Lumi Grey Microperforated	0.8		

\*Limited in height

Warranty: 24 months



**FLOORSTANDS**  
for FLAT ELASTIC/PRESS  
(optional)

**FLAT ELASTIC** and **FLAT PRESS** are the right solutions for the installer who needs a frame screen either for rear or for front projection. They bring together high quality standards with a good versatility.

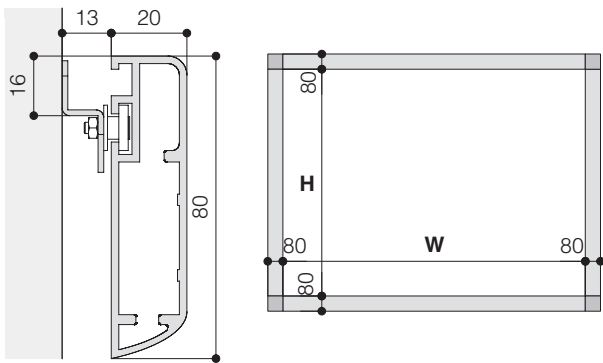
Available 1:1, 4:3, 16:9 and 16:10 formats or bespoke sizes.

## TECHNICAL SPECIFICATIONS

- Smart design and easy to install
- Aluminium frame painted with dull black epoxy powders (RAL 9005 and plastic joint corners for SAFETY reasons\*
- On request the corners can be of aluminium cut at 45°
- Frame dimensions: 80x20 mm. (WxD)
- Flat elastic: projection surface anchoring system is with galvanized rods and rubber bands
- Flat press: projection surface anchoring system is with press - stud buttons
- Wall mounting brackets on upper and lower frame for safe installation
- Flame-retardant projection surfaces - classification M1, M2 and B1

\* Standard aluminium corners cut at 45° on screens bigger than 300 cm. of width.


### PROFILE



Wall bracket



Flat Elastic anchoring system



Flat Press anchoring system

The measures in the drawings are expressed in millimetres.

### DIMENSIONS measures in cm

1:1 Ratio Viewing area (WxH)	4:3 Ratio Viewing area (WxH)	16:9 Ratio Viewing area (WxH)	16:10 Ratio Viewing area (WxH)	Approx. net weight (Kg)
160 x 160	160 x 120	160 x 90	160 x 100	11
180 x 180	180 x 135	180 x 101	180 x 112	13
200 x 200	200 x 150	200 x 112	200 x 125	14
220 x 220	220 x 165	220 x 124	220 x 137	16
250 x 250	250 x 190	250 x 140	250 x 156	19
300 x 300	300 x 225	300 x 169	300 x 187	23
-	350 x 265	350 x 197	350 x 219	27
-	400 x 300	400 x 225	400 x 250	31

### PROJECTION CLOTHS

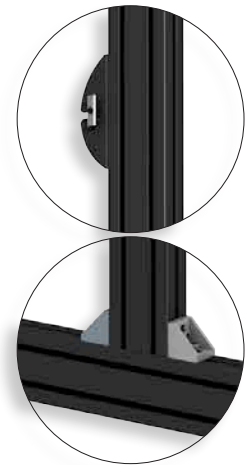
Front projection surfaces	Gain	Rear projection surfaces	Gain
White	1.2	Rear Plus	1.1
White Pearl	1.2	Rear Lux R114	2.5
Lumi Grey	0.8	Front Rear	0.9
Cinesound*	0.7		
Microperforated	1.1		
Lumi Grey Microperforated	0.8		
Foldaway*	1.5		
Fibre Matte*	1.25		
Bright Contrast 3D*	1.4		
Ultra HD	1.2		

Warranty: 24 months

\*Limited in height



from 500 cm. to 1000 cm. wide



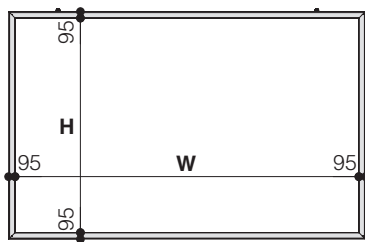
**Floorstands for FlatMax**  
(optional - details p. 64)

The **FLATMAX** is a frame suitable to manufacture large frame screens from 5 metres up to 10 metres of width. It is provided with the elastic anchoring system and its advantage is to have shiftable fixing points for the projection cloth. The screen can be wall mounted or it can be installed flying from the ceiling by steel cables.

Available 4:3, 16:9 and 16:10 formats or bespoke sizes.

### TECHNICAL SPECIFICATIONS

- Smart design and easy to install
- Rugged aluminium profile suitable for big dimensions' screens
- Frame dimensions: 95x55 mm. (WxD)
- Aluminium frame painted with dull black epoxy powders (RAL 9005) and aluminium edges cut at 45°
- Top and bottom wall mounting brackets included
- Eye-bolts for ceiling mounting also included
- For all FLATMAX screens that have to be **ceiling mounted, a central aluminium rod will be added** at the rear side of the frame (optional)
- Projection fabrics are flame-retardant, classification M1, M2 and B1
- Total frame depth including wall mounting brackets: 68 mm.



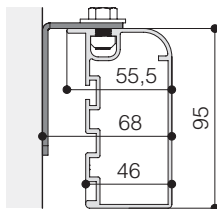
**Elastic anchoring system**



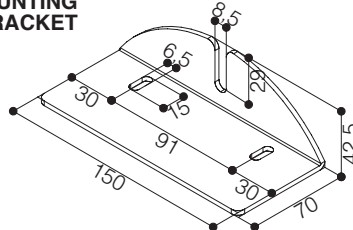
**Lifting ring**  
(included)



**Truss mounting bracket**  
(optional - p. 64)



**MOUNTING BRACKET**



Width viewing area	500	600	700	800	900	1000
n. TOP brackets	3	3	3	4	4	4
n. BOTTOM brackets	1	1	1	2	2	2

DIMENSIONS measures in cm			
4:3 Ratio Viewing area (WxH)	16:9 Ratio Viewing area (WxH)	16:10 Ratio Viewing area (WxH)	Approx. net weight (Kg)
500 x 375	500 x 281	500 x 312	53
600 x 450	600 x 337	600 x 375	65
700 x 525	700 x 394	700 x 437	76
800 x 600	800 x 450	800 x 500	87
900 x 675	900 x 506	900 x 562	98
-	1000 x 562	1000 x 625	108

PROJECTION CLOTHS			
Front projection surfaces	Gain	Rear projection surfaces	Gain
White	1.2	Rear Plus	1.1
White Pearl	1.2	Rear Lux R114	2.5
Microholes	1.0	Front Rear	0.9
Ultra HD	1.2		

**Warranty: 24 months**

The measures in the drawings are expressed in millimetres.




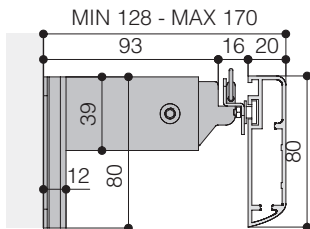
## TECHNICAL SPECIFICATIONS

**FLAT ELASTIC VELVET CURVED** is a curved fixed frame screen which enables the spectator to feel himself completely involved inside the projected movie.

This screen is supplied covered with a black velvet finishing that absorbs the eventual light from the projector which does not perfectly fit the viewing area.

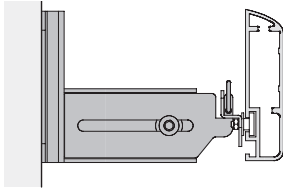
- Smart design and easy to install
- Frame dimensions: 80x20 mm. (WxD)
- Frame corners cut at 45°
- Frame covered with black velvet finishing
- Frame curved with a radius of 12 mt.
- Projection surface anchoring system with galvanized rods and rubber bands
- Extensible wall mounting brackets with a SECURITY pin for upper and lower frame for SAFE installation
- Flame-retardant projection surfaces - classification M1 - M2 and B1

### UPPER MOUNTING BRACKET

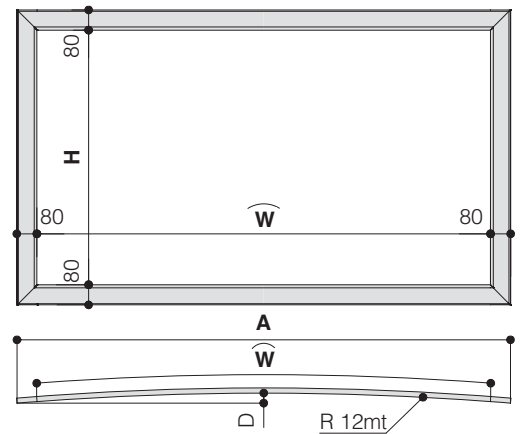


Glance at the mounting bracket

### LOWER MOUNTING BRACKET



Elastic anchoring system



The measures in the drawings are expressed in millimetres.

### DIMENSIONS measures in cm

4:3 Ratio Viewing area (WxH)	16:9 Ratio Viewing area (WxH)	16:10 Ratio Viewing area (WxH)	Overall dimensions A - D	Approx. net weight (Kg)
180 x 135	180 x 101	180 x 112	196 - 4,0	13
200 x 150	200 x 112	200 x 125	216 - 5,0	14
220 x 165	220 x 124	220 x 137	236 - 6,0	16
250 x 190	250 x 140	250 x 156	266 - 7,5	19
300 x 225	300 x 169	300 x 187	315 - 10,5	23
350 x 265	350 x 197	350 x 219	365 - 14,0	27
400 x 300	400 x 225	400 x 250	414 - 18,0	31

### PROJECTION CLOTHS

Front projection surfaces	Gain	Rear projection surfaces	Gain
White	1.2	Rear Plus	1.1
White Pearl	1.2	Rear Lux R114	2.5
Lumi Grey	0.8	Front Rear	0.9
Microperforated	1.1		
Lumi Grey Microperforated	0.8		
Cinesound*	0.7		
Foldaway*	1.5		
Fibre Matte*	1.25		
Bright Contrast 3D*	1.4		
Ultra HD	1.2		

\*Limited in height

Warranty: 24 months





**ARC WRAP AROUND** is an innovative brand new frame structure developed in order to obtain **curved** screens up till 180°.

This screen is suitable to be used both with front projection surfaces and with rear projection fabrics.

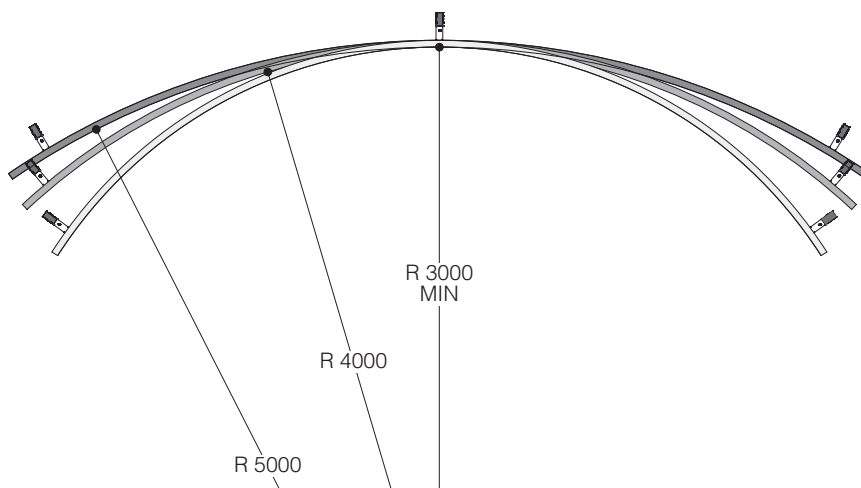
Arc is an excellent solution for **simulation rooms** like for military, defense or medical purposes; for **leisure** and **theme parks** or **museums** where the spectator has to be completely involved inside the projection.

This product is indicated in all **edge-blending** applications.


*Available in bespoke sizes and bespoke radius.*



### CUSTOM RADIUS



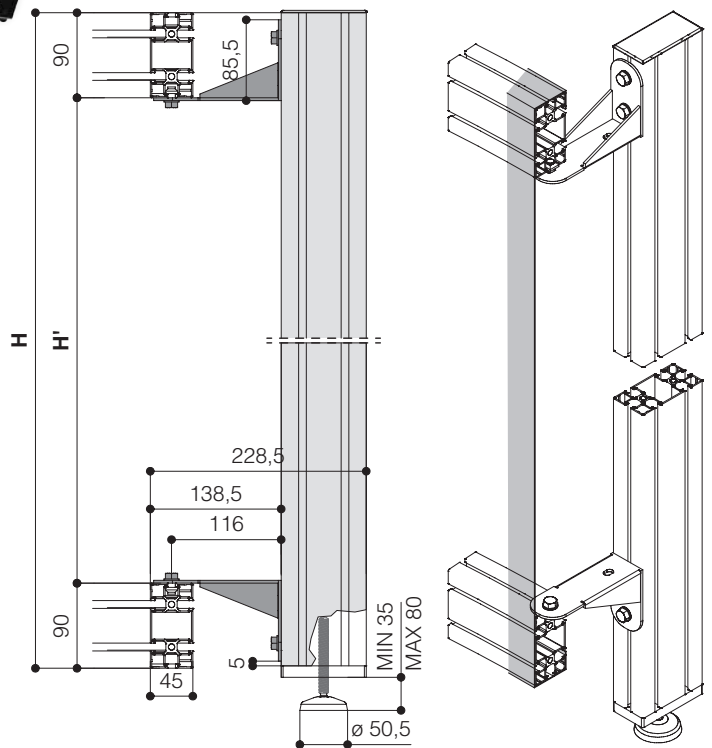
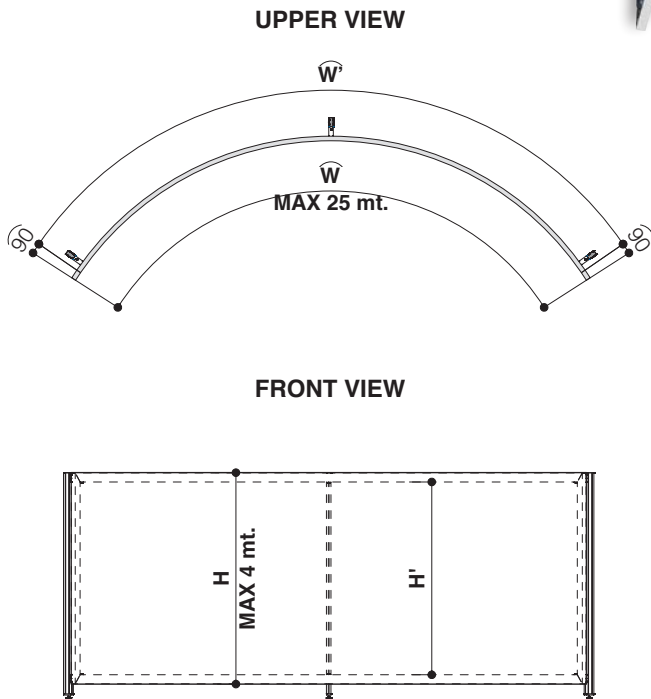
**Warranty:** 24 months



## TECHNICAL SPECIFICATIONS

- Smart design and easy to install
- Frame dimensions: 95x45 mm. (WxD)
- Aluminium frame with edges cut at 45°
- Minimum radius of curved screen is 3 mt.
- Black anodized aluminium frame
- **Projection surface wrap around** and anchoring system with galvanized rods and rubber bands
- Floorstands that offers both front and rear projection possibility
- Floorstands with feet adjustable in height
- Flame-retardant projection surfaces, classification M1, M2 and B1

## FLOORSTANDS



## PROJECTION CLOTHS

Front projection surfaces	Gain	Rear projection surfaces	Gain
White	1.2	Rear Plus	1.1
White Pearl	1.2	Rear Lux R114	2.5
Microholes	1.0	Front Rear	0.9
Lumi Grey	0.8		
Bright Contrast 3D*	1.4		
Ultra HD	1.2		

\*Limited in height

The measures in the drawings are expressed in millimetres.

Example of viewing area of customized screen

**FRONT PROJECTION** (WxH) 12 mt. x 2,25 mt.

**REAR PROJECTION** (W'xH') 11,82 mt. x 2,07 mt.

Warranty: 24 months

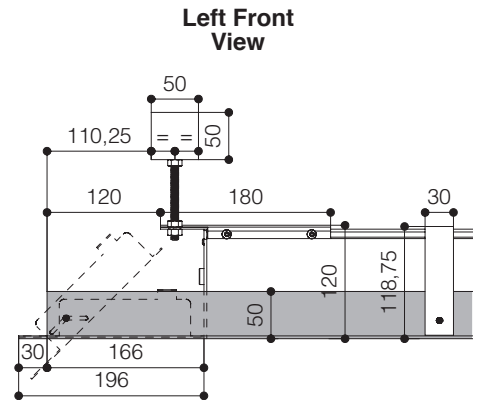
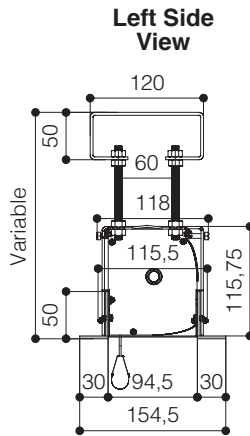

[www.screenint.com](http://www.screenint.com)



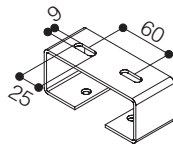
The **FALSE CEILING TRIM KIT** for **COMPACT** and **MAJOR** is a particular accessory that enables to hide the cabinet inside a false ceiling. This kit is made from aluminium entirely powder coated in white colour (RAL 9010). It is an essential accessory in the range of products for video-projection because it is accessible also when it is installed inside the false ceiling. Therefore, if you need to make ordinary or special maintenance to the screen, it can be easily pulled-out whenever it is necessary. This trim kit can be fixed both in panel-type false ceilings and in fixed-type false ceilings, with a maximum height of 110 cm and minimum height of 12 cm. The trim kit is available for Compact screens from 160 cm. to 300 cm. of width whereas for Major screens from 300 cm. till 450 cm. of width and for all bespoke sizes on both screens.



### FALSE CEILING TRIM KIT FOR COMPACT



**Ceiling mounting bracket**

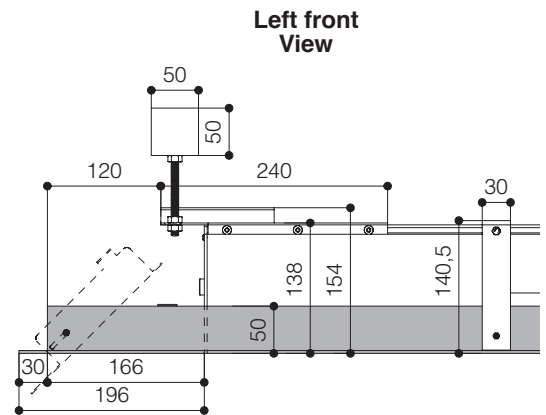
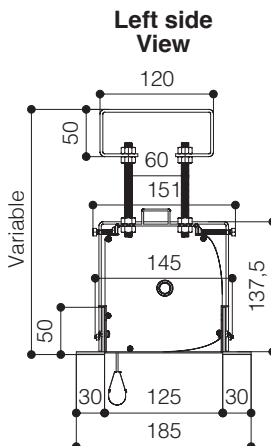



Width of the hole to be made in the false ceiling: **13 cm.**

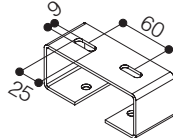
#### LENGTH OF HOLE IN FALSE CEILING

Compact without borders	Width of viewing area + 41 cm
Compact HC or with side borders	Width of viewing area + 51 cm
Compact Tensioned	Width of viewing area + 70 cm

### FALSE CEILING TRIM KIT FOR MAJOR



**Ceiling mounting bracket**



Width of the hole to be made in the false ceiling: **15.5 cm.**

#### LENGTH OF HOLE IN FALSE CEILING

Major without borders	Width of viewing area + 43 cm
Major HC or with side borders	Width of viewing area + 53 cm
Major Tensioned	Width of viewing area + 72 cm

**Warranty: 24 months**





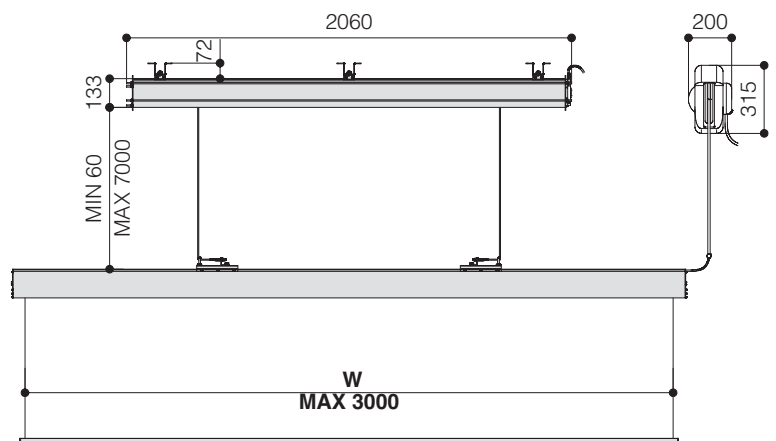
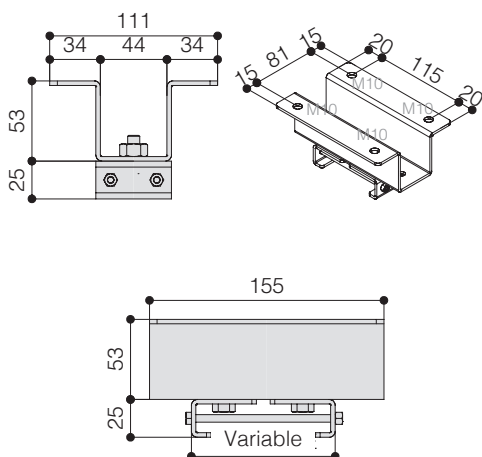
### TECHNICAL SPECIFICATIONS

This **SCREEN WINCH SYSTEM** is a screen lift for motorized screens **up to 300 cm.** of width. The maximum stroke of the Screen Winch System is 7 mt. Screen Winch is supplied with a manual on/off switcher but can be also ordered with a multichannel external RF remote control. It is supplied with three brackets for fixing the winch to the ceiling and a cable coiler, to be positioned to the ceiling behind the screen winch. Its purpose is to supply power to the electrical projection screen. Moreover, a **SAFETY DEVICE** is built-in in order to offer maximum security in case of any failure of the mechanism.

- Motor specifications:
  - Power: **50 Nm**
  - Speed: **11 rpm**
  - Power supply: **230V / 50 Hz**
  - Consumption: **255 W**
  - Certification: **IMQ**
- Safety device and cable coiler included
- Roll down speed of Screen Winch System: 19 sec./metre
- Two strong steel cables diametre: 3 mm. – Breaking test load: 350 kg. for each cable
- Screen Winch housing dimensions: 2060x200x170 mm. (WxDxH)
- Net weight of the Screen Winch System: kg. 30
- Maximum load that can be hung to the winch: kg. 36
- Safety device and cable coiler included
- On the Screen Winch can only be mounted one of the following screens: COMPACT, ELLIPSE, E-LITE up to 300 cm. of width.
- **Screen Winch System plus screen housing in closed position: minimum height 35 cm.**

*Optional: Sloping ceiling brackets (p. 65)*

### CEILING MOUNTING BRACKET



The measures in the drawings are expressed in millimetres.

**Warranty:** 5 years on the motor - 24 months on the other components

# SCREEN WINCH SYSTEM

for screens from 300 cm. up to 450 cm. of width



## TECHNICAL SPECIFICATIONS

This **SCREEN WINCH SYSTEM** is a particular lift that enables to lower until 7 mt. electrical screens from 300 cm. to 450 cm. of width.

The Screen Winch is supplied with a manual on/off switcher but can be also ordered with an external multichannel RF remote control.

It is supplied with six brackets: three for fixing the winch to the ceiling and three for mounting the screen to the central beam.

A cable coiler, to be fixed to the ceiling behind the screen winch, is included; its purpose is to supply power to the electrical projection screen.

A **SAFETY DEVICE** is built-in, in order to offer maximum security in case of any failure of the mechanism.

- Motor specifications:

- Power: **50 Nm**
- Speed: **11 rpm**
- Power supply: **230V / 50 Hz**
- Consumo: **255 W**
- Certification: **IMQ**

- Safety device and cable coiler included

- Roll down speed of Screen Winch System: 19 sec./metre

- Two strong steel cables diametre: 3 mm. – Breaking test load: 350 kg. for each cable

- Screen Winch housing dimensions: 2060x200x170 mm. (WxDxH)

- Beam dimensions: 45x90 mm. (DxH) – Length of the beam is approximately the same of the length of the projection screen housing

- Net weight of the Screen Winch System: kg. 40

- Maximum load that can be hung to the beam: kg. 36

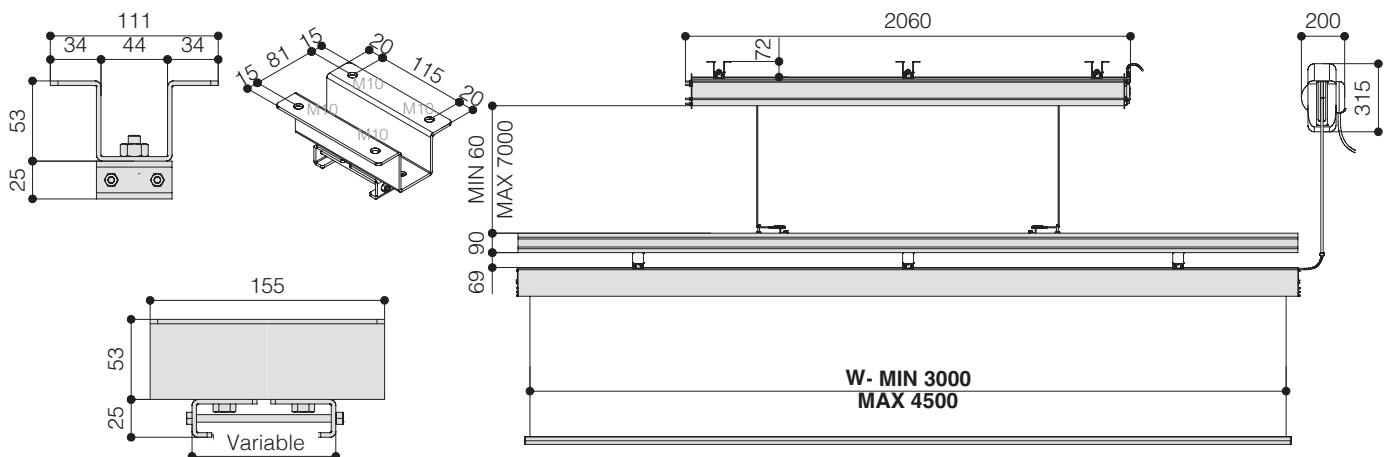
- On the Screen Winch can only be mounted MAJOR screens from 300 cm. up to 450 cm. of width.

- **Screen Winch System plus screen housing in closed position: minimum height 52 cm.**

*Optional: Sloping ceiling brackets (p. 65)*

## CEILING MOUNTING BRACKET

The measures in the drawings are expressed in millimetres.



**Warranty:** 5 years on the motor - 24 months on the other components



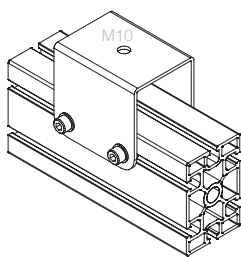


### TECHNICAL SPECIFICATIONS

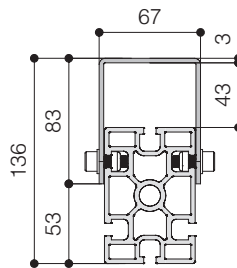
This **SCREEN WINCH SYSTEM** for **MAJOR PRO-C** is a particular lift that enables to lower until 7 mt. electrical screens from 500 cm. to 700 cm. of width. The Screen Winch is supplied with a manual on/off switcher but can be also ordered with a double channel RF remote control with external receivers. A **SAFETY DEVICE** is built-in, in order to offer maximum security in case of any failure of the mechanism.

- Motor specifications:
  - Power: **85 Nm**
  - Speed: **17 rpm**
  - Power Supply: **230V / 50 Hz**
  - Consumption: **450 W**
  - Certification: **IMQ**
- Two strong steel cables diametre: 3 mm. - Breaking test load: 350 kg. for each cable
- Maximum load that can be hung to the winch: kg. 125
- **On the Screen Winch can only be mounted MAJOR PRO-C screens up to 700 cm. of width.**

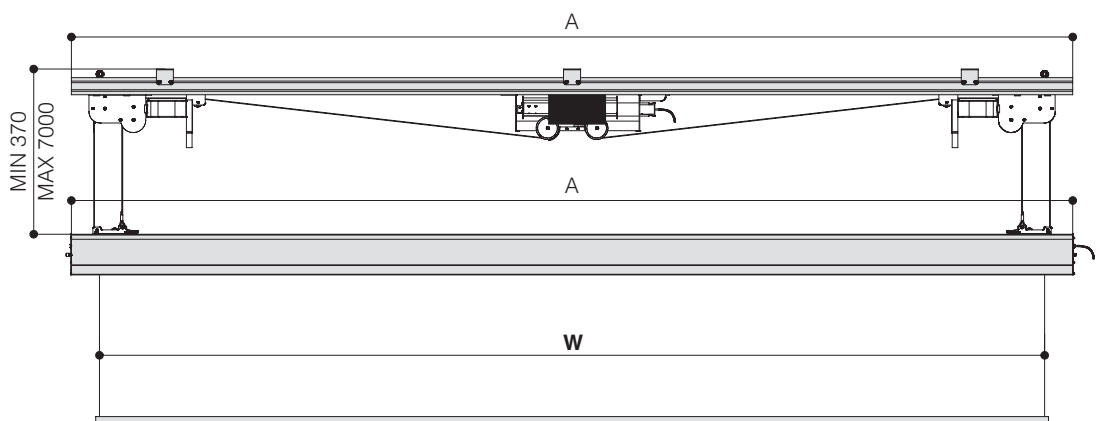
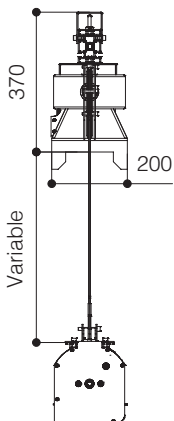
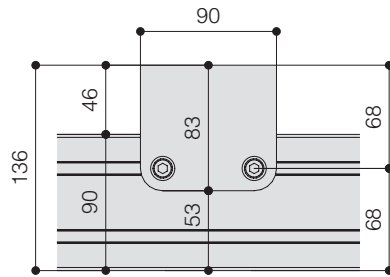
### MOUNTING BRACKETS



### SIDE VIEW



### FRONT VIEW




The measures in the drawings are expressed in millimetres.

**Warranty:** 5 years on the motor - 24 months on the other components

**ENGINEERED LIKE NO OTHER SCREEN IN THE WORLD**

# PROJECTOR LIFT

## SI-30

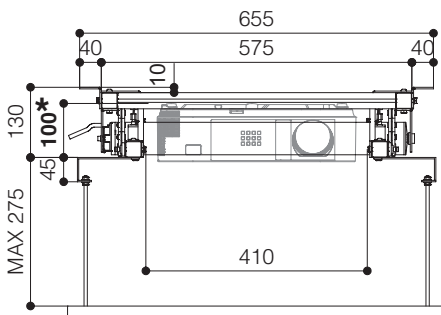


The **PROJECTOR LIFT SI-30** is a versatile very compact projector lift that enables the installation of projectors in environments where particular aesthetical solutions are required.

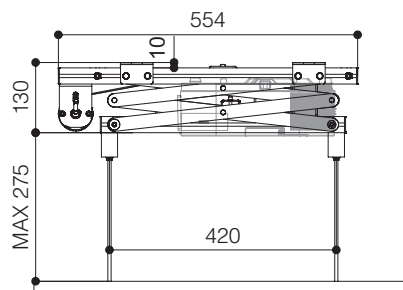
The product has been developed to be installed inside a false ceiling where very few space is available. You need inside the false ceiling **only 13 cm.** of minimum height to install lift and projector. The SI-30 is supplied with an extremely silent motor that allows a maximum extent of 48 cm. The lift is supplied with **safety screws**.

\* Ceiling cover plate is **NOT** included

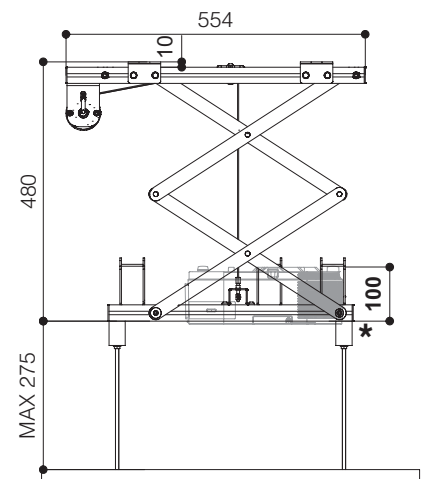
Frontal view closed




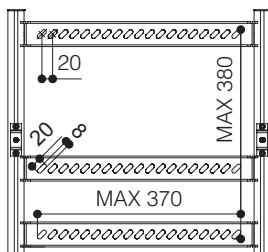
Side view closed



Side view open



Maximum size projector anchoring points



\*With lift in closed position minimum height required in false ceiling:

-> **Projector height + 3 cm.**

(In any case, minimum height required in the false ceiling: 13 cm.)

### Optionals:

- Ceiling tile holder (details p. 64)
- Kit RF remote control with external receiver (details p. 62)
- Interface switch 12 volt (details p. 63)
- Low voltage contact interface (details p. 62)


## TECHNICAL SPECIFICATIONS

POWER SUPPLY	220-230V - 50HZ
MAXIMUM CONSUMPTION	156 W
TORQUE	10 Nm
MOTOR SPEED	17 rpm
DIMENSIONS LIFT CLOSED	575x130x554 (WxHxD in mm)
DIMENSIONS LIFT OPENED	575x480x554 (WxHxD in mm)
MAXIMUM SIZE FIXING POINTS OF PROJECTOR	370x380 (WxD in mm)
MAXIMUM PROJECTOR DIMENSIONS	410x440 (WxD in mm)
MAXIMUM CAPACITY	15 Kg
NET WEIGHT OF THE PROJECTOR LIFT	11 Kg
CABLE MANAGEMENT SYSTEM INCLUDED	

The measures in the drawings are expressed in millimetres.

**Warranty:** 5 years on the motor - 24 months on the other components





The **PROJECTOR LIFT SI-100** is a versatile product that enables the installation of projectors in environments where particular aesthetical solutions are needed.

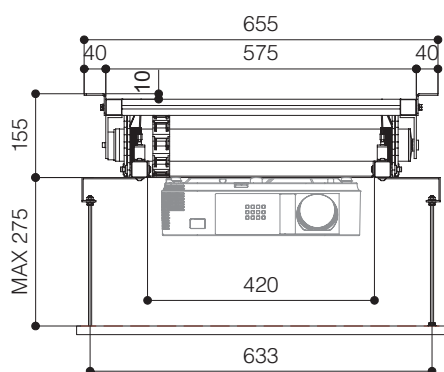
The product has been developed to be installed inside false ceilings in order to hide projector, lift and cables, thus granting the best aesthetic and practical solution.

SI-100 is supplied with an extremely silent motor that allows a descent from a minimum of 16 cm. to a maximum extent of 97 cm.

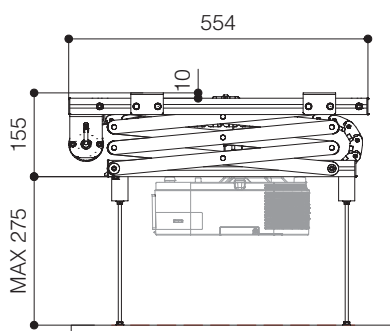
An interesting element of this lift is a cable gathering system with a raceway where to put the cables of the projector, so they will be hidden and tidy gathered together when the projector lift is moving. The lift is supplied with **safety screws**.

*\* Ceiling cover plate is NOT included*

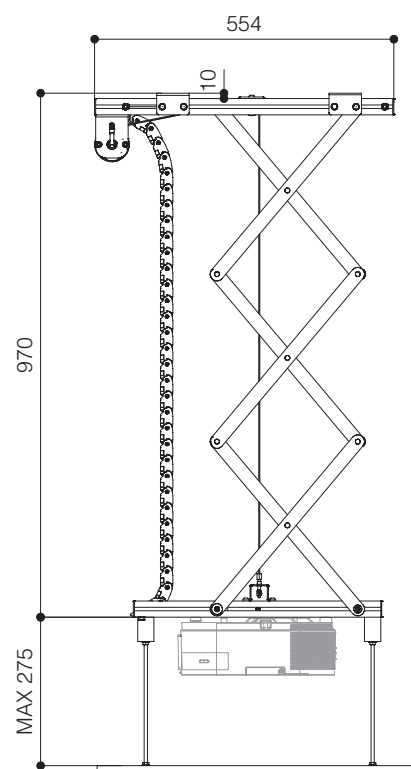
**Frontal view closed**




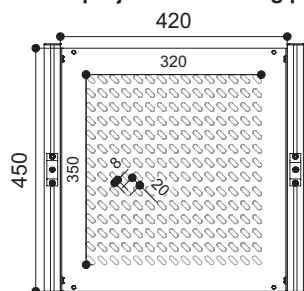
**Side view closed**



**Side view open**



**Maximum size projector anchoring points**



**Optionals:**

- Ceiling tile holder (details p. 64)
- Kit RF remote control with external receiver (details p. 62)
- Interface switch 12 volt (details p. 63)
- Low voltage contact interface (details p. 62)

**TECHNICAL SPECIFICATIONS**


POWER SUPPLY	220-230V - 50HZ
MAXIMUM CONSUMPTION	156 W
TORQUE	10 Nm
MOTOR SPEED	17 rpm
DIMENSIONS LIFT CLOSED	575x155x554 (WxHxD in mm)
DIMENSIONS LIFT OPENED	575x970x554 (WxHxD in mm)
MOUNTING PLATE TOTAL DIMENSIONS	420x450 (WxD in mm)
MOUNTING PLATE UPPER INTERNAL DIMENSIONS	350x450 (WxD in mm)
MAXIMUM SIZE FIXING POINTS OF PROJECTOR	320x350 (WxD in mm)
MAXIMUM PROJECTOR DIMENSIONS	560x550 (WxD in mm)
MAXIMUM CAPACITY	15 Kg
NET WEIGHT OF THE PROJECTOR LIFT	12 Kg
CABLE GATHERING SYSTEM (internal dimensions)	20x18 (WxH in mm)

**Warranty:** 5 years on the motor - 24 months on the other components

The measures in the drawings are expressed in millimetres.

# PROJECTOR LIFT

## SI-200



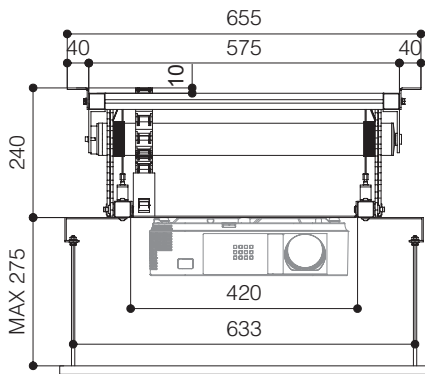
The **PROJECTOR LIFT SI-200** is a longer lift that enables the installation of the projectors in environments where particular aesthetical solutions are needed.

SI-200 is supplied with an extremely silent motor that allows a descent from a minimum of 24 cm. to a maximum extent of 196 cm. Moreover, the SI-200 is supplied with a particular system that allows an easy fixing of a panel of your false ceiling by the threaded bars whose height is adjustable. One more interesting element of this lift has a cable gathering system with a raceway where to put the cables of the projector, so they will be hidden and tidy gathered together when the projector lift is going up.

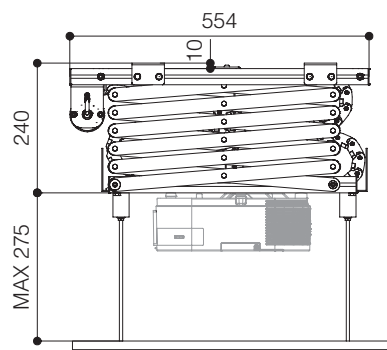
The lift is supplied with **safety screws**.

*\* Ceiling cover plate is NOT included*

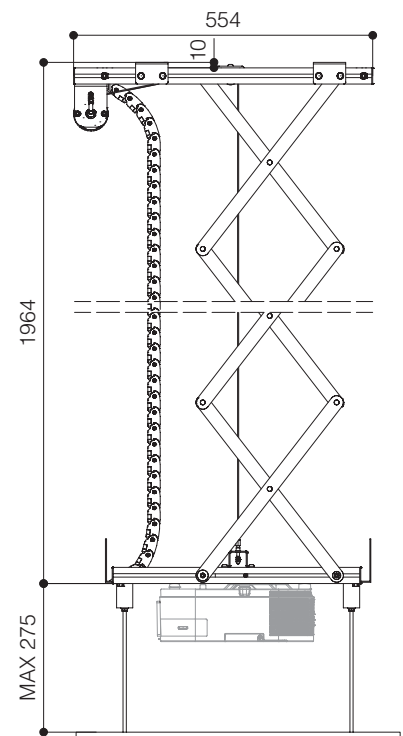
Frontal view closed



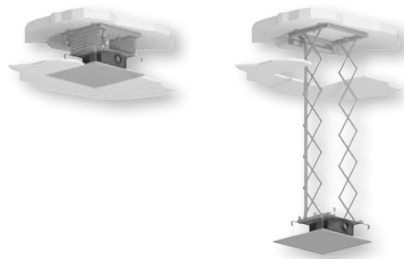
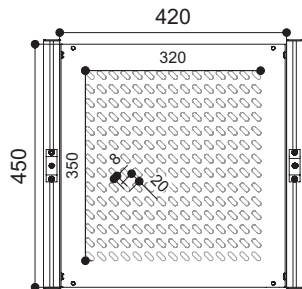
Side view closed



Side view open



Maximum size projector anchoring points



### Optionals:


- Ceiling tile holder (details p. 64)
- Kit RF remote control with external receiver (details p. 62)
- Interface switch 12 volt (details p. 63)
- Low voltage contact interface (details p. 62)

### TECHNICAL SPECIFICATIONS

POWER SUPPLY	220-230V - 50HZ
MAXIMUM CONSUMPTION	156 W
TORQUE	10 Nm
MOTOR SPEED	17 rpm
MINIMUM DIMENSIONS LIFT CLOSED	575x240x554 (WxHxD in mm)
DIMENSIONS LIFT OPENED	575x1964x554 (WxHxD in mm)
MOUNTING PLATE TOTAL DIMENSIONS	420x450 (WxD in mm)
MOUNING PLATE UPPER INTERNAL DIMENSIONS	350x450 (WxD in mm)
MAXIMUM SIZE FIXING POINTS OF PROJECTOR	320x350 (WxD in mm)
MAXIMUM PROJECTOR DIMENSIONS	560x550 (WxD in mm)
MAXIMUM CAPACITY	15 Kg
NET WEIGHT OF THE PROJECTOR LIFT	15 Kg
CABLE GATHERING SYSTEM (internal dimensions)	20x18 (WxH in mm)

**Warranty:** 5 years on the motor - 24 months on the other components

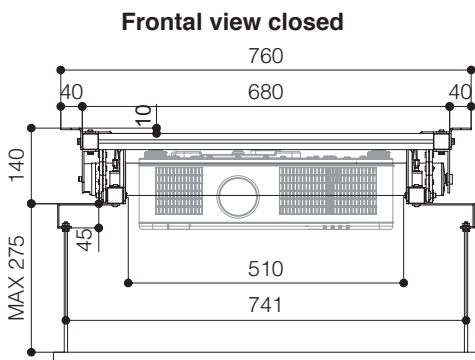




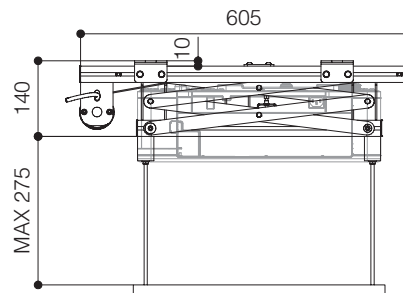
The **PROJECTOR LIFT SI-H L 40 HC** is studied in order to support large and heavy Professional and Home Cinema video projectors up to 30 Kg. of weight. The lift has been developed to be installed inside **very narrow false ceilings of only 14 cm.** granting the best architectural solution in hiding projector, lift and cables.

The SI-H L 40 HC is supplied with a powerful and extremely silent motor that allows a descent from a minimum of 14 cm to a maximum extent of 54 cm. Moreover it is supplied with extendable side brackets in order to allow an easy fixing of the panel of your false ceiling by adjustable threaded bars. The lift SI-H L 40 HC is equipped with **safety screws** which prevent the lift to extent further to the preset end stop.

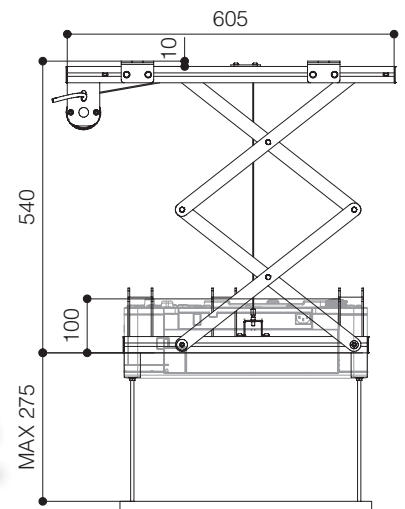
\* Ceiling cover plate is **NOT** included




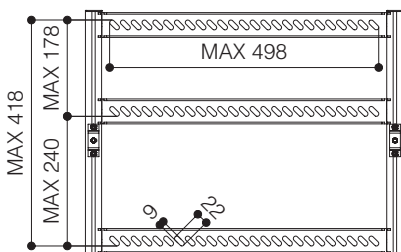
Side view closed



Side view open



Maximum size projector anchoring points



\*With lift in closed position minimum height required in false ceiling:

-> **Projector height + 4 cm.**

(In any case, minimum height required in the false ceiling: 14 cm.)

**Optionals:**

- Kit RF remote control with external receiver (details p. 62)
- Interface switch 12 volt (details p. 63)
- Low voltage contact interface (details p. 62)

### TECHNICAL SPECIFICATIONS

POWER SUPPLY	220-230V - 50HZ
MAXIMUM CONSUMPTION	184 W
TORQUE	20 Nm
MOTOR SPEED	17 rpm
MINIMUM DIMENSIONS LIFT CLOSED	680x140x605 (WxHxD in mm)
DIMENSIONS LIFT OPENED	680x540x605 (WxHxD in mm)
MAXIMUM SIZE FIXING POINTS PROJECTOR	498x418 (WxD in mm)
MAXIMUM SIZE OF PROJECTOR	510x510 (WxD in mm)
MAXIMUM LOAD	30 Kg
NET WEIGHT OF THE PROJECTOR LIFT	12 Kg
CABLE MANAGEMENT SYSTEM INCLUDED	

# PROJECTOR LIFT

## SI-H L 100



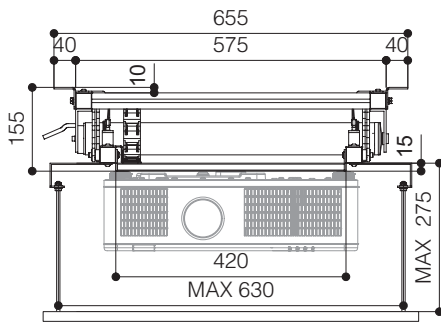
The **PROJECTOR LIFT SI-H L 100** is studied in order to support large and heavy video projectors up to 30 Kg. of weight. The SI-H L 100 is supplied with an extremely silent motor that allows a descent of a minimum of 15,5 cm. to a maximum extent of 97 cm.

Moreover it is supplied with extendable side brackets in order to allow an easy fixing of the panel of your false ceiling by adjustable threaded bars. The panel can be mounted under the projector, even if the projector is larger as the lift itself.

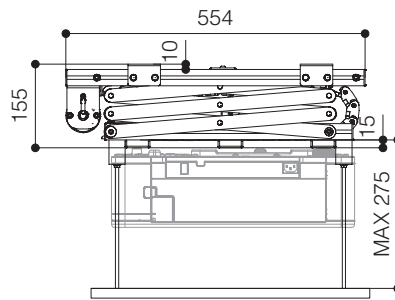
The lift SI-H L 100 is equipped with two **safety screws** that prevent the lift to extend further to the preset end stop.

\* Ceiling cover plate is **NOT** included

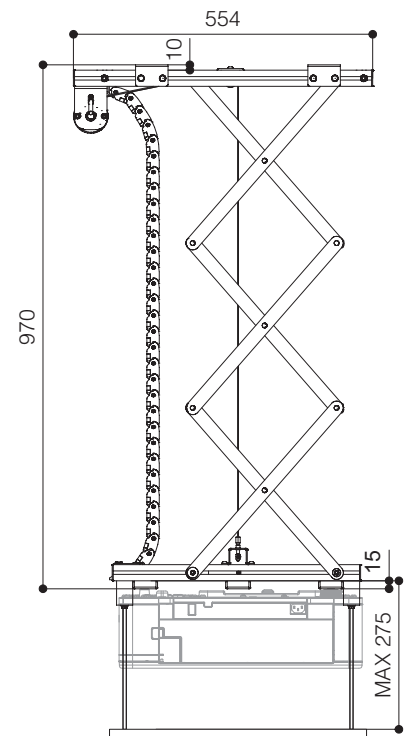
Frontal view closed




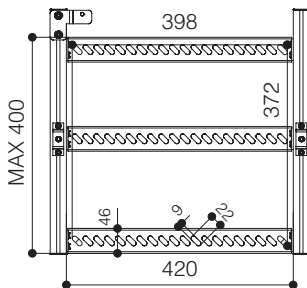
Side view closed



Side view open



Maximum size fixing points projector



### Optionals:

- Ceiling tile holder (details p. 64)
- Kit RF remote control with external receiver (details p. 62)
- Interface switch 12 volt (details p. 63)
- Low voltage contact interface (details p. 62)


## TECHNICAL SPECIFICATIONS

POWER SUPPLY	220-230V - 50HZ
MAXIMUM CONSUMPTION	184 W
TORQUE	20 Nm
MOTOR SPEED	17 rpm
MINIMUM DIMENSIONS LIFT CLOSED	575x155x554 (WxHxD in mm)
DIMENSIONS LIFT OPENED	575x970x554 (WxHxD in mm)
MAXIMUM SIZE FIXING POINTS PROJECTOR	398x372 (WxD in mm)
MAXIMUM OVERALL SIZE OF PROJECTOR	570x600 (WxD in mm)
MAXIMUM LOAD	30 Kg
NET WEIGHT OF THE PROJECTOR LIFT	12 Kg
CABLE GATHERING SYSTEM	20x18 (WxH in mm)

The measures in the drawings are expressed in millimetres.

Warranty: 5 years on the motor - 24 months on the other components





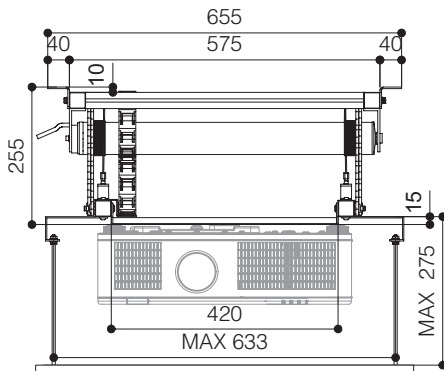
The **PROJECTOR LIFT SI-H L 200** is studied in order to support large and heavy video projectors up to 30 Kg. of weight. The SI-H L 200 is supplied with an extremely silent motor that allows a descent from a minimum of 25,5 cm. to a maximum extent of 197 cm.

Moreover it is supplied with extendable side brackets in order to allow an easy fixing of the panel of your false ceiling by adjustable threaded bars. The panel can be mounted under the projector, even if the projector is larger as the lift itself.

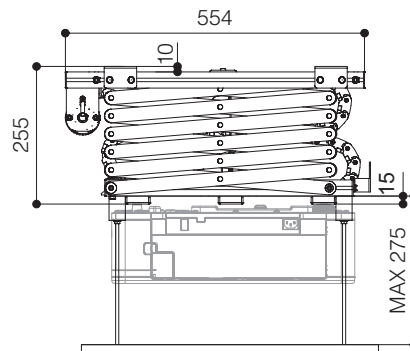
The lift SI-H L 200 is equipped with **safety screws** that prevent the lift to extend further to the preset end stop.

*\* Ceiling cover plate is NOT included*

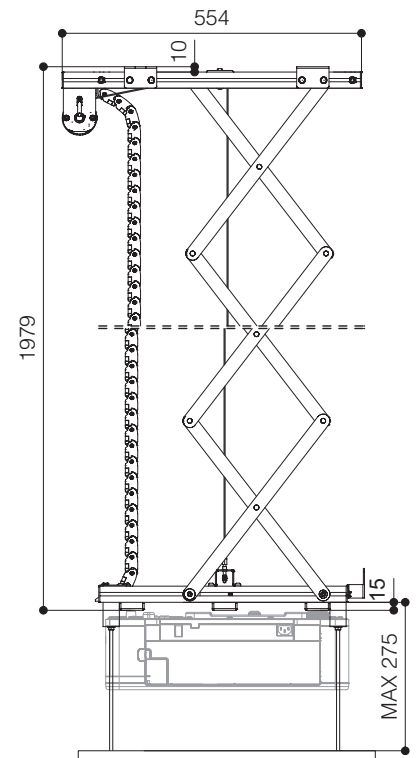
Frontal view closed



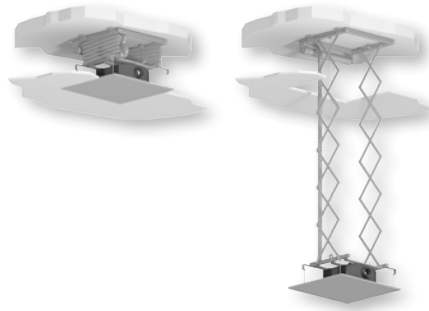
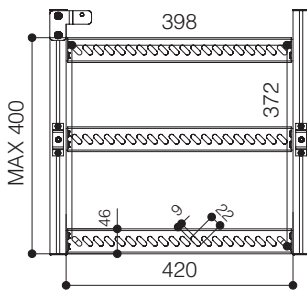
Side view closed



Side view open



Maximum size fixing points projector



**Optionals:**

- Ceiling tile holder (details p. 64)
- Kit RF remote control with external receiver (details p. 62)
- Interface switch 12 volt (details p. 63)
- Low voltage contact interface (details p. 62)

**TECHNICAL SPECIFICATIONS**


POWER SUPPLY	220-230V - 50HZ
MAXIMUM CONSUMPTION	184 W
TORQUE	20 Nm
MOTOR SPEED	17 rpm
MINIMUM DIMENSIONS LIFT CLOSED	575x255x554 (WxHxD in mm)
DIMENSIONS LIFT OPENED	575x1979x554 (WxHxD in mm)
MAXIMUM SIZE FIXING POINTS PROJECTOR	398x372 (WxD in mm)
MAXIMUM OVERALL SIZE OF PROJECTOR	570x600 (WxD in mm)
MAXIMUM LOAD	30 Kg
NET WEIGHT OF THE PROJECTOR LIFT	15 Kg
CABLE GATHERING SYSTEM	20x18 (WxH in mm)

**Warranty:** 5 years on the motor - 24 months on the other components

The measures in the drawings are expressed in millimetres.

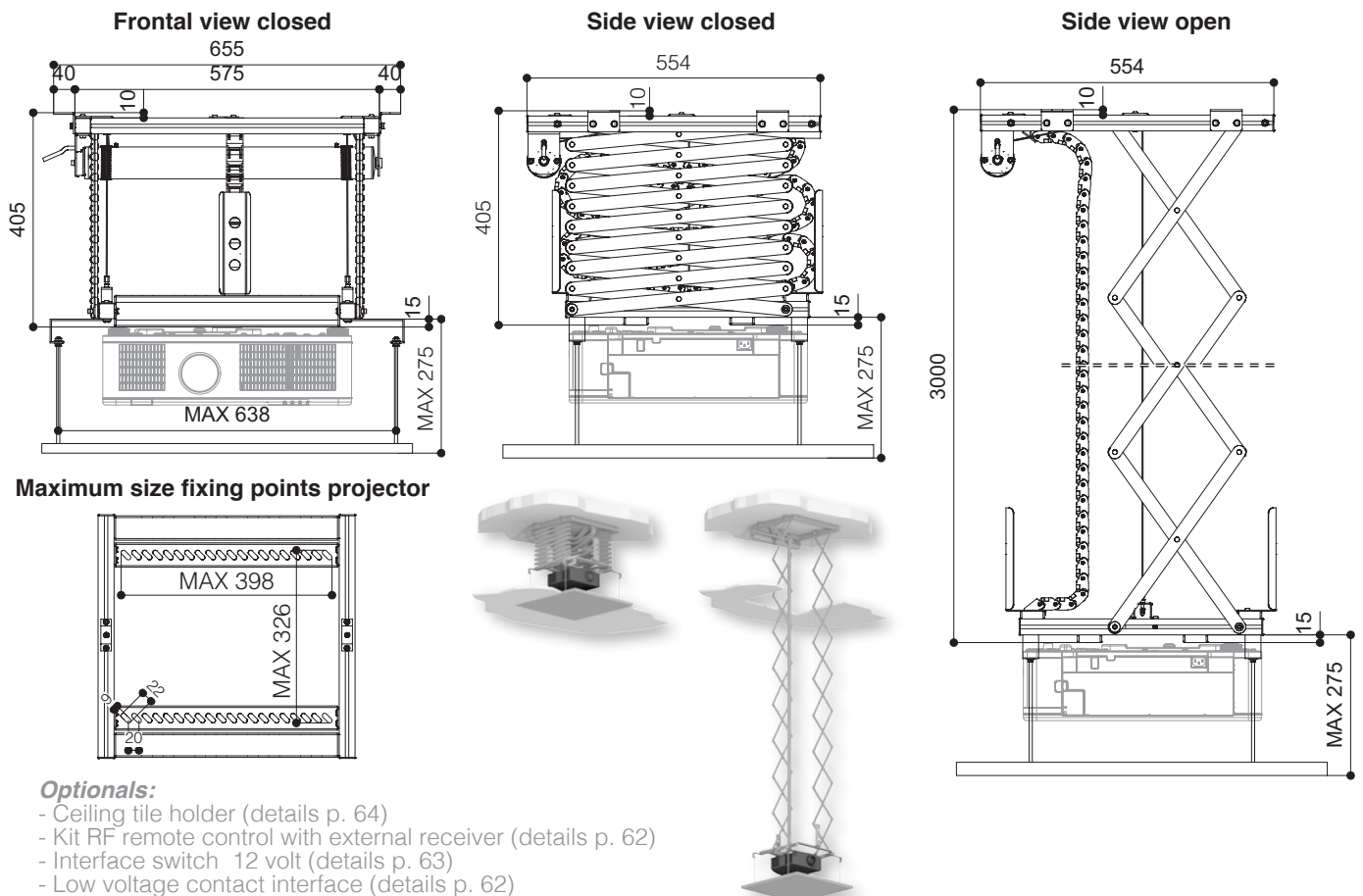
# PROJECTOR LIFT

## SI-H L 300



The **PROJECTOR LIFT SI-H L 300** is studied in order to support large and heavy video projectors up to 30 Kg. of weight and offers a long stroke with a maximum extension of 300 cm. The lift is developed to be installed inside a false ceiling in order to hide the projector, lift and cables, thus granting the best aesthetic and practical solution. The SI-H L 300 is supplied with an extremely silent motor that allows a descent from a minimum of 40,5 cm to a maximum of 300 cm. Moreover, it is supplied with extendable side brackets in order to allow an easy fixing of the panel of your false ceiling by adjustable threaded bars. The panel can be mounted under the projector, even if the projector is larger as the lift itself. The lift SI-H L 300 is equipped with **safety screws**, which prevent the lift to extent further to the preset end stop in case of failure.

\* Ceiling cover plate is **NOT** included



### Optionals:

- Ceiling tile holder (details p. 64)
- Kit RF remote control with external receiver (details p. 62)
- Interface switch 12 volt (details p. 63)
- Low voltage contact interface (details p. 62)

### TECHNICAL SPECIFICATIONS

POWER SUPPLY	220-230V - 50HZ
MAXIMUM CONSUMPTION	184 W
TORQUE	20 Nm
MOTOR SPEED	17 rpm
MINIMUM DIMENSIONS LIFT CLOSED	575x405x554 (WxHxD in mm)
DIMENSIONS LIFT OPENED	575x3000x554 (WxHxD in mm)
MAXIMUM SIZE FIXING POINTS PROJECTOR	398x326 (WxD in mm)
MAXIMUM OVERALL SIZE OF PROJECTOR	570x600 (WxD in mm)
MAXIMUM LOAD	30 Kg
NET WEIGHT OF THE PROJECTOR LIFT	17 Kg
CABLE GATHERING SYSTEM	20x18 (WxH in mm)

Warranty: 5 years on the motor - 24 months on the other components





The heavy **PROJECTOR LIFT SERIES SI-H XL 300** is a very strong and reliable range of lifts specifically developed for large venue applications where large projectors need to be moved.

These lifts are equipped with heavy-duty but silent motor which assures a fast and stable up and down movement of the projector.

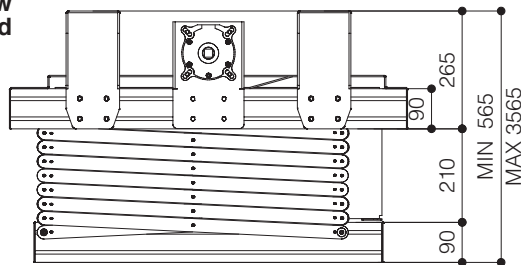
Also a **SAFETY DEVICE** is built-in in order to offer maximum security in case of any failure of the mechanism.

The projector anchoring frame movement is controlled by two strong steel cables that are certified for a maximum load of 350 kg. each.

A unique and professional cable management system is supplied integrated in the product. This allows to connect safely and tidily the projector with the power and signal cables.

*Optional: RF remote control (details p. 62)*

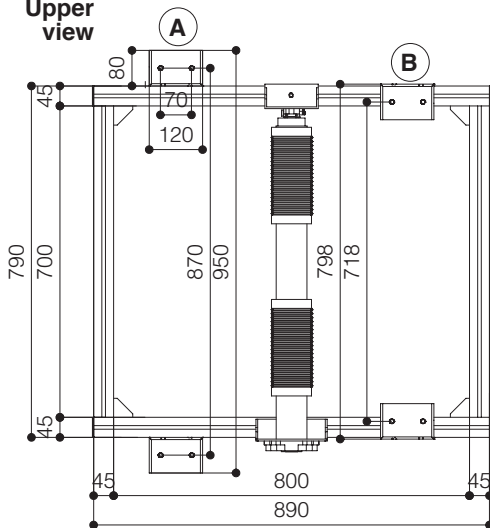
Side view closed



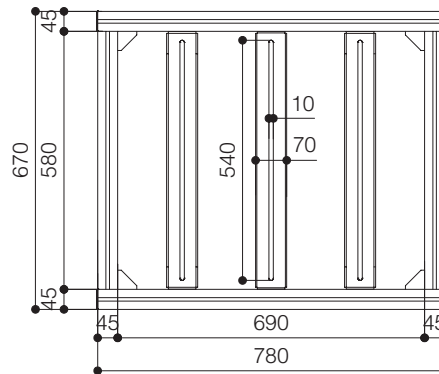
### POSSIBILITIES TO FIX THE MOUNTING BRACKETS

- A** You can see the brackets mounted turned OUTSIDE.
- B** You can see the brackets mounted turned INSIDE.

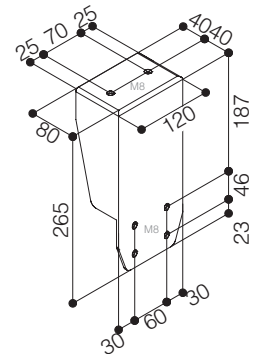
Upper view



Projector anchoring points



Mounting bracket



### TECHNICAL SPECIFICATIONS

POWER SUPPLY	220-230V - 50HZ
MAXIMUM CONSUMPTION	265 W
TORQUE	60 Nm
MOTOR SPEED	11 rpm
DIMENSIONS CLOSED	790x565x890 (WxHxD in mm)
DIMENSIONS OPENED	790x3565x890 (WxHxD in mm)
ROLL UP SPEED	19 sec/m
ROLL DOWN SPEED	24 sec/m
MAXIMUM LOAD OF THE PROJECTOR	70 Kg
NET WEIGHT	70 Kg
CABLE GATHERING SYSTEM (internal dimensions)	50x18 (WxH in mm)

**Warranty:** 5 years on the motor - 24 months on the other components

**ENGINEERED LIKE NO OTHER SCREEN IN THE WORLD**

# PROJECTOR LIFT

## SI-H XL 500



The **PROJECTOR LIFT SI-H XL 500** lift is equipped with heavy-duty but silent motor which assures a fast and stable up and down movement of the projector. Furthermore, the motor is provided with an RF remote control and offers the possibility to set three motor limit stops: an upper stop limit, an intermediate one and a bottom one.

The intermediate stop can be set at the desired height for **projection mode**, whereas the bottom one can be adjusted up to 500 cm. stroke to be used as **service mode** position.

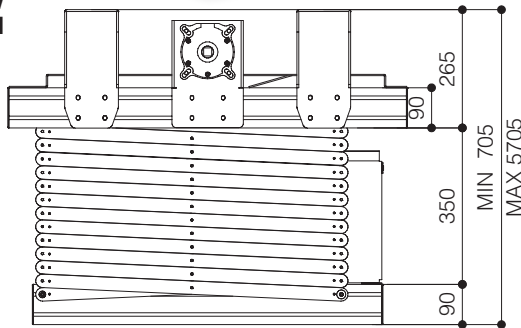
Also a **SAFETY DEVICE** is built-in in order to prevent accidents in case of any failure of the mechanism.

The projector anchoring frame movement is controlled by two strong steel cables that are certified for a maximum load of 350 kg. each.

A professional cable management system is supplied integrated in the lift.

*Optional: Smartbox RF (details p. 62)*

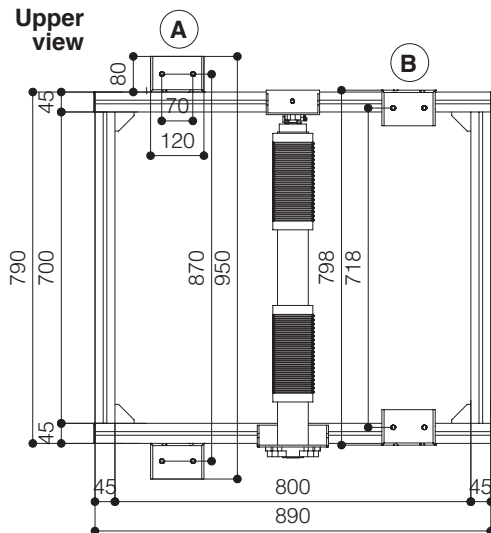
Side view closed



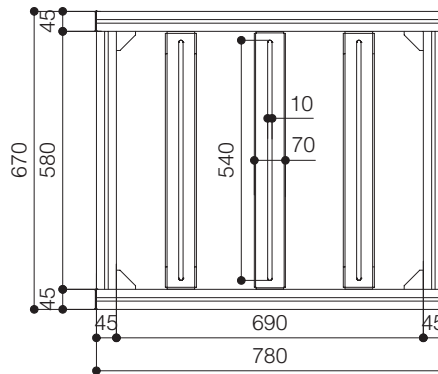
### POSSIBILITIES TO FIX THE MOUNTING BRACKETS

- A** You can see the brackets mounted turned OUTSIDE.
- B** You can see the brackets mounted turned INSIDE.

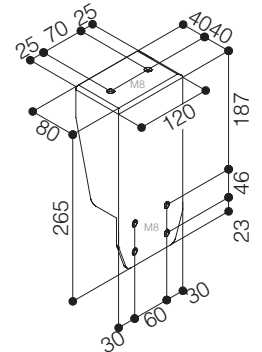
Upper view



Projector anchoring points



Mounting bracket



### TECHNICAL SPECIFICATIONS

POWER SUPPLY	220-230V - 50HZ
MAXIMUM CONSUMPTION	265 W
TORQUE	60 Nm
MOTOR SPEED	11 rpm
DIMENSIONS CLOSED	790x705x890 (WxHxD in mm)
DIMENSIONS OPENED	790x5705x890 (WxHxD in mm)
ROLL UP SPEED	19 sec/m
ROLL DOWN SPEED	24 sec/m
MAXIMUM LOAD OF THE PROJECTOR	70 Kg
NET WEIGHT	77 Kg
CABLE GATHERING SYSTEM (internal dimensions)	50x18 (WxH in mm)

**Warranty:** 5 years on the motor - 24 months on the other components



## SMARTBOX RF FOR PROJECTOR LIFT SI-H XL 500



This **SMARTBOX RF** is a contact closure interface with built-in RF transmitter for the projector lift SI-H XL 500.

This product allows to select the several positions of the projector lift either with the supplied remote control or by contact closures managed from a domotic room control system.

Dimension  
260x200x100 mm (WxDxH)

## LOW VOLTAGE CONTACT INTERFACE



The low voltage contact interface can be used to control an electric screen or projector lift by low voltage contact closures and/or via permanent switcher.

- Power supply 230V a.c. ± 10% 50Hz
- Maximum output current 10Acosφ1,4Acosφ 0.4
- Output voltage on contacts 5/6/7 230V a.c. 50Hz
- Box total dimensions 110x88x50 mm. (WxDxH)
- Terminals' size 2.5 mm<sup>2</sup>
- Pulse time minimum 500mSec .
- Satisfies all the technical regulations applicable to the product within the scope of Council Directives 73/23/EEC:

Dimension  
88x50x110 mm (WxDxH)

EN 55014-1(2000)+ EN55014-1/A1 (2001)+EN55014-1/A2 (2002)  
EN61000-3-2 (2000)  
EN61000-3-3 (1995)+ EN61000-3-3/A1 (2001)  
EN55014-2(1997)+ EN55014-2/A1 (2001)  
EN60335-1 EN60335-2

## KIT RF REMOTE CONTROL WITH EXTERNAL RECEIVER (868 MHz)



The **KIT RADIO EXTERNAL** is composed by a radio frequency handheld remote control and a receiver that should be connected to the product you would like to radio-control. The receiver can be easily hidden thanks to its small dimensions (52x27x136 cm. WxDxH). This kit can be used with the whole range of electric screens and with all the projector lifts. The remote control receiver offers the possibility to manage the connected equipment also by a pulls switch (not included) or via a room control system.

Receiver dimension  
52x27x136 mm (WxDxH)

## DOUBLE CHANNEL REMOTE CONTROL WITH TWO EXTERNAL RECEIVERS (868 MHz)



The **DOUBLE CHANNEL REMOTE CONTROL** has 2 channels, every one of them can radio control one product. It is supplied with two small receivers (52x27x136 cm. WxDxH) that can be easily hidden and that can be connected to two different appliances. The remote control can control the two appliances both simultaneously and also one at a time. This kit is a useful accessory that can be supplied with the Screen Winch System and its motorized screen or with a projector lift and its electric screen or in any application where you would like to make use of one remote control to switch on/off different appliances. The remote control receiver offers the possibility to manage the connected equipment also by a pulls switch (not included) or via a room control system.

Receiver dimension  
52x27x136 mm (WxDxH)

Warranty: 24 months

## WALL MOUNTED REMOTE CONTROL PAD (868 MHz)



This is an optional **WALL MOUNTED REMOTE CONTROL** pad that can be used in addition to the handheld remote (either external or integrated version).

The article is supplied with a bezel which should be mounted on the wall and whose purpose is to insert the pad inside it.

It is an RF transmitter operated by batteries so that the bezel can be installed everywhere inside the room without cabling.

It can be useful as a second transmitter in case of exhausted batteries or loss of the first remote. Pad and bezel will be standard supplied in white colour.

Dimension  
80x80x14 mm (WxDxH)

## INTERFACE SWITCH 12 VOLT



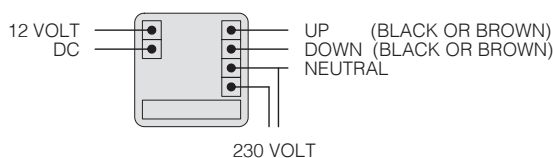
Dimension  
82x82x43 mm (WxDxH)

The **12 VOLT INTERFACE SWITCH** is a switcher based on a relay that drives the opening and the rising up of a motorized screen, depending if there is or not a continuous 12 Volt DC power.

It can be used with video-projectors, amplifiers or Home Theatre decoders that have an output of 12 Volt DC.

If you install a 12 volt interface you cannot use neither a remote control nor a switcher in order to switch on/off the screen.

### Wiring diagram



## MULTIPLE CONTROL INTERFACE SET



Dimension  
49x22x52 mm (WxDxH)

The **MULTIPLE CONTROL INTERFACE SET** is a relay control which can be useful in a variety of applications.

It can be used for single group control of electrical screen and projector lifts. These groups can be arranged as individual groups or sub-groups which are centrally controlled.

A maximum of two screens or lifts can be connected to each multiple control interface.

In order to connect three or more devices, more interfaces have to be mounted in cascade.

By this interface, user will be able to control all the appliances by one master switch or each single appliance by its push button.

## KEY OPERATED SWITCH



Dimension  
73x51x87 mm (WxDxH)

The **KEY OPERATED SWITCH** offers the possibility to control by a key the up and down movement of electric screens and projector lifts.

This optional key operated switch can be installed as an alternative to the standard wall switcher.

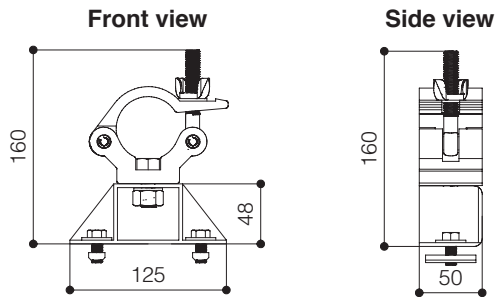
The product is very useful in schools, universities or public places.

Warranty: 24 months

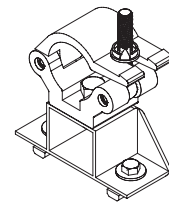
[www.screenint.com](http://www.screenint.com)




The **TRUSS MOUNTING BRACKET** is suitable to fix **Major Pro-C** electric screens or **FlatMax** frame screens onto a truss system. The mounting bracket can be used on all truss systems with tubes diameter 48 till 51 mm.



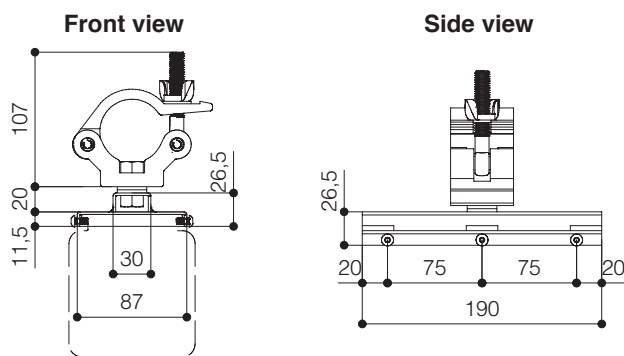
**Major Pro-C**



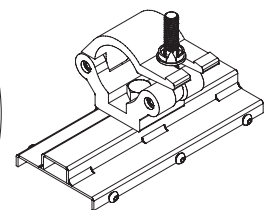

**FlatMax**



The **TRUSS MOUNTING BRACKET** is suitable to fix **Compact** and **Major** electric screens onto a truss system. The mounting bracket can be used on all truss systems with tubes diameter 48 till 51 mm.



**Compact / Major**



The **FLOORSTANDS FOR FLATMAX** are entirely made from aluminium and are suitable to position FlatMax screens on to the floor.

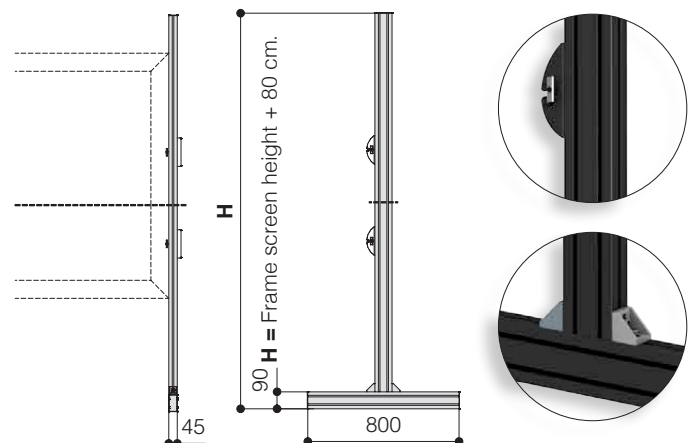
The measures in the drawings are expressed in millimetres.

FLOORSTANDS DETAILS		
Width of the screen (cm)	Quantity of floorstands needed	Floorstands available for the following screen formats
500	2	4:3 - 16:9 - 16:10
600	3	4:3 - 16:9 - 16:10
700	3	16:9 - 16:10
800	3	16:9 - 16:10

\*Maximum total height of floorstand available: 600 cm.

**Front view**

**Side view**

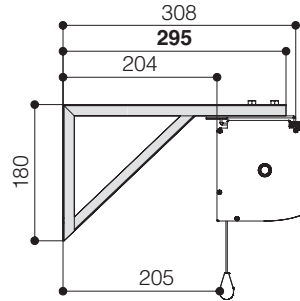


**Warranty:** 24 months

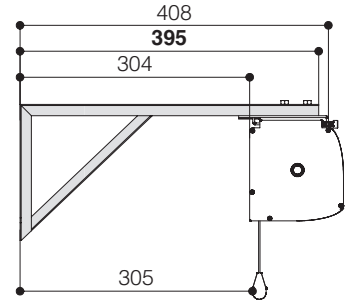
The **WALL EXTENSION BRACKETS** are available for both Compact and Major electrical screens. They are entirely made from aluminium and painted with white epoxy powders (RAL 9010).



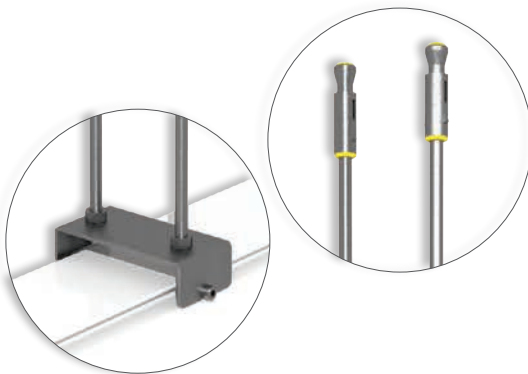
**Short Wall extension bracket**  
L= 295



**Wall extension bracket**  
L=395

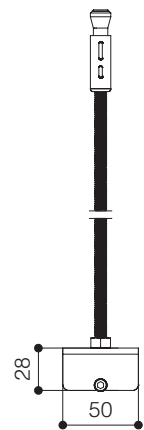
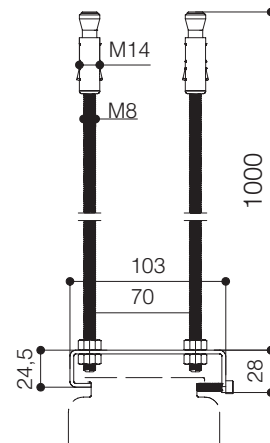


**FALSE CEILING MOUNTING SET** is a set of brackets which is suitable to lower a Compact or Major screen housing up to 100 cm. from the ceiling. It is an ideal accessory to suspend a screen from a high ceiling. The threaded rods can be cut at the desired length.



**Side view**

**Front view**



The **SLOPING CEILING** brackets for the Screen Winch System have been developed in order to mount the screen winch housing onto a wall or a sloping ceiling. The brackets can be tilted at any desired angle to adapt them to the sloping ceiling.

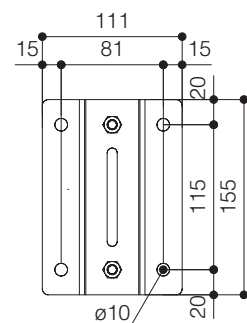
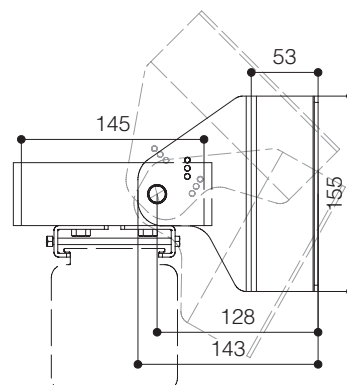
If the brackets are tilted at 90°, they can be used for wall mounting.

These brackets can also be used in combination with Compact and Major screens to mount them onto a sloping ceiling.



**Side view**

**Front view**



The measures in the drawings are expressed in millimetres.

**Warranty:** 24 months

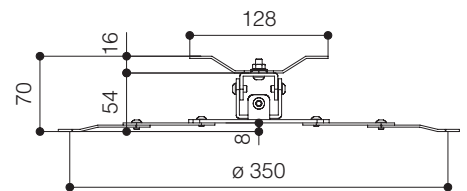
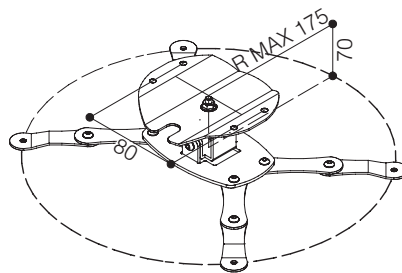

[www.screenint.com](http://www.screenint.com)



### PROJECTOR ARM B-7

**PROJECTOR ARM B-7** is entirely made of strong metal and the distance between ceiling and projector will be 70 mm.

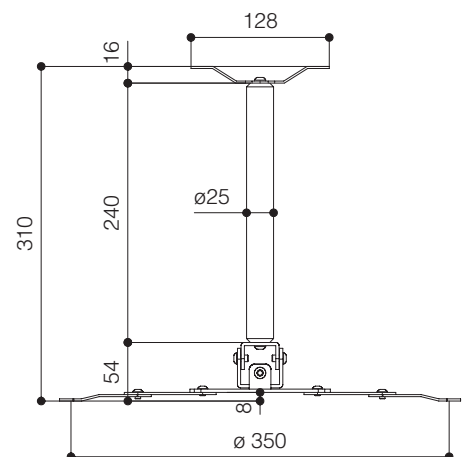
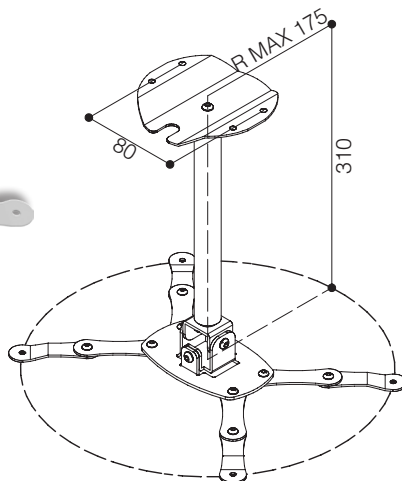
- Bracket made with strong metal and painted with grey epoxy powders (RAL 9006)
- Maximum projector weight: kg. 15
- Net weight: kg. 1
- Universal spider system completely hidden within the projector chassis
- Kit includes several sizes of screws for fixing the projector to the bracket
- Up and down tilt: +/- 30° degrees



### PROJECTOR ARM B-24

**PROJECTOR ARM B-24** is made of strong metal and is supplied with a tube that enables to space out the projector 310 mm. from the ceiling.

- Bracket made with strong metal and painted with grey epoxy powders (RAL 9006)
- Maximum projector weight: kg. 15
- Net weight: 1,2 kg
- Supplied tube that distances the projector from the ceiling of 31 cm.
- Universal spider system completely hidden within the projector chassis
- Kit includes several sizes of screws for fixing the projector to the bracket
- Up and down tilt: +/- 30° degrees



The measures in the drawings are expressed in millimetres.

**Warranty:** 24 months

# ACCESSORIES

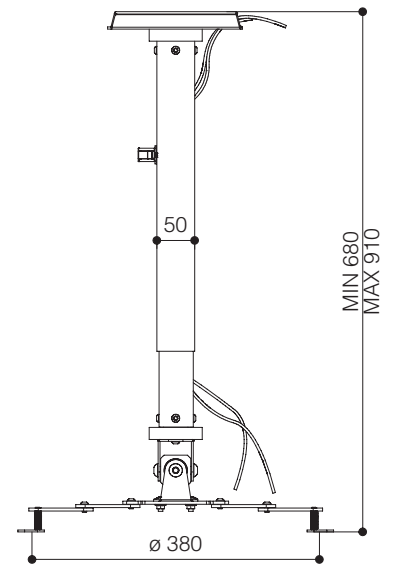
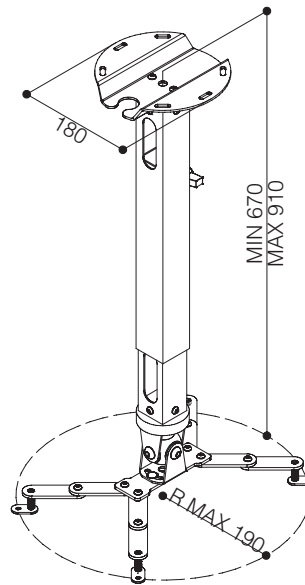
## T-MEDIUM and T-LONG BRACKETS

In order to satisfy every customer's requirement, we are able to supply other two kinds of universal projector brackets that are suitable to be installed also on very high ceilings: **T-MEDIUM** and **T-LONG BRACKETS**.

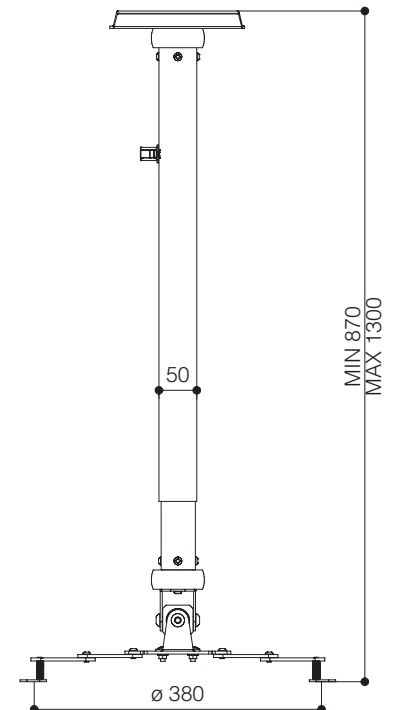
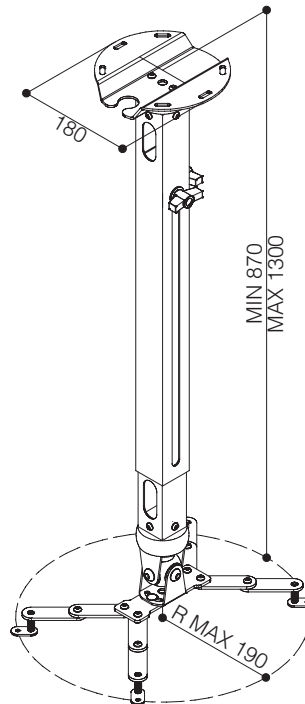
Thanks to their smart design and simplicity, they are adaptable either to residential environment or to professional installations such as meeting rooms and conference halls.

- Aluminium bracket painted with grey epoxy powders (RAL 9006)
- Spider system will be completely hidden within the projector chassis
- Spider system adjustable for virtually every model of projector
- Inner column has a mechanical safety stop to prevent it from disengaging from outer column
- Maximum projector weight: kg. 30
- Net weight: Kg. 3
- Possibility to tilt the projector upwards or downwards.

### T-MEDIUM



### T-LONG



The measures in the drawings are expressed in millimetres.

Warranty: 24 months

[www.screenint.com](http://www.screenint.com)





The **CEILING TILE HOLDER** is an useful accessory suitable both for projector lifts SI-30, SI-100, SI-200, SI-H L 100, SI-H L 200 and SI-H L 300.

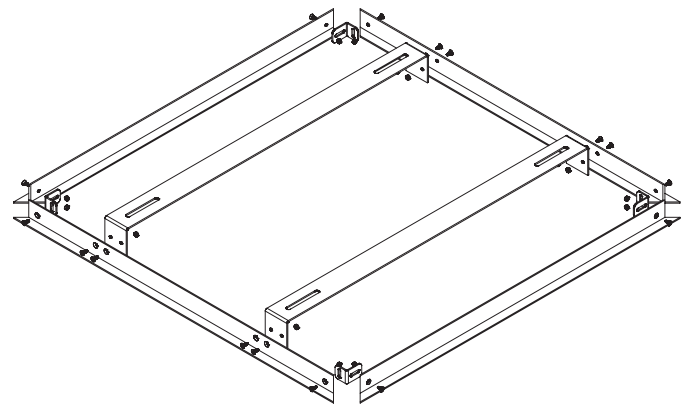
This accessory helps installers to reach a perfect aesthetic result when the projector lift is hidden inside the false ceiling.

The packaging includes the aluminium frame and the brackets for fixing the threaded rods, which are included with the projector lift.

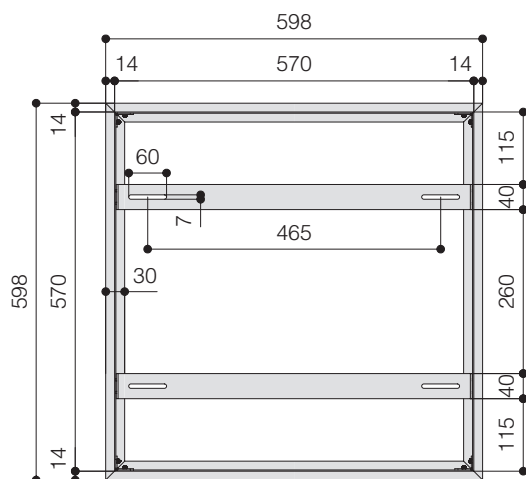
After the tile holder is mounted, the installer has to fit in a tile of 560x560 mm. (not supplied).

- Width of the aluminium frame seen from the bottom side: 30 mm.
- Packaging includes: aluminium frame divided in 4 pieces, 2 brackets for fixing the threaded rods, bolts and nuts
- Packaging does NOT include: tile for the false ceiling and threaded rods
- **Aluminium frame is supplied RAW**, without any painting. The installer can spray it with a colour at his choice.

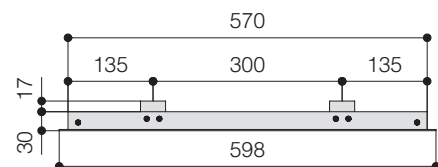
**CEILING TILE HOLDER**



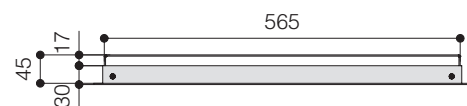
**Top view**



**Side view**




**Front view**



The measures in the drawings are expressed in millimetres.

**Warranty:** 24 months



Glance at the border with eyelets

ScreenInt. is able to manufacture large projection **CLOTHS** with borders including **EYELETS** all around.

These large projection cloths can be produced in any dimension with unlimited width but with a maximum viewing height of 12 mt.

Each border is 5 cm. wide, with in the centre of it, a metal eyelet every 20 cm. all around. Each metal eyelet ring has an internal diameter of 9 mm.

#### TECHNICAL SPECIFICATIONS

- Big cloths are available up to 20x12 mt. (WxH)
- Perimeter borders can be chosen between black and white colours
- Borders are 5 cm. wide as standard
- Internal diameter of the eyelets: 9 mm.
- Perimeter eyelets will be every 20 cm. from each other
- Flame - retardant projection surfaces - classification M1, M2 and B1

PROJECTION CLOTHS					
Projection cloths	Gain	Viewing angle	Roller height (cm)	Weight (gr/sqm)	Thickness (mm)
White	1.2	150°	240	601	0,40
Matte White	1.2	150°	210	601	0,40
White Pearl	1.2	150°	210	232	0,22
Lumi Grey	0.8	150°	240	601	0,40
Microperforated	1.1	150°	240	601	0,40
Lumi Grey Microperforated	0.8	150°	240	601	0,40
Cinesound*	0.7	120°	250	453	0,59
Microholes	1.0	150°	240	587	0,31
Foldaway*	1.5	120°	235	300	0,25
Bright Contrast 3D*	1.4	100°	220	600	0,42
Fibre Matte*	1.25	150°	300	530	0,36
Ultra HD	1.2	150°	210	601	0,42
Front Rear	0.9	120°	240	425	0,315
Rear Plus	1.1	120°	240	440	0,30
Rear Lux R114	2.5	70°	300	367	0,25

\*Limited in height

Warranty: 24 months



**01** **WHITE** 

**WHITE** cloth is made of a PVC material with white front and rear side, whose characteristics assure a bright image with a good contrast. Thanks to its flexibility, it is suitable to make screens with black edges and to mask the upper and lower part of the screen surface.

GAIN	<b>1.2</b>
VIEWING ANGLE	<b>150°</b>
ROLLER HEIGHT (cm)	<b>240</b>
THICKNESS (mm)	<b>0,40</b>
WEIGHT (gr/mq)	<b>601</b>
FIRE PROOF CERTIFICATION	<b>B1-M2</b>

**02** **MATTE WHITE** 

**MATTE WHITE** is a PVC cloth for front projection with good gain and viewing angle. Thanks to its black rear side, it is a solution for rooms where artificial light interference behind the screen. It has good resistance to mechanical wear and tear and has a tested quality (no waves in big dimensions' screen).

GAIN	<b>1.2</b>
VIEWING ANGLE	<b>150°</b>
ROLLER HEIGHT (cm)	<b>210</b>
THICKNESS (mm)	<b>0,40</b>
WEIGHT (gr/mq)	<b>601</b>
FIRE PROOF CERTIFICATION	<b>B1-M1</b>

**03** **ULTRA HD** 

**ULTRA HD** is the latest PVC based projection surface whose features are specifically developed for Ultra High Definition 4K images. This smooth white front projection cloth has a black rear side, which makes it completely blackout. The specific characteristics of this fabric makes it ideal for 4K Home Cinema projections and also for 4K High Resolution images in professional, medical and technological applications.

GAIN	<b>1.2</b>
VIEWING ANGLE	<b>150°</b>
ROLLER HEIGHT (cm)	<b>210</b>
THICKNESS (mm)	<b>0,40</b>
WEIGHT (gr/mq)	<b>601</b>
FIRE PROOF CERTIFICATION	<b>M1-NFPA</b>

**04** **LUMI GREY** 

**LUMI-GREY** cloth is a grey PVC material with grey rear side, studied to be used for front projection. High contrast and chromatic performance make Lumi-Grey an excellent medium for superb Home Theatre projections. In order to obtain the best performance from Lumi-Grey cloth, it is advisable to use, at least, a 1200 Ansi Lumen projector within a room with no sunlight interference.

GAIN	<b>0.8</b>
VIEWING ANGLE	<b>150°</b>
ROLLER HEIGHT (cm)	<b>240</b>
THICKNESS (mm)	<b>0,40</b>
WEIGHT (gr/mq)	<b>601</b>
FIRE PROOF CERTIFICATION	<b>M2</b>

**05** **WHITE PEARL** 

**WHITE PEARL** is a double PVC cloth with a white front side and a grey rear side. It has been studied to be used in rooms with a light source behind the screen. The cloth assures bright images with good contrast. It is used to produce frame screens only.

GAIN	<b>1.2</b>
VIEWING ANGLE	<b>150°</b>
ROLLER HEIGHT (cm)	<b>210</b>
THICKNESS (mm)	<b>0,22</b>
WEIGHT (gr/mq)	<b>232</b>
FIRE PROOF CERTIFICATION	<b>M1</b>

**06** **FOLDAWAY** 

**FOLDAWAY** cloth is a white PVC material suitable to be folded without damaging the projection cloth. This permits you to use it many times in rental and event usage. This material has also a high gain of 1.5, which offers a bright image, even for active 3D applications.

GAIN	<b>1.5</b>
VIEWING ANGLE	<b>120°</b>
ROLLER HEIGHT (cm)	<b>235</b>
THICKNESS (mm)	<b>0,25</b>
WEIGHT (gr/mq)	<b>300</b>
FIRE PROOF CERTIFICATION	<b>M2</b>

**07** **CINESOUND** 

**CINESOUND** cloth is a very innovative PVC fabric for front projection, whose chemical and structural features assure a never-seen flatness to the screen, as long as a bright and very well-contrasted image. Moreover, a very important feature is that the cloth can be used as a frontal projection cloth and also as acoustic transparent surface.

GAIN	<b>0.7</b>
VIEWING ANGLE	<b>120°</b>
ROLLER HEIGHT (cm)	<b>250</b>
THICKNESS (mm)	<b>0,59</b>
WEIGHT (gr/mq)	<b>453</b>
FIRE PROOF CERTIFICATION	<b>CLASS 1</b>

**08** **MICROPERFORATED** 

**MICROPERFORATED** cloth is made of perforated PVC material for front projection. It has been studied in order to be used on small screens, in rooms where loudspeakers should be positioned behind the projection surface. Chemical characteristics guarantee brightness and high contrast. Diametre of the holes is 0.5 mm. On one square metre of Microperforated there are about 294.000 holes.

GAIN	<b>1.1</b>
VIEWING ANGLE	<b>150°</b>
ROLLER HEIGHT (cm)	<b>240</b>
THICKNESS (mm)	<b>0,40</b>
WEIGHT (gr/mq)	<b>601</b>
FIRE PROOF CERTIFICATION	<b>M2</b>

# PROJECTION SURFACES

09

## LUMI GREY MICROPERFORATED

GAIN	0.8
VIEWING ANGLE	150°
ROLLER HEIGHT (cm)	240
THICKNESS (mm)	0,40
WEIGHT (gr/mq)	601
FIRE PROOF CERTIFICATION	M2



**LUMI GREY MICROPERFORATED** is a grey PVC material with a grey rear side and micro-perforation on its surface. This cloth has been developed for front projection that requires high contrast and good chromatic performances, especially in Home Theatre applications. Diametre of the holes is 0.5 mm. On one square metre of Microperforated there are about 294.000 holes.

10

## MICROHOLES

GAIN	1.0
VIEWING ANGLE	150°
ROLLER HEIGHT (cm)	240
THICKNESS (mm)	0,31
WEIGHT (gr/mq)	587
FIRE PROOF CERTIFICATION	M2



**MICROHOLES** cloth is made of perforated PVC material for front projection. This cloth is suitable where loudspeakers should be positioned behind the surface projection. Chemical characteristics guarantee brightness and high contrast. Diametre of the holes is 1.2 mm. On one square metre of Microholes there are about 35.800 holes.

11

## BRIGHT CONTRAST 3D

GAIN	1.4
VIEWING ANGLE	100°
ROLLER HEIGHT (cm)	220
THICKNESS (mm)	0,42
WEIGHT (gr/mq)	600
FIRE PROOF CERTIFICATION	BS3D0



**BRIGHT CONTRAST 3D** surface is a PVC projection fabric with a special reflective coating which is suitable to be used as high gain polarized screen for **passive 3D** projection but also as high contrast and high gain for 2D projection. This is an excellent solution to assure a high contrast image even in environments with artificial lighting.

12

## OYSTER

GAIN	0.8
VIEWING ANGLE	150°
ROLLER HEIGHT (cm)	160
THICKNESS (mm)	0,25
WEIGHT (gr/mq)	490



**OYSTER** is a projection fabric made of a layer of PET. It is a front projection fabric with a high contrast ratio and it gives excellent **AMBIENT LIGHT REJECTION** performances. So even used in an ambient with artificial lighting, thanks to these characteristics, you will get a bright and high contrasted image. That makes it an excellent product for home cinema use, for corporate and leisure applications.

13

## FIBRE MATTE

GAIN	1.25
VIEWING ANGLE	150°
ROLLER HEIGHT (cm)	300
THICKNESS (mm)	0,36
WEIGHT (gr/mq)	530
FIRE PROOF CERTIFICATION	M1



**FIBRE MATTE** is a fiberglass based projection surface with a matte coating resulting a screen fabric with 1.25 gain. Due to the several layers of the surface structure, Fibre Matte is a black-out cloth which stops eventual sun or artificial back light. Thanks to its chemical structure, it will assure a perfect flatness of the screen in several ambient conditions. Moreover, due to its special matte coating it guarantees a crystal clear projected image, even in case of 4K images.

14

## FRONT REAR

GAIN	0.9
VIEWING ANGLE	120°
ROLLER HEIGHT (cm)	240
THICKNESS (mm)	0,315
WEIGHT (gr/mq)	425
FIRE PROOF CERTIFICATION	M1




**FRONTREAR** cloth is a white PVC material with also a white rear side, which can be used for both front or rear projection. This offers the possibility to use this projection cloth in a large range of applications, from events and rental up to fixed installations where you need to alternate rear projection with also front projection. It has a wide viewing angle, that permits to cover a wide audience.

15

## REAR PLUS

GAIN	1.1
VIEWING ANGLE	120°
ROLLER HEIGHT (cm)	240
THICKNESS (mm)	0,30
WEIGHT (gr/mq)	440
FIRE PROOF CERTIFICATION	M1




**REAR PLUS** cloth is a translucent PVC fabric for rear projection with good gain and viewing angle. This cloth assures images with good contrast and brightness.

16

## REAR LUX R114

GAIN	2.5
VIEWING ANGLE	70°
ROLLER HEIGHT (cm)	300
THICKNESS (mm)	0,25
WEIGHT (gr/mq)	367
FIRE PROOF CERTIFICATION	NFPA 701



**REAR LUX R114** is a PVC translucent cloth for rear projection. This cloth assures excellent performances in terms of high gain, true colours combined with a fair viewing angle. Rear Lux gives the possibility to limit the so called "hot spot effect" due to high gain.



A series of horizontal light gray lines spanning the width of the page, providing a template for handwritten notes.



**ENGINEERED**  
LIKE NO OTHER  
**SCREEN** IN THE  
WORLD





**EUROSCREEN Srl**  
Via Stiria, 45/16 - 33100 Udine - Italy  
Tel. +39 0432 522755  
info@screenint.com  
www.screenint.com

