




ProScene projector range

Spring 2017



PRO|SCENE



PRO|SCENE

Harrods, Knightsbridge department store

Optoma projectors used to create stunning projection mapped Faberge egg for Harrods' shop window

Projection Artworks and JUSTSO created the stunning 360-degree projection mapped Easter Faberge egg for the famous Knightsbridge department store using 16 Optoma projectors.

"We needed projectors that made the challenging blending as easy as possible and Optoma's DLP technology was the best for the job." Emily Gibson, Projection Artworks

For all ProScene case studies please visit www.optoma.com

PRO | SCENE

For demanding professional applications

Spanning two decades Optoma has been one of the few manufacturers to specialise in projection. Systematically, Optoma has contributed a product into every new development of projection and has pioneered new award-winning products, targeting a spectrum of applications and environments.

Today, Optoma's ProScene range represents the evolution of projection expertise, designed exclusively for demanding professional applications. The ProScene range provides superb image quality, flexible and reliable projection to facilitate complicated installs, and offers a high level of service for customers. Optoma's dedicated ProScene experts are available from the initial design and planning of a project to the installation and beyond.

- | | | |
|----------------------|---------------------|-------------------|
| ✓ Higher education | ✓ Houses of worship | ✓ Auditoriums |
| ✓ Broadcast studios | ✓ Exhibitions | ✓ Digital Signage |
| ✓ Live events | ✓ Meeting rooms | ✓ Theatre |
| ✓ Lecture theatres | ✓ Museums | ✓ Boardrooms |
| ✓ Large classrooms | ✓ Conference rooms | ✓ Stage shows |
| ✓ Projection Mapping | ✓ Post production | ✓ Simulation |



DuraCore



Why Optoma DuraCore laser technology?

Not all laser projectors are the same - Optoma's DuraCore laser technology offers industry-leading unique advantages which result in more reliable, flexible and longer lifetime overall.

DuraCore - Industry leading lifetime

DuraCore projectors are the ultimate in brightness consistency and reliability. To qualify for an exemplary DuraCore badge, an Optoma projector must have a minimum of 20,000 hours laser lifetime light source and be independently dust resistant certified. The combination of these two key criteria promises industry leading lifetime and durability.

DuraCore projectors



ZU850

- Ultimate colour performance - 20,000 hours full brightness**
- Airtight dust resistance IP6X certified
- 8200 lumens interchangeable dual colour WUXGA laser projector



ZU650+

- New improved colour - 20,000 hours full brightness mode**
- Dust resistant IP5X certified
- 6000 lumens interchangeable WUXGA laser projector



ZU510T

- Brighter for longer - 30,000 hours full brightness mode
- Dust resistant IP5X certified
- 5500 lumens compact fixed lens WUXGA laser projector



ZH400USTi

- Superb for signage - 20,000 hours full brightness**
- Dust resistant IP5X certified
- 4000 lumens fixed lens Ultra Short Throw 1080p laser projector



ZH400UST

- Superb for signage - 20,000 hours full brightness**
- Dust resistant IP5X certified
- 4000 lumens fixed lens Ultra Short Throw 1080p laser projector



ZW400USTi

- Superb for signage - 20,000 hours full brightness**
- Dust resistant IP5X certified
- 4000 lumens fixed lens Ultra Short Throw WXGA laser projector









ZW400UST

- Superb for signage - 20,000 hours full brightness**
- Dust resistant IP5X certified
- 4000 lumens fixed lens Ultra Short Throw WXGA laser projector

** Full brightness "normal" (100% power) mode, temperature 25°C

Projectors







ProScene

Model name	WU1500	EH7700	ZU850
			
Resolution	WUXGA (1920 x 1200)	WUXGA (1920 x 1200)	WUXGA (1920 x 1200)
Aspect ratio	16:10 native, 16:9/4:3 compatible	16:10 native, 16:9/4:3 compatible	16:10 native, 16:9/4:3 compatible
Brightness ¹	12,000 centre lumens (11,500 ANSI lumens)	7500 centre lumens (7000 ANSI lumens)	8200 Centre lumens (8000 ANSI lumens)
Contrast	5000:1 Dynamic black enabled (2000:1 full on/off)	5000:1	2000:1, 2,000,000:1 (with Extreme Black)
Light source type	Dual lamp	Dual lamp	DuraCore multi colour laser
Light source expected lifetime (max hrs.) ²	2000	2500	20,000 hours to 50% brightness**
Noise level (typical) ³ dB	36	39	32
Weight (kg)	26 (without lens)*	24 (without lens)	23 (without lens)
Dimensions (W x D x H mm)	520 x 591 x 199	439 x 549 x 235	484 x 509 x 185
Throw ratio	0.84 ~ 7.2:1 (dependent upon lens)	0.78 ~ 7.04:1 (dependent upon lens)	0.75 ~ 5.5:1 (dependent upon lens)
Zoom type	dependent upon lens	dependent upon lens	dependent upon lens
Image size (native)	dependent upon lens	dependent upon lens	1.27 - 7.62m (50" - 300") diagonal 16:10 (dependent upon lens)
Keystone correction	±20° V and H	±20° V and H	±20° V and H
Lens shift	±60% V, ±25% H	-20 to +60% V, ±10% H	±50% V, ±15% H (dependent upon lens)
Connections	HDBaseT, HDMI, DVI-D, VGA (YPbPr/RGB), Composite, 5x BNC, 3G SDI, VGA Out, USB-A power/wireless, RJ45, RS232, 3D-Sync, wired remote in, wired remote out, USB service	2x HDMI, 5BNC, Component Video, 2x VGA (YPbPr/RGB), S-Video, Composite VGA out, RJ45, RS232, 12V trigger, wired remote	HDBaseT, HDMI, DVI-D, VGA (YPbPr/RGB), Component, 3G SDI, VGA Out, HDMI Out, USB-A power/wireless, RJ45, RS232, wired remote in, wired remote out, USB service
Speaker (W)	-	-	-
Optional wireless	WUSB Pro / WHD200	WHD200	WHD200
Features	6x optional lens, motorised full lens shift, mechanical shutter, Crestron RoomView™, PJLink™, 360° operation, Portrait projection	5x optional lens, motorised full lens shift, mechanical shutter, Crestron RoomView™, PJLink™, 360° operation. Available in any colour	Laser light source, IP6x sealed optical engine, 5x optional lens, motorised full lens shift, Crestron RoomView™, PJLink™, 360° operation, Portrait projection, Geometric correction (4 corner)
	 HDBT		 HDBT

* Specification is to be confirmed and is subject to change.







** Full brightness "normal" (100% power) mode, temperature 25°C

ProScene












Model name	ZU650+	WU630	ZU510T
			
Resolution	WUXGA (1920 x 1200)	WUXGA (1920 x 1200)	WUXGA (1920 x 1200)
Aspect ratio	16:10 native, 16:9/4:3 compatible	16:10 native, 16:9/4:3 compatible	16:10 native, 16:9/4:3 compatible
Brightness ¹	6000 centre lumens (5500 ANSI lumens)	6200 centre lumens (6000 ANSI lumens)	5500 Centre lumens (5300 ANSI lumens)
Contrast	2000:1, 2,000,000:1 (with Extreme Black)	4400:1 (1150:1 full on / full off)	30,000:1 (dynamic black enabled)
Light source type	DuraCore Laser	Lamp	DuraCore Laser
Light source expected lifetime (max hrs.) ²	20,000	2000	30,000 hours to 50% brightness**
Noise level (typical) ³ dB	33	35	28 (eco)
Weight (kg)	18 (without lens)	13.9 (without lens)	11
Dimensions (W x D x H mm)	484 x 509 x 185	453 x 390 x 206	403 x 307 x 148
Throw ratio	0.75 ~ 5.5:1 (dependent upon lens)	0.75 ~ 5.5:1 (dependent upon lens)	1.2:1 ~ 2.13:1
Zoom type	dependent upon lens	dependent upon lens	1.8x manual
Image size (native)	1.27 - 7.62m (50" - 300") diagonal 16:10 (dependent upon lens)	1.27 - 7.62m (50" - 300") diagonal 16:10 (dependent upon lens)	7.1 - 7.67m (28" - 302") diagonal 16:10 (dependent upon lens)
Keystone correction	±20° V and H	±20° V	±30° V, ±30° H, with four corner
Lens shift	±50% V, ±15% H (dependent upon lens)	±50% V, ±15% H (dependent upon lens)	+20% V, ±10% H
Connections	HDBaseT, HDMI, DVI-D, VGA (YPbPr/RGB), Component, VGA Out, USB-A power/wireless RJ45, RS232, wired remote in, wired remote out, USB service	HDMI, DVI-D, VGA (YPbPr/RGB), Component, Composite, VGA Out, RJ45, RS232	HDBaseT, HDMIx3, VGA in/out, , USB-A power, RJ45, RS232, wired remote in, USB service, 12v trigger, Mic in, Audio in, Audio out
Speaker (W)	-	-	20
Optional wireless	WHD200	WHD200	WHD200 / HDcast Pro
Features	Laser light source, 5x optional lens, motorised full lens shift, Crestron RoomView™, PJLink, 360° operation, Portrait projection	5x optional lens, motorised full lens shift, mechanical shutter, Crestron RoomView™, PJLink™	Laser light source, IP5x sealed optical engine, Pure shift lens shift, Crestron RoomView™, PJLink™, 360° operation, Portrait projection, Geometric correction (4 corner)
	 HDBT		 MHL HDBT

Projectors

ProScene







Model name	EH505	EH503	W505
			
Resolution	WUXGA (1920 x 1200)	1080p (1920 x 1080)	WXGA (1280 x 800) up to UXGA
Aspect ratio	16:10 native, 16:9/4:3 compatible	16:9 native, 4:3 compatible	16:10 native, 16:9/4:3 compatible
Brightness ¹	5000 ANSI lumens	5200 ANSI lumens	5200 ANSI lumens
Contrast	2000:1	2000:1	2000:1
Light source type	Lamp	Lamp	Lamp
Light source expected lifetime (max hrs.) ²	3500	3500	3500
Noise level (typical) ³ dB	37	37	37
Weight (kg)	8.6 (without lens)	8.6 (without lens)	8.6 (without lens)
Dimensions (W x D x H mm)	431 x 341 x 183	431 x 341 x 183	431 x 341 x 183
Throw ratio	0.77 ~ 2.89:1 dependent upon lens	0.77 ~ 2.89:1 dependent upon lens	0.81 ~ 3.05:1 dependent upon lens
Zoom type	dependent upon lens	dependent upon lens	dependent upon lens
Image size (native)	dependent upon lens	dependent upon lens	dependent upon lens
Keystone correction	±40° V	±40° V	±40° V
Lens shift	-15 to +55% V, ±5% H	-20 to +60% V, ±5% H	-15 to +55% V, ±5% H
Connections	HDMI (1.4a 3D support), DisplayPort, DVI-D, 5BNC, Component Video, 2x VGA (YPbPr/RGB), S-Video, Composite, 5x Audio in (RCA/3.5mm), VGA out, Audio out 3.5mm, USB-A Power (1.5A), RJ45, RS232, 12V trigger, 3D-Sync, wired remote, USB remote mouse	HDMI (1.4a 3D support), DisplayPort, DVI-D, 5BNC, Component Video, 2x VGA (YPbPr/RGB), S-Video, Composite, 5x Audio in (RCA/3.5mm), VGA out, Audio out 3.5mm, USB-A Power (1.5A), RJ45, RS232, 12V trigger, 3D-Sync, wired remote, , USB remote mouse	HDMI (1.4a 3D support), DisplayPort, DVI-D, 5BNC, Component Video, 2x VGA (YPbPr/RGB), S-Video, Composite, 5x Audio in (RCA/3.5mm), VGA out, Audio out 3.5mm, USB-A Power (1.5A), RJ45, RS232, 12V trigger, 3D-Sync, wired remote, , USB remote mouse
Speaker (W)	3	3	3
Optional wireless	HDCast Pro / WPS Pro / WPS	HDCast Pro / WPS Pro / WPS	HDCast Pro / WPS Pro / WPS
Features	3x optional lens (short/std/long), Full lens shift, Crestron RoomView™, PJLink™, Also available in black	3x optional lens (short/std/long), Full lens shift, Crestron RoomView™	3x optional lens (short/std/long), Full lens shift, Crestron RoomView™
			

ProScene







Model name	X605	WU515T	WU515	EH515T
				
Resolution	XGA (1024 x 768) up to UXGA	WUXGA (1920 x 1200)	WUXGA (1920 x 1200)	1080p (1920 x 1080)
Aspect ratio	4:3 native, 16:9 compatible	16:10 native, 16:9/4:3 compatible	16:10 native, 16:9/4:3 compatible	16:9 native, 16:10/4:3 compatible
Brightness ¹	6000 ANSI lumens	6000 ANSI lumens	6000 ANSI lumens	5500 ANSI lumens
Contrast	2000:1	10,000:1	10,000:1	10,000:1
Light source type	Lamp	Lamp	Lamp	Lamp
Light source expected lifetime (max hrs.) ²	3500	5000	5000	5000
Noise level (typical) ³ dB	37	28	28	28
Weight (kg)	8.6 (without lens)	5.9	5.9	5.9
Dimensions (W x D x H mm)	431 x 341 x 183	424 x 344 x 160	424 x 344 x 160	424 x 344 x 160
Throw ratio	0.8 ~ 3.0:1 dependent upon lens	1.2 ~ 2.16:1	1.2 ~ 2.16:1	1.2 ~ 2.16:1
Zoom type	dependent upon lens	1.8x manual	1.8x manual	1.8x manual
Image size (native)	dependent upon lens	0.71 - 7.67m (27.9" - 301.8") diagonal 16:10	0.71 - 7.67m (27.9" - 301.8") diagonal 16:10	0.69 - 7.65m (27.2" - 301.1") diagonal 16:9
Keystone correction	±30° V	±30° V and H	±30° V and H	±30° V and H
Lens shift	-10 to +50% V, ±5% H	+20% V, ±10% H	+20% V, ±10% H	+25% V, ±10% H
Connections	HDMI (1.4a 3D support), DisplayPort, DVI-D, 5BNC, Component Video, 2x VGA (YPbPr/RGB), S-Video, Composite, 5x Audio in (RCA/3.5mm), VGA out, Audio out 3.5mm, USB-A Power (1.5A), RJ45, RS232, 12V trigger, 3D-Sync, wired remote, USB remote mouse	HDBaseT, 2 x HDMI (1.4a 3D support) + MHL v2.0, DisplayPort, 2 x VGA (YPbPr/RGB), S-Video, Composite, 3 x Audio In (RCA/3.5mm), Mic In, VGA Out, Audio Out 3.5mm, USB-A Power (1.5A), RJ45, RS232, 12V trigger, 3D-Sync, wired remote, USB mouse/service	2 x HDMI (1.4a 3D support) + MHL v2.0, DisplayPort, 2 x VGA (YPbPr/RGB), S-Video, Composite, 3 x Audio In (RCA/3.5mm), Mic In, VGA Out, Audio Out 3.5mm, USB-A Power (1.5A), RJ45, RS232, 12V trigger, 3D-Sync, wired remote, USB mouse/service	HDBaseT, 2 x HDMI (1.4a 3D support) + MHL v2.0, DisplayPort, 2 x VGA (YPbPr/RGB), S-Video, Composite, 3 x Audio In (RCA/3.5mm), Mic In, VGA Out, Audio Out 3.5mm, USB-A Power (1.5A), RJ45, RS232, 12V trigger, 3D-Sync, wired remote, USB mouse/service
Speaker (W)	3	20	20	20
Optional wireless	HDCast Pro / WPS Pro / WPS	HDCast Pro / WPS Pro / WPS / WHD200	HDCast Pro / WPS Pro / WPS / WHD200	HDCast Pro / WPS Pro / WPS / WHD200
Features	3x optional lens (short/std/long), Full lens shift, Crestron RoomView™	Geometric Correction (4 corner), Pure shift, Crestron RoomView™, PJLink™	Geometric Correction (4 corner), Pure shift, Crestron RoomView™, PJLink™	Geometric Correction (4 corner), Pure shift, Crestron RoomView™, PJLink™
				
				

Projectors

ProScene


Model name	EH515	W515T	W515
			
Resolution	1080p (1920 x 1080)	WXGA (1280 x 800)	WXGA (1280 x 800)
Aspect ratio	16:9 native, 16:10/4:3 compatible	16:10 native, 16:9/4:3 compatible	16:10 native, 16:9/4:3 compatible
Brightness ¹	5500 ANSI lumens	6000 ANSI lumens	6000 ANSI lumens
Contrast	10,000:1	10,000:1	10,000:1
Light source type	Lamp	Lamp	Lamp
Light source expected lifetime (max hrs.) ²	5000	5000	5000
Noise level (typical) ³ dB	28	28	28
Weight (kg)	5.9	5.9	5.9
Dimensions (W x D x H mm)	424 x 344 x 160	424 x 344 x 160	424 x 344 x 160
Throw ratio	1.2 ~ 2.16:1	1.26 ~ 2.27:1	1.26 ~ 2.27:1
Zoom type	1.8x manual	1.8x manual	1.8x manual
Image size (native)	0.69 - 7.65m (27.2" - 301.1") diagonal 16:9	0.67 - 7.67m (26.6" - 302.1") diagonal 16:10	0.67 - 7.67m (26.6" - 302.1") diagonal 16:10
Keystone correction	±30° V and H	±30° V and H	±30° V and H
Lens shift	+25% V, ±10% H	+20% V, ±10% H	+20% V, ±10% H
Connections	2 x HDMI (1.4a 3D support) + MHL v2.0, DisplayPort, 2 x VGA (YPbPr/RGB), S-Video, Composite, 3 x Audio In (RCA/3.5mm), Mic In, VGA Out, Audio Out 3.5mm, USB-A Power (1.5A) RJ45, RS232, 12V trigger, 3D-Sync, wired remote, USB mouse/service	HDBaseT, 2 x HDMI (1.4a 3D support) + MHL v2.0, DisplayPort, 2 x VGA (YPbPr/RGB), S-Video, Composite, 3 x Audio In (RCA/3.5mm), Mic In, VGA Out, Audio Out 3.5mm, USB-A Power (1.5A), RJ45, RS232, 12V trigger, 3D-Sync, wired remote, USB mouse/service	2 x HDMI (1.4a 3D support) + MHL v2.0, DisplayPort, 2 x VGA (YPbPr/RGB), S-Video, Composite, 3 x Audio In (RCA/3.5mm), Mic In, VGA Out, Audio Out 3.5mm, USB-A Power (1.5A), RJ45, RS232, 12V trigger, 3D-Sync, wired remote, USB mouse/service
Speaker (W)	20	20	20
Optional wireless	HDCast Pro / WPS Pro / WPS / WHD200	HDCast Pro / WPS Pro / WPS / WHD200	HDCast Pro / WPS Pro / WPS / WHD200
Features	Geometric Correction (4 corner), Pure shift, Crestron RoomView™, PJLink™	Geometric Correction (4 corner), Pure shift, Crestron RoomView™, PJLink™	Geometric Correction (4 corner), Pure shift, Crestron RoomView™, PJLink™
	 MHL	 MHL HDBT	 MHL

ProScene









Model name	X515	WU416	W504	EH504
				
Resolution	XGA (1024 x 768) up to UXGA	WUXGA (1900 x 1200)	WXGA (1280 x 800) up to UXGA	1080p (1920 x 1080)
Aspect ratio	4:3 native, 16:9 compatible	16:10 native, 16:9/4:3 compatible	16:10 native, 16:9/4:3 compatible	16:9 native, 4:3 compatible
Brightness ¹	6500 ANSI lumens	4200 ANSI lumens	5000 ANSI lumens	5000 ANSI lumens
Contrast	10,000:1	20,000:1	15,000:1	15,000:1
Light source type	Lamp	Lamp	Lamp	Lamp
Light source expected lifetime (max hrs.) ²	5000	7000	4500	4500
Noise level (typical) ³ dB	28	32	30	30
Weight (kg)	5.9	2.99	4.6	4.6
Dimensions (W x D x H mm)	424 x 344 x 160	315 x 224 x 114	336 x 258 x 105	336 x 258 x 105
Throw ratio	1.243:1 ~ 2.24:1	1.4 ~ 2.24:1	1.48 ~ 2.35:1	1.41 ~ 2.24:1
Zoom type	1.8x manual	1.6x manual	1.6x manual	1.6x manual
Image size (native)	0.73 - 7.84m (28.6" - 308.8") diagonal 4:3	0.68 - 7.75m (26.94" to 305.1") diagonal 16:10	0.65 - 7.65m (25.66" - 301.15") diagonal 16:10	0.67 - 7.65m (26.2" - 301.1") diagonal 16:9
Keystone correction	±30° V and H	±40° V	±30° V	±30° V
Lens shift	+10% V, ±10% H	-	+16.2% V	+17% V
Connections	2 x HDMI (1.4a 3D support) + MHL v2.0, DisplayPort, 2 x VGA (YPbPr/RGB), S-Video, Composite, 3 x Audio In (RCA/3.5mm), Mic In, VGA Out, Audio Out 3.5mm, USB-A Power (1.5A), RJ45, RS232, 12V trigger, 3D-Sync, wired remote, USB mouse/service	2x HDMI (1.4a 3D support) + MHL v2.2, 1x VGA (YPbPr/RGB/Wireless), Composite, 2x Audio in 3.5mm VGA out, Audio out 3.5mm, USB-A Power (1.5A), RJ45, RS232, USB service	3x HDMI (1.4a 3D support) + MHL, VGA (YPbPr/RGB), Composite, 2x Audio in 3.5mm VGA out, Audio out 3.5mm, USB-A Power (1.5A), RJ45, RS232, 3D-Sync, USB remote mouse	3x HDMI (1.4a 3D support) + MHL, VGA (YPbPr/RGB), Composite, 2x Audio in 3.5mm VGA out, Audio out 3.5mm, USB-A Power (1.5A), RJ45, RS232, 3D-Sync, USB remote mouse
Speaker (W)	20	10	2x 16	2x 16
Optional wireless	HDCast Pro / WPS Pro / WPS / WHD200	HDCast Pro / WPS Pro / WPS / WHD200	HDCast Pro / WPS Pro / WPS / WHD200	HDCast Pro / WPS Pro / WPS / WHD200
Features	Geometric Correction (4 corner), Pure shift, Crestron RoomView™, PJLink™	Vertical lens shift, Horizontal keystone, Eco*, Crestron RoomView™, PJLink™	Vertical lens shift, Crestron RoomView™, PJLink™	Vertical lens shift, Crestron RoomView™, PJLink™
	 MHL	 MHL	 MHL	 MHL

Projectors

ProScene

Model name	EH500	EH416	X600
			
Resolution	1080p (1920 x 1080)	1080p (1920 x 1080)	XGA (1024 x 768)
Aspect ratio	16:9 native, 4:3 compatible	16:9 native, 4:3 compatible	16:6 native, 16:10/16:9/4:3 compatible
Brightness ¹	4700 ANSI lumens	4200 ANSI lumens	6000 ANSI lumens
Contrast	10,000:1	20,000:1	10,000:1
Light source type	Lamp	Lamp	Lamp
Light source expected lifetime (max hrs.) ²	3500	7000	4000
Noise level (typical) ³ dB	28	32	28
Weight (kg)	3.6	2.99	3.6
Dimensions (W x D x H mm)	326 x 254 x 104	315 x 224 x 114	326 x 254 x 104
Throw ratio	1.59 ~ 1.91:1	1.4 ~ 2.24:1	1.8 ~ 2.1:1
Zoom type	1.2x manual	1.6x manual	1.15x manual
Image size (native)	0.72 - 8.67m (28.41" - 341.28") diagonal 16:9	0.66 - 7.7m (26.21" to 303.3") diagonal 16:9	0.71 - 8.34m (28.01" - 328.38") diagonal 4:3
Keystone correction	±30° V	±40° V	±30° V
Lens shift	-	-	-
Connections	2x HDMI, DisplayPort, 2x VGA (YPbPr/RGB), S-Video, Composite, 2x Audio in (RCA/3.5mm) VGA out, Audio out 3.5mm, RJ45, RS232, 12V trigger, 3D-sync, USB service	2x HDMI (1.4a 3D support) + MHL v2.2, 1x VGA (YPbPr/RGB/Wireless), Composite, 2x Audio in 3.5mm, VGA out, Audio out 3.5mm, USB-A power (1A), RJ45, RS232, USB service	2x HDMI, DisplayPort, 2x VGA (YPbPr/RGB), S-Video, Composite, 2x Audio in (RCA/3.5mm) VGA out, Audio out 3.5mm, RJ45, RS232, 12V trigger, 3D-sync, USB service
Speaker (W)	3	10	3
Optional wireless	WPS Pro / WPS	HDCast Pro / WPS Pro / WPS / WHD200	WPS Pro / WPS
Features	Eco ⁺ , Crestron RoomView™, PJLink™	Vertical lens shift, Horizontal keystone Eco ⁺ , Crestron RoomView™, PJLink™	Eco ⁺ , Crestron RoomView™, PJLink™
			

ProScene

Model name	X501	ZH400USTi	ZH400UST	ZW400USTi
				
Resolution	XGA (1024 x 768) up to UXGA	1080p (1920x1080)	1080p (1920x1080)	WXGA (1280 x 800)
Aspect ratio	4:3 native, 16:9/16:10 compatible	16:9 native, 4:3 compatible	16:9 native, 4:3 compatible	16:10 native, 16:9/4:3 compatible
Brightness ¹	4500 ANSI lumens	4000 ANSI lumens	4000 ANSI lumens	4000 ANSI lumens
Contrast	15,000:1	100,000:1*	100,000:1*	100,000:1*
Light source type	Lamp	DuraCore Laser	DuraCore Laser	DuraCore Laser
Light source expected lifetime (max hrs.) ²	4000	20,000**	20,000**	20,000**
Noise level (typical) ³ dB	27	30*	30*	30*
Weight (kg)	4.5	8.8	8.8	8.8
Dimensions (W x D x H mm)	486 x 280 x 162	382 x 310 x 124	382 x 310 x 124	384 x 310 x 124
Throw ratio	1.39 ~ 2.26:1	0.25:1	0.25:1	0.27:1
Zoom type	1.6x manual	Fixed	Fixed	Fixed
Image size (native)	0.76 - 7.62m (30" - 300") diagonal 16:9	2.2 - 2.59m (87" - 102") diagonal 16:9	2.2 - 2.59m (87" - 102") diagonal 16:9	2.15 - 2.92m (85" - 115") diagonal 16:10
Keystone correction	±40° V	±15° V, ±15° H	±15° V, ±15° H	±15° V, ±15° H
Lens shift	-	-	-	-
Connections	HDMI (1.4a 3D support), DVI-D, 2x VGA (YPbPr/RGB), S-Video, Composite, 3x Audio in (RCA/3.5mm), Mic in, USB-A reader/WiFi, VGA out, Audio out 3.5mm, RJ45, RS232, 2x 12V trigger, USB display, USB remote mouse/service	HDMI V1.4a, 2x VGA, 2x 3.5mm Audio, VGA-out, 3.5mm Audio out, RJ45, RS232, Wired remote, 12v Trigger, Mini USB (service)	HDMI V1.4a, 2x VGA, 2x 3.5mm Audio, VGA-out, 3.5mm Audio out, RJ45, RS232, Wired remote, 12v Trigger, Mini USB (service)	HDMI V1.4a, 2x VGA, 2x 3.5mm Audio, VGA-out, 3.5mm Audio out, RJ45, RS232, Wired remote, 12v Trigger, Mini USB (service)
Speaker (W)	30	10	10	10
Optional wireless	Mini WiFi dongle / WPS Pro / WPS / WHD200	HDCast Pro / WPS Pro / WHD200	WPS dongle (up to WXGA)	HDCast Pro / WPS Pro / WHD200
Features	Eco ⁺ , PC-Free / LAN presentation, Crestron RoomView™, PJLink™	Crestron RoomView™, PJLink™, Portrait projection, Downward projection	Crestron RoomView™, PJLink™, Portrait projection, Downward projection	Crestron RoomView™, PJLink™, Portrait projection, Downward projection
				

* Specification is to be confirmed and is subject to change.

Projectors

ProScene

Model name

ZW400UST

ZH300UW



Resolution	WXGA (1280 x 800)	HD (1920 x 720)
Aspect ratio	16:10 native, 16:9/4:3 compatible	16:6 native, 16:10/16:9/4:3 compatible
Brightness ¹	4000 ANSI lumens	3000 centre lumens (2700 ANSI lumens)
Contrast	100,000:1*	10,000:1
Light source type	DuraCore Laser	Laser
Light source expected lifetime (max hrs.) ²	20,000**	20,000
Noise level (typical) ³ dB	30*	30
Weight (kg)	8.8	5.5
Dimensions (W x D x H mm)	383 x 310 x 124	383 x 310 x 124
Throw ratio	0.27:1	0.25:1
Zoom type	Fixed	Fixed
Image size (native)	2.15 - 2.92m (85 - 115") diagonal 16:10	3.05 - 3.56m (120.0" - 140") diagonal 16:6
Keystone correction	±15° V, ±15° H	±40° V
Lens shift	-	-
Connections	HDMI V1.4a, 2x VGA, 2x 3.5mm Audio, VGA-out, 3.5mm Audio out, RJ45, RS232, Wired remote, 12v Trigger, Mini USB (service)	2 x HDMI (V1.4a with MHL 2.0 on Input 2), 2 x VGA (YPbPr / RGB), Composite, Audio In 3.5mm jack, Audio In RCA, Microphone In, USB Type A, VGA Out (Shared with VGA Input 2), Audio Out 3.5mm jack, RJ45, RS-232, Remote Mouse / Service Port (Mini USB), Interactive 3.5mm jack
Speaker (W)	10	10
Optional wireless	HDCast Pro / WPS Pro / WHD200	HDCast Pro / WPS Pro / WHD200
Features	Crestron RoomView™, PJLink™, Portrait projection, Downward projection	Crestron RoomView™, PJLink™, Portrait projection, Downward projection



PRO|SCENE

ZU850

Ultimate colour performance

- DuraCore technology
- 8200 lumens
- MultiColor laser
- IP6X certified optical engine
- Versatile installation - 360° / portrait mode
- 24/7 operation

Optional lenses

WU1500



	A18	A19	A20	A21	A22	A23
Throw ratio	0.84 ~ 1.02	1.02 ~ 1.36	1.2 ~ 1.5	1.5 ~ 2.0	2.0 ~ 4.0	4.0 ~ 7.2

EH7700



	WT1	WT2	ST1	TZ1	TZ2
Throw ratio	0.78	1.22 ~ 1.47	1.45 ~ 1.95	1.93 ~ 3.71	3.68 ~ 7.04

ZU850 / ZU650 / WU630



	A15	A01	A06	A02*	A03	A13
Throw ratio	0.75 ~ 0.95	0.95 ~ 1.22	1.22 ~ 1.52	1.22 ~ 1.53	1.52 ~ 2.92	2.90 ~ 5.50

* A02 lens not suitable for ZU850, use A06 as alternative

EH505 / EH503 / W505 / X605



	Short	Semi short	Standard	Long	Extra long
EH505	0.77	1.1 ~ 1.3	1.54 ~ 1.93	1.93 ~ 2.89	3 ~ 5.0
EH503	0.77	1.1 ~ 1.3	1.54 ~ 1.93	1.93 ~ 2.89	3 ~ 5.0
W505	0.81	1.16 ~ 1.37	1.62 ~ 2.03	2.03 ~ 3.05	3.15 ~ 5.25
X605	0.8	1.14 ~ 1.35	1.6 ~ 2.0	2.0 ~ 3.0	3.11 ~ 5.18

DisplayMapper

Discount codes available for full 12 month professional licence

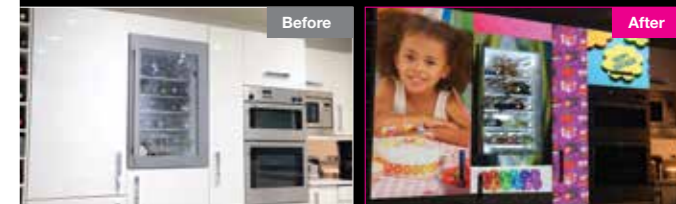
optoma.com



Projection Mapper

Get even more from your projector

Great for parties, businesses, DJs and home use!



Download Optoma Projection Mapper app

optoma.com/projection-mapper

* Specification is to be confirmed and is subject to change.

** Full brightness "normal" (100% power) mode, temperature 25°C

Supported solutions

ProScene solutions were created by our dedicated team to provide you with tried and tested system solutions for innovative projection applications. These solutions use ProScene projectors and signal processors, enabling us to offer you an unprecedented level of support at every stage of your project. From initial concept and design through to installation and commissioning, ProScene solutions enable you to confidently deliver ambitious solutions to clients quickly and efficiently.

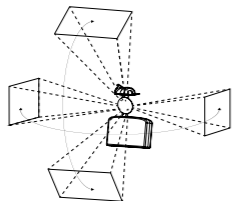


Supported solutions - Mirror Head

Taking projection from the static to the dynamic. The Optoma and Dynamic Projection Institute partnership introduces a new world of projection possibilities.

Mirror Head

- Move the image anywhere in the room
- Project any content onto moving or static surfaces
- Extreme accuracy of up to 0.01° with Tilt up to 162° and Pan up to 180°
- DMX-512 (14 DMX channels) and Art-Net™ (RJ45) connection
- Self calibrating maintenance free stepper motors
- Ambient RGB LED light feature



MDC-X Media Server and software

- State of the Art combination of hardware and software to synchronise the Mirror Head content
- Transforms any format media into perfect perspective mappings and animations, or simple perfectly aligned and cropped displays
- Seamless transformations, presets, DMX and Art-Net™ control
- Web based control option through 'MDC-Touch'



Mirror Head is an Optoma supported solution in partnership with Dynamic Projection Institute
Copyright © 2017 Dynamic Projection Institute GmbH. All rights reserved. www.Dynamicprojection.com. The illustrations may differ in some details from the original. Subject to change without notice.



Product Range



Mirror Head Optoma 515 Series
Item number MH09-515L

W515 & W515T: WXGA (1280 x 800) / 6000 ANSI Lumens
EH515 & EH515T: 1080p (1920 x 1080) / 5500 ANSI Lumens
WU515 & WU515T: WUXGA (1920 x 1200) / 6000 ANSI Lumens

Fixture dimensions (L/W/H) 611 x 447 x 253mm
Fixture total weight: 16.8Kg



Mirror Head Optoma 505 Series
Item number MH09-L

X605: XGA (1024 x 768) / 6000 ANSI Lumens
W505: WXGA (1280 x 800) / 5200 ANSI Lumens
EH503: 1080p (1920 x 1080) / 5200 ANSI Lumens
EH505: WUXGA (1920 x 1200) / 5000 ANSI Lumens

Fixture dimensions (L/W/H) 600 x 432 x 270mm
Fixture total weight: 19.8Kg



Mirror Head Optoma ZU650
Item number MH11-650L

ZU650: WUXGA (1920 x 1200) / 6000 Center Lumens

Fixture dimensions (L/W/H) 857 x 484 x 308mm
Fixture total weight: 32Kg

Legacy compatibility



Mirror Head Optoma 415 Series
Item number MH09-515L

W415e: WXGA (1280 x 800) / 4500 ANSI Lumens
EH415e: 1080p (1920 x 1080) / 4200 ANSI Lumens

Fixture dimensions (L/W/H) 536 x 332 x 254mm
Fixture total weight: 10.2Kg

Coming soon...

Mirror Head Optoma 510T
Mirror Head Optoma ZU850

Supported solutions - DisplayMapper



The partnership between Optoma and Projection Artworks brings DisplayMapper

A solution suitable for any AV installer or manager.

DisplayMapper helps businesses create show-stopping projection-mapped displays at the touch of a button from any smart device.

How does DisplayMapper work?



Download DisplayMapper from the PlayStore to any Android player and connect to a projector

Sync with DisplayMapper

Start uploading and managing content in minutes with our user-friendly interface

- 3D mapping
- Update content remotely
- Manage multiple sites from one location
- Remote monitoring and mapping with USB webcam
- Remote scheduling of projector on/off
- Low cost hardware
- Single fix installation next to projector
- Trigger activation of projection (interactive)



The combination of DisplayMapper and Optoma laser projectors can create stunning displays across a wide spectrum of industries: Retail, leisure attractions, museums, hospitality and education, to name just a few.

Permanently mapped installations now benefit from the reduced maintenance of Optoma laser phosphor projectors and the remotely controllable technology of DisplayMapper. The overall reduction in maintenance visits and the creation of attention grabbing displays are plain to see.



- Two attention grabbing window displays M7M London
- Store recorded its highest sales weekend of the year
- Optoma ZU650 projectors + DisplayMapper



- 10 permanent displays in UGG Concept stores
- The next generation of in store retail display
- Optoma ML750e projectors + DisplayMapper



- Interactive stand out POS display for Nestle Quality street
- Generated 41% increase in sales
- Optoma EH601 Projectors + DisplayMapper



- 360-degree projection mapped Easter Faberge egg Harrods
- A dramatic effect that stopped people in their tracks
- Optoma Projectors + DisplayMapper

Supported solutions - Chameleon 4K scaler-switchers

The Chameleon 4K scaler-switchers are a range of high performance image scalers based on Calibre's proprietary class-leading HQUltra 4K image processing technology and an Optoma supported solution. HQUltra scaling provides best in class picture quality and low latency video processing which, combined with HQUltra-fast switching can switch input channels in under a quarter of a second.



4K scaler-switcher

Chameleon PS100



The Chameleon PS100 is a 4K presentation scaler-switcher with HQUltraFast input switching. It features eight video inputs and two video outputs, RS232 and network control. Includes integrated digital audio amplifier.

4K scaler-switcher

Chameleon PS100T



The Chameleon PS100T is a 4K presentation scaler-switcher with HQUltraFast input switching and HDBaseT. It features nine video inputs and three video outputs, RS232 and network control. Includes integrated digital audio amplifier.

4K scaler-switcher

Chameleon PS200T



The Chameleon PS200T 4K presentation scaler-switcher with HQUltraFast input switching, HDBaseT and 3G SDI. It boasts eleven video inputs and four video outputs, RS232 and network control. Includes integrated digital audio amplifier.

Supported solutions - Edge blending / HDBaseT™

All Optoma signal processors and HDBaseT equipment are supported solutions optimised for use with our ProScene projectors. This significantly reduces the complexity and configuration time required to edge blend multiple ProScene projectors. This is also covered by the industry leading ProScene technical support services should you require assistance with your edge blending project.



4K HDBaseT™ transmitter

4K100TX



- Supports 4k UHD
- HDCP 2.2 input
- HDMI loop out (for local display e.g. podium)
- Supports RS-232 pass through
- Supports IR pass through
- Transmit up to 100m (70m 4K) using a single CAT type cable

Image blending and warping processor

Chameleon GB-200



The GB-200 is a fully featured dual-channel image blending and warping processor with multi-layer black level and colour correction. Chameleon GB-200 is a powerful and intuitive image blending and warping processor that provides the ability to merge overlapping edges of two or more projected images creating a seamless single image.

Chameleon GB-200

Simple edge blending (flat surface)	•
Simple edge blending (curved surface)	•
Advanced edge blending	•
Black-level uplift	•
Simple stacking and geometry (4-corner and H / V keystone)	•
Advanced stacking (warp grids via PC tool)	•
90 degree rotation	-
Curved wall correction	•
Masking (using image file)	-
Colour matching	•
Auto blending / stacking	o
Video sources e.g. DVD / Blu-ray	-
PC sources	•
o Additional software required	

Accessories

WPS Pro H1AXW000007



Collaborate and share content on a big screen wirelessly. The powerful WPS Pro enables multiple users to share their presentations in Full HD 1080p from a laptop to a projector with ease. Presenters can even project photos and view documents from a mobile device.

HDcast Pro HDMI dongle H1AM6000001



Stream videos and music, and share photos and documents in Full HD 1080p from your mobile device or laptop to your display device with ease. Compatible with AirPlay®, Miracast™ and DLNA™.

WPS dongle BI-EXTBG03



WPS dongle lets you connect and display presentation and video material wirelessly. External power adaptor (supplied) may be required.

Mini WiFi dongle SP.8JQ02GC01



Mini WiFi dongle lets you control your projector, share photos, presentations and your desktop wirelessly - powered via USB input.

Long ceiling mount 390061b



Heavy duty ceiling mounts suited for suspending the EH7700 projector from the ceiling. Delivered with the projector base plate.

Universal ceiling mount OCM818W-RU / OCM818B-RU



Universal flush ceiling mount – available in black and white. Max load 15kg.

Universal ceiling mount OCM815B / OCM815W



Universal pole ceiling mount – available in black and white, with extension pole. Max load 15kg.

Short ceiling mount 390065b



Heavy duty ceiling mount suited for suspending the EH7700 projector from the ceiling. Delivered with the projector base plate.

For a full list of accessories and compatible products visit www.optoma.com

Accessories

1080p 3D wireless HDMI system WHD200



Stream video content wirelessly to a projector or TV from a Blu-ray™ player, set-top box, gaming console or AV receiver; the WHD200 is capable of streaming 1080p formats including 24, 50 and 60Hz up to 20 metres in any room.

Flying frame EH7700: P5640



Optoma's flying frames are ideal for rental and staging applications. The specially designed frames protect the projector and can also be used to mount and adjust multiple projectors.

Flight case (ZU510T / WU630) FC510630



Hinged lid flight case to hold either ZU510T or WU630 with custom foam inserts on castors with extra compartment.

Flight case (WU1500 / ZU850 / ZU650) FC1500650



Hinged lid flight case to hold either WU1500, ZU850 or ZU650 with custom foam inserts on castors with extra compartment.

Wall mount OWM2000 + 900MMARM



Wall mount with adjustable mounting plate for easy installation. Designed for the Optoma ZH300UW ultra short throw projector.

Wall mount OWM3000



Compact wall mount with vertical adjustment and adjustable mounting plate for easy installation. Designed for the Optoma ultra short throw projector range.

Video colour wheel SP.8JN07GC01



The enhanced-colour video wheel maximises colour performance and accuracy on the WU1500 and EH7700 projectors. The colour wheels are interchangeable modules and can be fitted or exchanged on site without removing the projector cover.

Projector lamps



Optoma genuine lamp modules are designed specifically and uniquely for Optoma projectors. Visit the Optoma website for a full list of lamp part numbers.

For a full list of accessories and compatible products visit www.optoma.com

Case studies

Recent examples of how our customers and partners have used Optoma projectors to create unique and eye-catching solutions.



M&M's World, London

Optoma projectors used to create a stand-out interactive front window display for M&M's World's flagship store in London.



Moscow Design Centre M'ARS

A range of Optoma projectors were selected to create a unique interactive audio visual art exhibition.



New London Architecture

New London Architecture created a huge model of London using projection to show the city's growth over the last two millennia and planned future developments.



Faberge egg at Harrods

Optoma projectors were used to create a stunning 360-degree projection mapped luxury Faberge egg for Harrods' shop window.



Armenian Museum in Moscow

Optoma ProScene projectors selected for new high-tech interactive exhibition at the Armenian Museum in Moscow.



Kunstkraftwerk

A range of Optoma projectors were selected to create an immersive audio visual display, whilst incorporating the original power plant infrastructure into the mapped and blended finish.



National Technical Museum of Prague

Eight Optoma projectors were installed to back-project a warped and blended seamless image around the hemispherical dome.

Industry

Retail

Arts venue

Architecture

Retail

Museum

Arts and culture

Museum

Region

UK

Russia

UK

UK

Russia

Germany

Czech Republic

Type of solution

2x Optoma ZU650 laser phosphor projectors

Over 30 Optoma projectors including EH503, EH200ST and W307UST

9x Optoma EH505 projectors, 8x with short throw and one with a standard lens

16x Optoma EH415 projectors

21x Optoma EH503 projectors with short throw lenses and 2x EH501 projectors

55x Optoma projectors including: EH503 with short throw lenses, EH415ST and EH500.

8x Optoma EX785 projectors with short throw lenses

Installation company

Projection Artworks

M'ARS

GHA Group

Projection Artworks

Interactive technologies

The Immersive Art Factory

AV MEDIA

For all ProScene case studies please visit www.optoma.com

Icons



Full HD 1080p

1080p resolution gives you sharp and detailed images from HD content without downscaling or compression; perfect for watching Blu-ray movies, HD broadcasting and playing video games.



HD Ready

HD Ready projectors can display 720p/1080i High Definition pictures. You'll still see a big improvement from 720p/1080i HD pictures, though you won't see every last detail from sources such as Blu-ray (1080p) discs.



Full 3D

Full 3D projectors can display true 3D content from almost any 3D source, including 3D Blu-ray players, 3D broadcasting and the latest generation games consoles. Support for 144Hz rapid refresh rate provides ultra-smooth flicker free images.



Eco+

Eco+ technology brings together high contrast, improved lamp life and energy saving features that are easy to use while reducing power consumption.



USB power

USB power can be used to power a HDMI dongle, such as Google Chromecast or the Optoma WHD200 wireless HDMI device.



Speakers

Built-in speakers provide exceptional sound quality and are easy to set up without the need for costly external speakers.



Vertical lens shift

Vertical lens shift gives you the ability to move the projected image up or down, while keeping the projector stationary. This makes it easier to position the projector in your room and enables a wider range of screen size options.



Full lens shift

Full lens shift gives you the ability to move the projected image up or down and left or right, while keeping the projector stationary. This makes it easier to position the projector in your room and enables a wider range of screen size options.



Media player

A handy integrated media player means you can use the projector as a stand-alone device, retrieving content from the internal memory, USB stick or a memory card.



Ultra short throw

An ultra short throw lens produces an impressive image greater than 100 inches from less than a metre away. This means you can place the projector closer to the wall, reducing shadows so you can present with ease; perfect for interactive applications.



TouchBeam interactive technology

Optoma's finger-touch technology allows several people to work simultaneously on the projected screen without using a pen. TouchBeam makes it easy to open documents or web browsers and draw, annotate, zoom and rotate images on the projected image.



Laser technology

Laser technology combines the benefits of brilliant colours, higher efficiency and brightness.



MHL®

Turn your projector into a smart display by connecting a smartphone or tablet with a single cable using MHL to play games, stream videos and share photos on the big screen.



HDBaseT

Simplify installation by transmitting uncompressed HD video, audio, Ethernet and control commands using a standard LAN cable of up to 100m.



DuraCore laser

Industry leading lifetime light source beyond 20,000 hours in full brightness mode with an independent IP dust certification for ultimate reliability.



MultiColor Laser

Advanced multi-colour laser diodes for superior colour rendering.

ProScene Certified Partners

Optoma understands that for ProScene customers, their high specification projector must be of exceptional quality and that the level of support and expertise provided by AV installers and integrators must also be of the highest calibre. To maintain this standard throughout, we have selected only the very best from within the AV industry to become ProScene Certified Partners. These rigorously selected partners understand your specific requirements and perhaps as importantly, they have direct access to the specially-trained Optoma support and service teams. Our dedicated experts are available from the initial design and planning phase of a project, right through to the installation stages and beyond. Through our partners, you'll have access to what is probably the most extensive network of service centres across Europe of any projector manufacturer.

Choosing your ProScene projector is just the start. Total support and service excellence are the core of the ProScene ideology, ensuring industry leading dedication to giving you the highest standard of expertise from Optoma and from our certified partners.



Copyright © 2017, Optoma and its logo is a registered trademark of Optoma Corporation. Optoma Europe Ltd is the licensee of the registered trademark. All other product names and company names used herein are for identification purposes only and may be trademarks or registered trademarks of their respective owners. DLP®, BrilliantColor™ and the DLP logo are registered trademarks of Texas Instruments. Crestron®, the Crestron and RoomView® logo are registered trademarks of Crestron Electronics, Inc. MHL, Mobile High-Definition Link and the MHL logo are trademarks or registered trademarks of the MHL, LLC. HDBaseT™ and the HDBaseT Alliance logo are trademarks of the HDBaseT Alliance. *Brightness and lifetime will vary depending on selected projector mode, environmental conditions and usage. As is common with all projectors, brightness will decrease over the lifetime. †Maximum light source lifetime achieved through testing will vary according to operational use and environmental conditions. ‡The quoted noise level is based on testing and will vary according to operational use and environmental conditions. Errors and omissions excepted, all specifications are subject to change without notice. All images are for representation purposes only and may be simulated.



optoma.com