

CEILING DISPLAY MOUNT ACCESSORIES




CPA116	Weight Capacity	Color
Pin Connection Flat Ceiling Plate	34 kg	Ⓜ Ⓟ




CPA330	Weight Capacity
CPA Offset Ceiling Plate	226.8 kg




CPA395	Weight Capacity
CPA Angled Ceiling Plate	226.8 kg




CPA380	Weight Capacity
Truss Clamp, CPA Compatible	113.4 kg



CPA263	Weight Capacity
CPA column to CPA column connector	226.8 kg



CPA262	Weight Capacity
CPA to NPT Column Connection Adapter (contains male 1-1/2" NPT threads and accepts Chief CPA columns)	113.4 kg
Model	Color
CPA262	Ⓟ (shown)
CPA262S	Ⓜ




CPA264	Weight Capacity
NPT to CPA Column Connection Adapter (contains female 1-1/2" NPT threads and accepts Chief's CPA columns)	226.8 kg




CPA351	Compatibility	Weight Capacity
Floor-to-Ceiling Low-Profile Collar Plate	CPAE & CMS Columns	227 kg per pole




CPA353	Compatibility	Weight Capacity
Floor-to-Ceiling Clamp-Style Collar Plate	CPAE & CMS Columns	227 kg per pole




CPA Columns	Weight Capacity	Color
Fixed, pin-connection extension columns available in black, silver and white*	226.8 kg	Ⓜ Ⓟ
Model	Length	
CPAE030	300 mm	
CPAE080	800 mm	
CPAE100	1000 mm	
CPAE150	1500 mm	
CPAE300	3000 mm	
* All part numbers listed are black. To order alternate colors add a W (white) to the end of the part number.		



CMA274	Compatibility
Quick-Snap Cable Cover	CPA Columns
Model	Color
CMA274	Ⓟ (shown)
CMA274W	Ⓜ



CMA275	Compatibility
Quick-Snap Cable Covers (3 pack)	CPA Columns



CMA340	Compatibility
Stabilization Kit for Columns	CPA Columns