





PORTABLE FLAT PANEL STAND FEATURES

-  **HEAVY DUTY DESIGN**
Rugged design withstands the wear and tear that is commonplace with set up and tear down stands
-  **FAST INSTALLATION**
No tools needed for intuitive set up in under two minutes, even the first time.
-  **SPACE SAVINGS**
Breaks down and folds up for easy space savings when not in use.
-  **CABLE MANAGEMENT**
Tool-free cable management for a clean, professional look.



PRSU PORTABLE FLAT PANEL STAND



This easy-to-install stand is designed to handle the stress of building up and tearing down.

Weight Capacity	Dimensions (HxWxD)	Mounting Patterns (W,H)	Center of Display to Floor Range	Tilt	Color
90.7 kg	2034 x 913 x 851 mm	200 x 200, 860 x 515	1142 - 1828 mm	±15°	B



PORTABLE FLAT PANEL STAND ACCESSORIES



PAC900	Dimensions	Color
Portable Flat Panel Stand Case	354 x 1480 x 540 mm	B



PAC910	Weight Capacity	Dimensions	Color
Portable Flat Panel Stand Shelf	11.3 kg	82 x 457 x 308 mm	B