

elipson® | Connect 250

CONNECTED AMPLIFIER

The Connect 250 is a compact class D amplifier with a comfortable power output of 2x50 watts, Wi-Fi and Bluetooth.



It easily drives a pair of passive speakers and allows to stream any music via Bluetooth or Wi-Fi from any platform or from your stored music files.

The Connect 250 is particularly suitable for integration in any environment, damp or not, thanks to its two mounting brackets. Then it can be placed against a wall or under a false ceiling. The remote infrared cable, supplied, facilitates its integration.

Thanks to Elipson BT App (Android and iOS) you can rename each Connect 250 device that appears on your Bluetooth network.

It is perfectly compatible with the other products of the ELIPSON CONNECT range, for multi-room use.



TECHNICAL

Number of output channels

2

Power (W / channel) | 4 ohms | 1 kHz

50 W @ 1% THD+N

Power (W / channel) | 8 ohms | 1 kHz

30 W @ 1% THD+N

Input Sensitivity

~300 mV – full power

Maximum input voltage (RMS)

1.5 V

Signal to noise ratio (SNR)

at THD+N <1%, f = 1 kHz, Gain = 20 dB

102 dB

Total Harmonic Distortion

THD + N @ 1kHz

< 0.1%

Resolution

44.1kHz/24bit

Bluetooth version & codec

5.0 - SBC

Network

Wi-Fi 2,4GHz IEEE 802.11 b/g/n - Ethernet

Audio multiroom up to 10 rooms, depending on the quality of the network

Supply voltage

24V/5A DC

Power consumption in standby mode

< 0.5 W

ACCESSORIES PARTICULARITY



Wall mount and remote infrared sensor included



Protected Audio connections suitable for damp areas

DIMENSIONS WEIGHT

Amplifier size

L x H x D: 120 x 30 x 120 mm

Power supply size

L x H x D: 170 x 40 x 65 mm

Weight – without power supply and accessories

240 g

PACKAGING UNIT X1

Dimensions

L x H x D: 240 x 100 x 180 mm

Gross weight

1,1 kg

PACKAGING UNITS X8

Dimensions

TBC

Gross weight

TBC

PRODUCT CODES UNIT X1

SKU

ELICON250

EAN

3700795191637

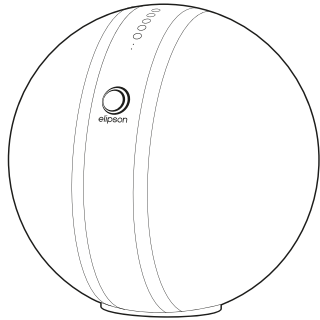
PRODUCT CODES UNITS X8

SKU

ELICON250X8

EAN

3700795192580



W35



Connect 250

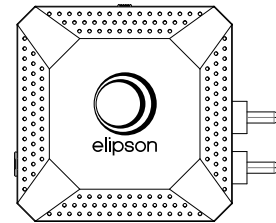


App Elipson



Music Center
Connect HD

(coming soon)



Connect Wi-Fi
Receiver



multiroom

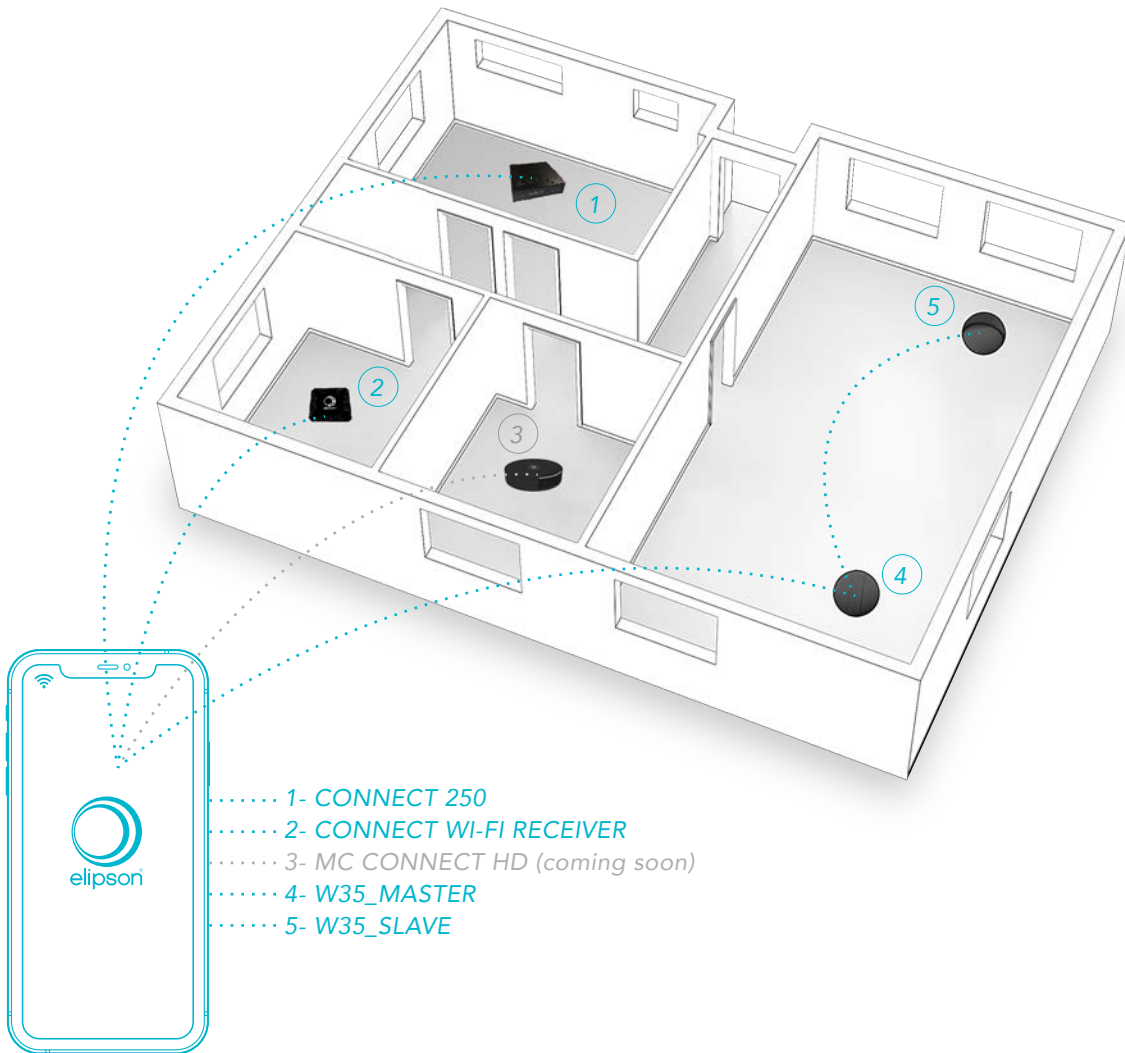
WITH WI-FI AND ELIPSON CONNECT APP*

*Elipson compatible devices :

W35, Connect 250, Connect Wi-Fi Receiver, and Music Center Connect HD (coming soon).



multiroom



Elipson Connect and Elipson BT Apps are available on the App store or on Google Play



www.elipson.com

Update : 2020/10/14 - Specifications could be changed without notice.