

NetworkHD™ 4K60 AV over IP In-Wall Encoder

NHD-500-IW-TX v2



Quickstart Guide

💡 WyreStorm recommends reading through this document in its entirety to become familiar with the product's features prior to starting the installation process.



⚠️ IMPORTANT! Installation Requirements

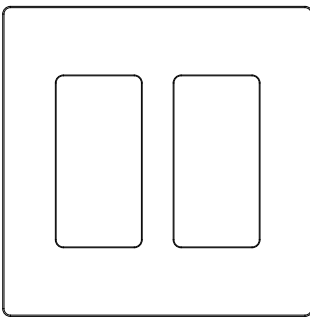
- Visit the product pages to download the latest firmware, document version, additional documentation, and configuration tools.
- This device is PoE powered. A 20V DC PSU can be purchased separately.

In the Box

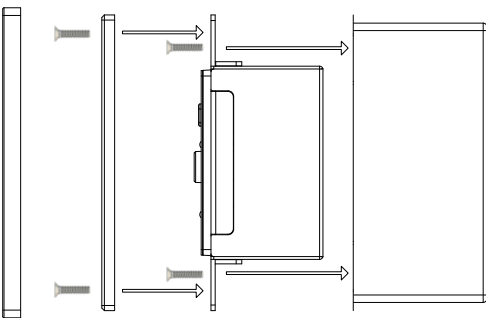
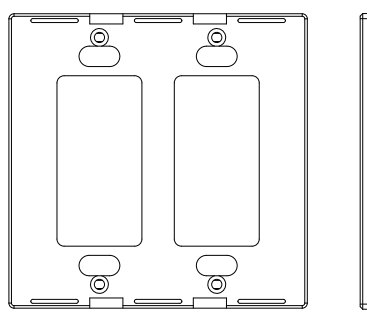
- 1x NHD-500-IW-TX v2 Encoder
- 1x Decora Face Plate
- 1x Mounting Plate
- 2x Sets of Mounting Screws
- 1x 2-pin Phoenix Connector
- 1x Quickstart Guide (This Document)

Installation

Decora Face Plate



Mounting Plate



1. Connect the NHD-500-IW-TX v2 to an Ethernet connection. If the Ethernet connection is not PoE, also connect an external DC PSU (sold separately).
2. Fasten the NHD-500-IW-TX v2 to a 2-Gang US style junction box.
3. Fasten the Mounting Plate to the NHD-500-IW-TX v2. Ensure correct orientation. The Mounting Plate is engraved with the word "TOP" with an arrow pointing to the correct orientation direction.
4. Attach the Decora Face Plate to the Mounting Plate by applying light pressure until you hear a clicking sound.
5. Log into the NHD-CTL-PRO web interface to configure the encoder.

Button Operation



The NHD-500-IW-TX v2 includes a physical Input Select button on the front of the unit. This button provides two different operations.

1. Short press to switch between the three inputs (Audio, HDMI or USB-C).
2. Long press (3s) to enable the audio input to overlay on top of the active video input.

The NHD-500-IW-TX v2 is Dante AV-A Ready. Dante activation license is required to unlock full Dante AV-A feature.

Warranty Information

WyreStorm Technologies ProAV Corporation warrants that its products to be free from defects in material and workmanship under normal use for a period of five (5) years from the date of purchase. Refer to the Product Warranty page on wyrestorm.com for more details on our limited product warranty.

