



COMPACT HOME CINEMA

The **COMPACT HOME CINEMA** is an electric screen dedicated to the Home Theatre market and it is the right alternative to the Double Format or to the Compact Tensioned screens because high quality features mark it out like the other Home Theatre models.

And it has the same easy structure that identify professional screens.

A black drop on the of the projection surface allows to install this screen inside false ceilings and in rooms with high ceilings because, in this way, the surface of projection will be positioned out the right height.

The side black borders let perceive a brighter and sharper image.



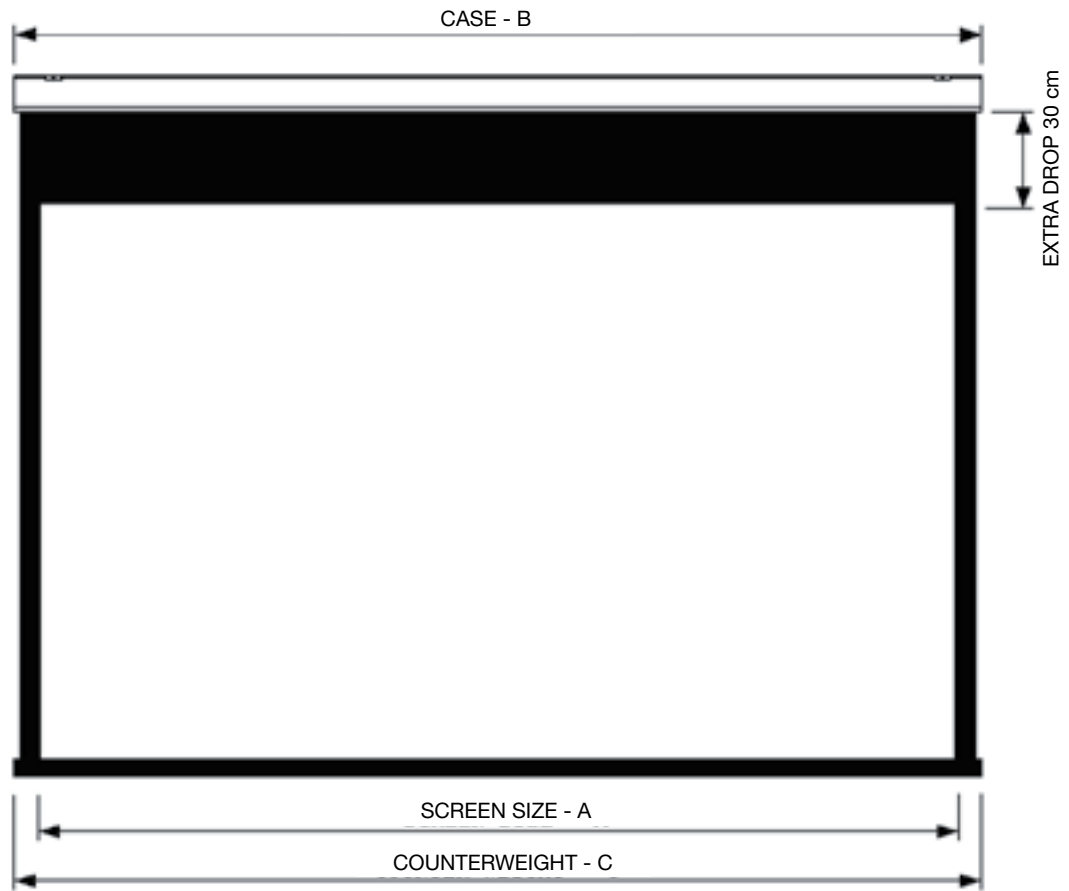
- Silent motor system provides a smooth and quiet operation
- Totally manufactured in aluminium
- Smart design and easy to install
- Housing dimensions: 94x112 mm.
- Housing painted with white epoxy powders (RAL 9010)
- Two universal mounting brackets either for ceiling or for wall
- Switcher on/off included
- Projection fabrics are flame-retardant - classification M1 and M2
- Side black borders of 5 cm., black drop of 30 cm. on the top and black counterweight 35 mm. high
- **AVAILABLE ACCESSORIES:** RF remote control with integrated or external receiver, False ceiling Trim Kit, Interface switch 12 Volt, Wall extension brackets

TECHNICAL SPECIFICATIONS

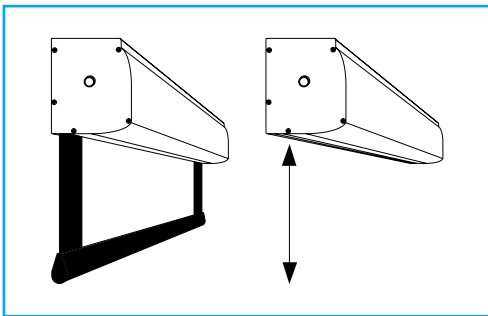
4:3 Ratio Viewing area (WxH)-(A)	16:9 Ratio Viewing area (WxH)-(A)	16:10 Ratio Viewing area (WxH)-(A)	Overall dimensions		Front protection surfaces	Approx. net weight
cm. 160x120 cm. 180x135 cm. 200x150 cm. 220x165 cm. 250x190 cm. 300x225	cm. 160x90 cm. 180x101 cm. 200x112 cm. 220x124 cm. 250x140 cm. 300x169	cm. 160x100 cm. 180x112 cm. 200x125 cm. 220x137 cm. 250x156 cm. 300x187	B cm. 179 B cm. 199 B cm. 219 B cm. 239 B cm. 269 B cm. 319	C cm. 173 C cm. 193 C cm. 213 C cm. 233 C cm. 263 C cm. 313	White gain 1.2 Matte White gain 1.2 Microperforated gain 1.1 Lumi-Grey gain 0.8 Cinesound gain 0.7	Kg. 15 Kg. 16 Kg. 17 Kg. 18 Kg. 19 Kg. 21

* Warranty: 5 years on the motor - 24 months on the other components

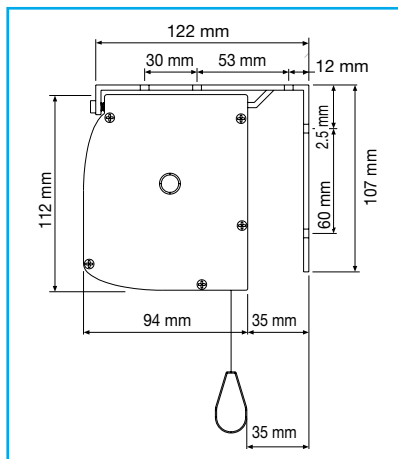
TECHNICAL SPECIFICATIONS



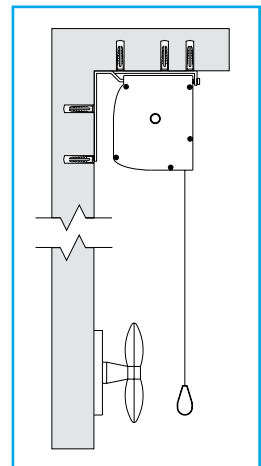
Concealing counterweight



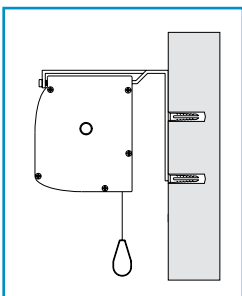
Cabinet dimensions



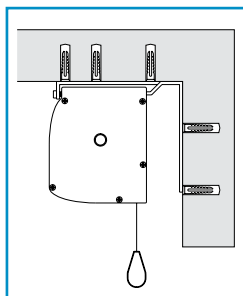
Cloth drops on the front side of the housing (optional)



Wall Mounting



Ceiling Mounting



Motor Characteristics

- Power: 6 Nm
- Speed: 17 rpm
- Power supply: 230V / 50 Hz
- Consumption: 137 W
- Certification: IMQ