

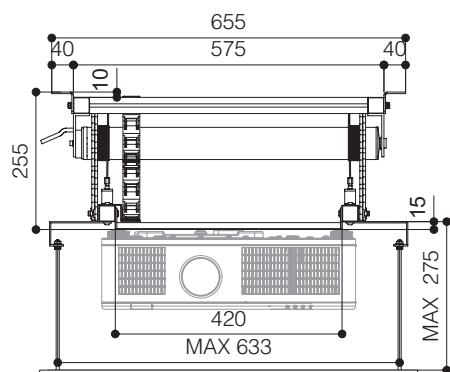
The **PROJECTOR LIFT SI-H L 200** is studied in order to support large and heavy video projectors up to 30 Kg. of weight. The SI-H L 200 is supplied with an extremely silent motor that allows a descent from a minimum of 25,5 cm. to a maximum extent of 197 cm.

Moreover it is supplied with extendable side brackets in order to allow an easy fixing of the panel of your false ceiling by adjustable threaded bars. The panel can be mounted under the projector, even if the projector is larger as the lift itself.

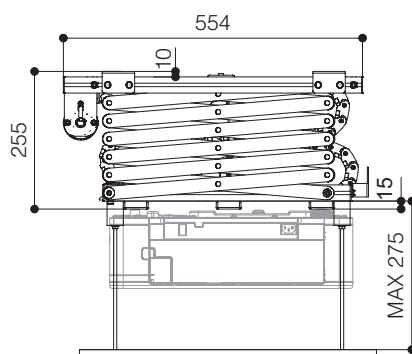
The lift SI-H L 200 is equipped with **safety screws** that prevent the lift to extend further to the preset end stop.

** Ceiling cover plate is **NOT** included*

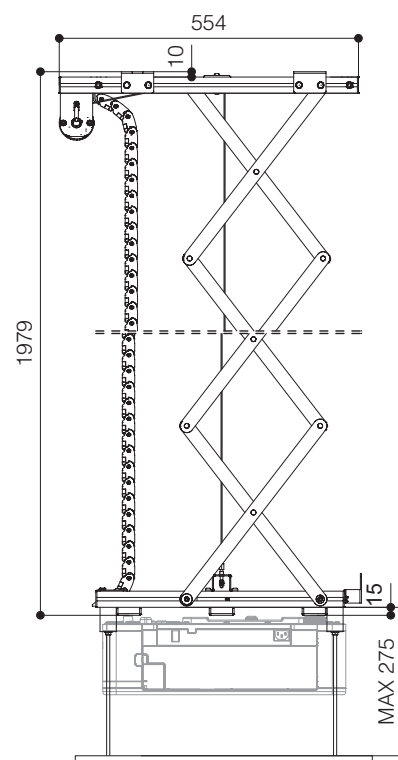
Frontal view closed



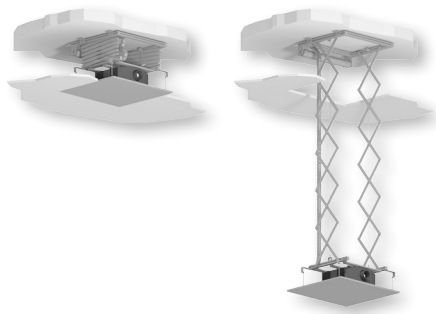
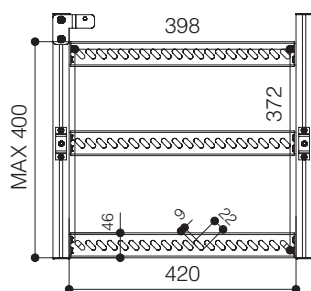
Side view closed



Side view open



Maximum size fixing points projector



Optionals:

- Ceiling tile holder (details p. 64)
- Kit RF remote control with external receiver (details p. 62)
- Interface switch 12 volt (details p. 63)
- Low voltage contact interface (details p. 62)

TECHNICAL SPECIFICATIONS

POWER SUPPLY	220-230V - 50HZ
MAXIMUM CONSUMPTION	184 W
TORQUE	20 Nm
MOTOR SPEED	17 rpm
MINIMUM DIMENSIONS LIFT CLOSED	575x255x554 (WxHxD in mm)
DIMENSIONS LIFT OPENED	575x1979x554 (WxHxD in mm)
MAXIMUM SIZE FIXING POINTS PROJECTOR	398x372 (WxD in mm)
MAXIMUM OVERALL SIZE OF PROJECTOR	570x600 (WxD in mm)
MAXIMUM LOAD	30 Kg
NET WEIGHT OF THE PROJECTOR LIFT	15 Kg
CABLE GATHERING SYSTEM	20x18 (WxH in mm)

Warranty: 5 years on the motor - 24 months on the other components

ENGINEERED LIKE NO OTHER SCREEN IN THE WORLD