

# televic

conference

## CoCon Discussion

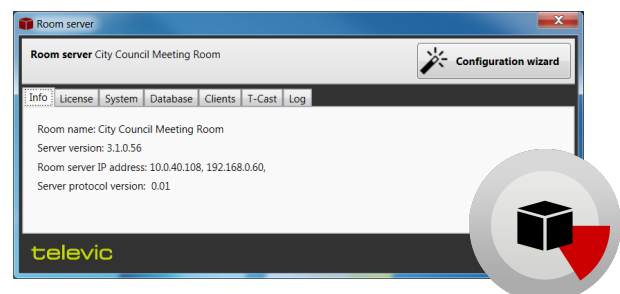
Room Server & Client Applications



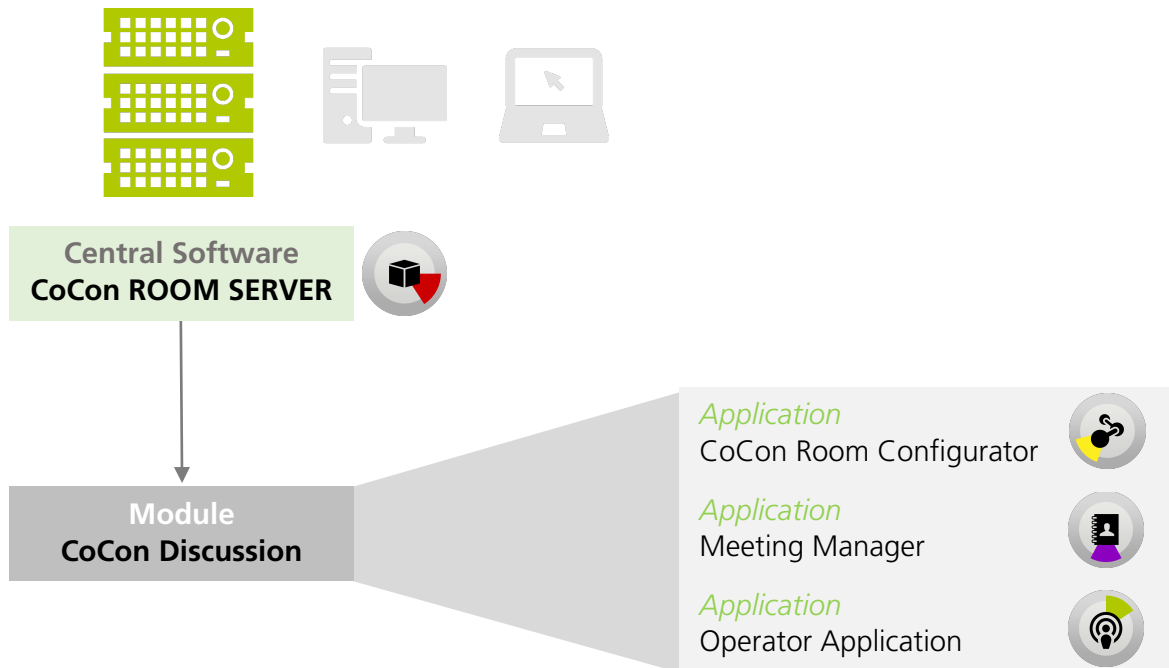
### Description

CoCon is a software suite for conference management & assistance, that opens up a host of options and configuration setting to control every aspect of the meeting experience. CoCon is connected to a central conference unit that controls a number of microphones and other conference equipment. The software interacts with the central conference unit to enable various functionalities and views on the conference. That is why CoCon is conceived as a client-server framework. The CoCon Discussion Module serves as the base of the suite and is needed to run other plugin modules.

### Room Server Application [Server-side]



The Room Server application is the beating heart of the CoCon environment. It is responsible for the communication with the central conference unit and is typically installed on a machine located in a server room. As a result, it enjoys the same power advantages as the central unit itself.



The server application allows connection to any type of Televic central conference unit and keeps track of the conference activity. It also permits you to connect to a database which allows you to store and load conference data.

The Room Server handles the following functions:

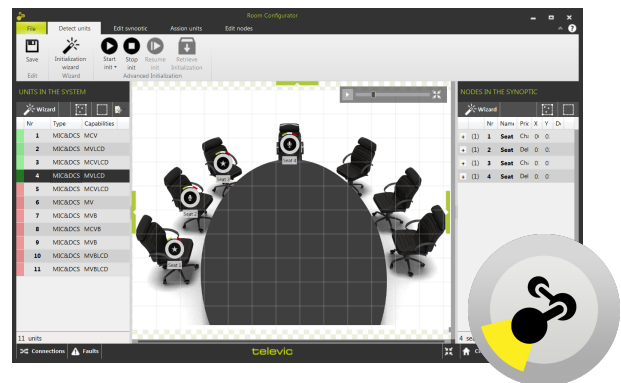
- Connection with the central conference unit or WCAP
- Connection either via RS232 or via TCP/IP Ethernet connection, depending on the type of Central Unit
- Database connectivity
- Connect with applications
- Third-party devices via API

### CoCon Discussion Module [Client-side]

The CoCon Discussion Module is the foundation that allows basic discussion functions on your conferencing environment. It can be installed on any client and is comprised of three applications:

1. Room Configurator
2. Meeting Manager
3. Operator Application

### Room Configurator [Client Application]



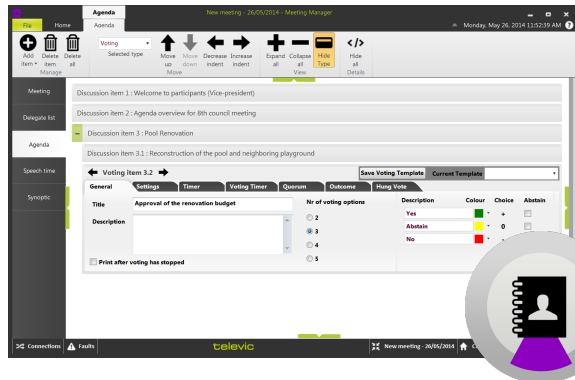
The Room Configurator is used to create and edit the room synoptic. A synoptic is a visual representation of the conference room setup. It can contain microphones, a background image, and more.

Room Configurator functionalities include

- Automatic and manual microphone initialization
- Synoptic room layout: the software provides a full editor to create a screen that replicates the layout of the room and represents the physical position of all microphones
- Designation of chairman/delegate

- Placement of the conference unit on the synoptic

### Meeting Manager [Client Application]



The Meeting Manager software allows the creation of a database containing all relevant information related to the participants to the meeting:

- Creating a meeting, including the title, time, conference settings, etc.
- Creation of a delegate database
- Defining timers for various concepts in the meeting (global or individual delegate speech time, group speech time, agenda item time, meeting time...)
- Detailed information per delegate
- Linking to a political party or group
- Assigning delegates to microphones
- Creation of an agenda with items (discussion, voting or lecturer)
- Preparing an agenda offline
- Creating voting templates with preset parameters
- Creating meeting templates for quick reuse

### Operator Application [Client Application]



The Operator Application is used to control and operate the conference system during the meeting. The user can see and manipulate microphone activity, have a clear view on the meeting synoptic, and define the interaction of the delegates. Functionalities include:

- Microphone activation control via the synoptic layout, microphone number list or delegate name (in combination with the Meeting Manager)
- Controlling the conference mode settings
- Speech time management
- Start/Stop or pause a meeting
- Advanced statistics overview of meeting agenda, delegates, and groups

## System Requirements

### Hardware Requirements

#### Room Server

- Processor: Intel i5 2 GHz or higher.
- RAM: minimum 4 GB
- Free disk space: minimum 10 GB
- Network connectivity: at least 100 MB/s

#### Client Applications

- Processor: Intel® Dual-Core 2 GHz or higher
- RAM: Minimum 4 GB.
- Recommended GPU: supporting DirectX 9.0 or better
- Free disk space: Minimum 10 GB
- Network connectivity: at least 100 MB/s

### Network requirements for Central Units connecting over TCP/IP:

- 
- Available bandwidth of at least 100 Mb/s for each CoCon Room server/Central Unit connection

**Software Requirements:**

- Windows 7
- Windows 8
- Windows 10

*Each PC installed with a CoCon component (any server or client application) requires the .Net Framework 4.5. This will be installed automatically when CoCon is being installed.*

All information copyright **Televic Conference**, 2015. Version 1.0, October 2015

—  
Leo Bekaertlaan 1 · 8870 Izegem · Belgium  
Tel. +32 51 30 30 45  
Fax +32 51 31 06 70  
E-mail: [conference@televic.com](mailto:conference@televic.com)  
Web: <http://www.televic-conference.com>  
*Televic reserves the right to change this document without notice.*