

Plixus Gateway



Description

The Plixus Gateway is part of Televic's Confero Cloud solution. The 19" rack-mountable device acts as a flexible and secure bridge between Cloud-based services and the conferencing installation in your premises. Once connected to the Confero Cloud platform, extra functionalities become available for your conferencing installation, such as meeting preparation (PLAN), automatic camera control (CAM) or remote participation (MEET).

The Plixus Gateway creates secure hybrid meetings with a near face-to-face experience.

Benefits

Secure traffic

The Plixus Gateway is connected to the Plixus engine on the one side, and to the Cloud on the other side. By controlling and securing the traffic in and out between the Internet and the conferencing room, the Plixus Gateway can transfer audio, video and conference data without you having to worry about security threats. It indeed embeds a TPM2.0 module (ISO/IEC 11889), an international standard enhancing the security of connected systems at a hardware level. Besides, the entire chain is encrypted via TLS (versions 1.2 and 1.3 are supported), which provides end-to-end encryption between the Plixus Gateway and the browser of the remote participants.

Worry-Free Configuration

The Plixus Gateway automatically authenticates itself to the Confero Cloud platform for configuration, from where

the updates are also automatically triggered. Moreover, it integrates easily in the Plixus architecture and is compatible with different types of central units. It can be connected to either Plixus AE-R, Plixus MME or Confidea WAP G4. A Confidea WAP G3 device can be connected to the Plixus Gateway in combination with either Plixus AE-R or Plixus MME.

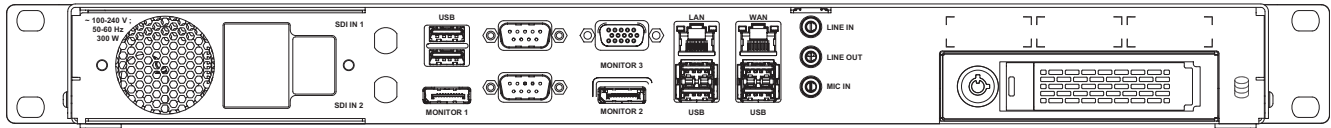
Video enabled

When used in combination with a Confero MEET license, the Plixus Gateway allows to capture video input from a T-CAM system or a third party camera tracking system in the room through the SDI port. Alternatively, simply add camera tracking functionality to your system by just adding a Confero CAM license. No additional hardware investment is required. Just connect the IP cameras on the same network. Besides, the signage output has the ability to display the active speaker(s), presentations, voting results and agenda topics on a monitor or projector through the DisplayPort.

Features

- » Can be connected to Plixus AE-R, Plixus MME, Confidea WAP G4.
- » Secure connectivity between Confero Cloud services and the conferencing room (transfer of audio, video and conference data)
- » Embeds TPM 2.0 international standard
- » TLS encrypted traffic
- » Automatic periodic updates
- » System management via the Confero Cloud platform

Connectivity



- » ON/OFF button
- » 2 Display ports
- » 2 SDI video port
- » 6 USB 2.0 ports
- » 2 DB9 ports
- » 1 VGA port
- » 1 WAN port
- » 1 LINE IN port 3.5 mm
- » 1 LINE OUT port 3.5 mm
- » 1 MIC IN port 3.5 mm

Browser Compatibility

Latest version of Google Chrome and Microsoft Edge only, as Confero relies on the WebRTC technology that is not supported by all browsers.

Requirements

- » DHCP server to provide an IP address to the WAN port

Accessories Included

- » 1 DisplayPort male-to-female HDMI adapter to connect a monitor to the Gateway via the Display port.
- » 2 Cinch-to-MiniJack cables

Certification

Region	Certification
Europe	CE

Specifications

Mechanical	
Mounting	19" rack
Case material	Steel
Case color	Black, RAL9011
Size (W x H x D)	482,6 x 44 x 286,5 mm
Size packed (W x H x D)	570 x 65 x 360 mm
Weight packed	6,300 g
Electrical	
Supply Voltage	90-264 VAC, 47-63 Hz
Consumption	Max 100 W
Networking Interface	
LAN port	Cannot be used
WAN port	10/100/1000 Mbps

Memory & Storage

Memory (RAM)	16 GB DDR4
Storage	128 GB SSD

Graphics

Display	1 x VGA 2 x DP++
---------	---------------------

Video Input

Input interfaces	5D / HD / 3G / 2K SDI x 2
Display port resolutions	3840 x 2160 / 30 Hz 1920 x 1200 / 60Hz 1920 x 1080 / 60Hz 1920 x 1080 / 50Hz 1600 x 900 / 60Hz

SDI port resolutions	1080p: 1080p60, 1080p59.94, 1080p50, 1080p30 1080p29.97, 1080p25 1080p24, 1080p23.976 20p: 720p60, 720p59.94, 720p50, 720p30, 720p29.97, 720p25, 720p24, 720p23.976 1080i: 1080i25, 1080i29.97, 1080i30
----------------------	--

LINE IN

Nominal input level	-10 dBv
Maximum input level	+10 dBv
Dynamic range	> 90 dB (A-weighting)
Frequency response	20-20,000 Hz

LINE OUT

Nominal output level	-10 dBv
Maximum output level	+10 dBv
Dynamic range	> 97 dB (A-weighting)
Frequency response	20-20,000 Hz
THD @ nominal level	< 0.1 %

Environment

Operation temperature	23 to 149°F / -5 to 65°C
Storage and transport temperature	-40 to 185°F / -40 to 85°C
Humidity	5 to 90 %

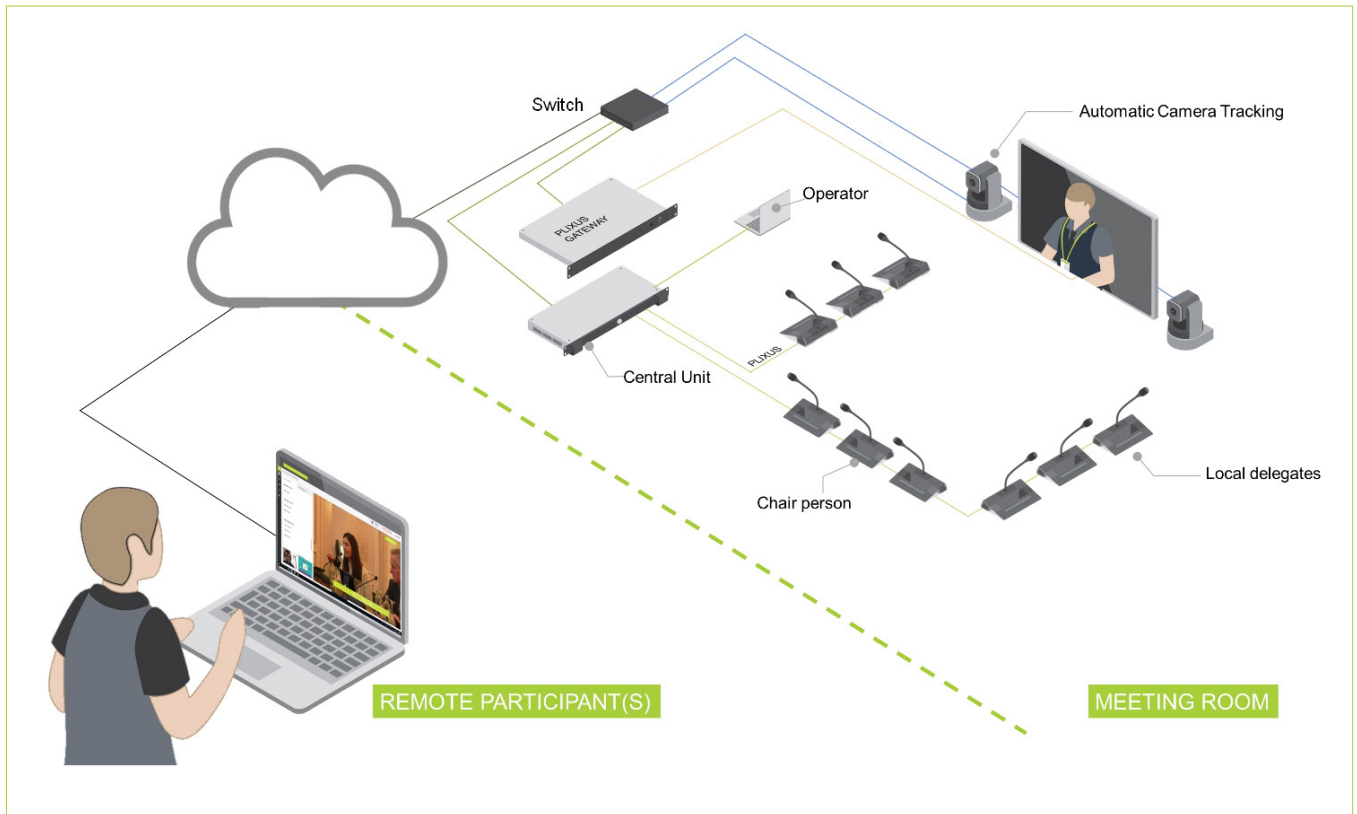
System

Processor	Intel Core i7-8700 (Max speed 4.6 GHz, TDP 65 W)
-----------	--

Security

TPM	dTPM 2.0
-----	----------

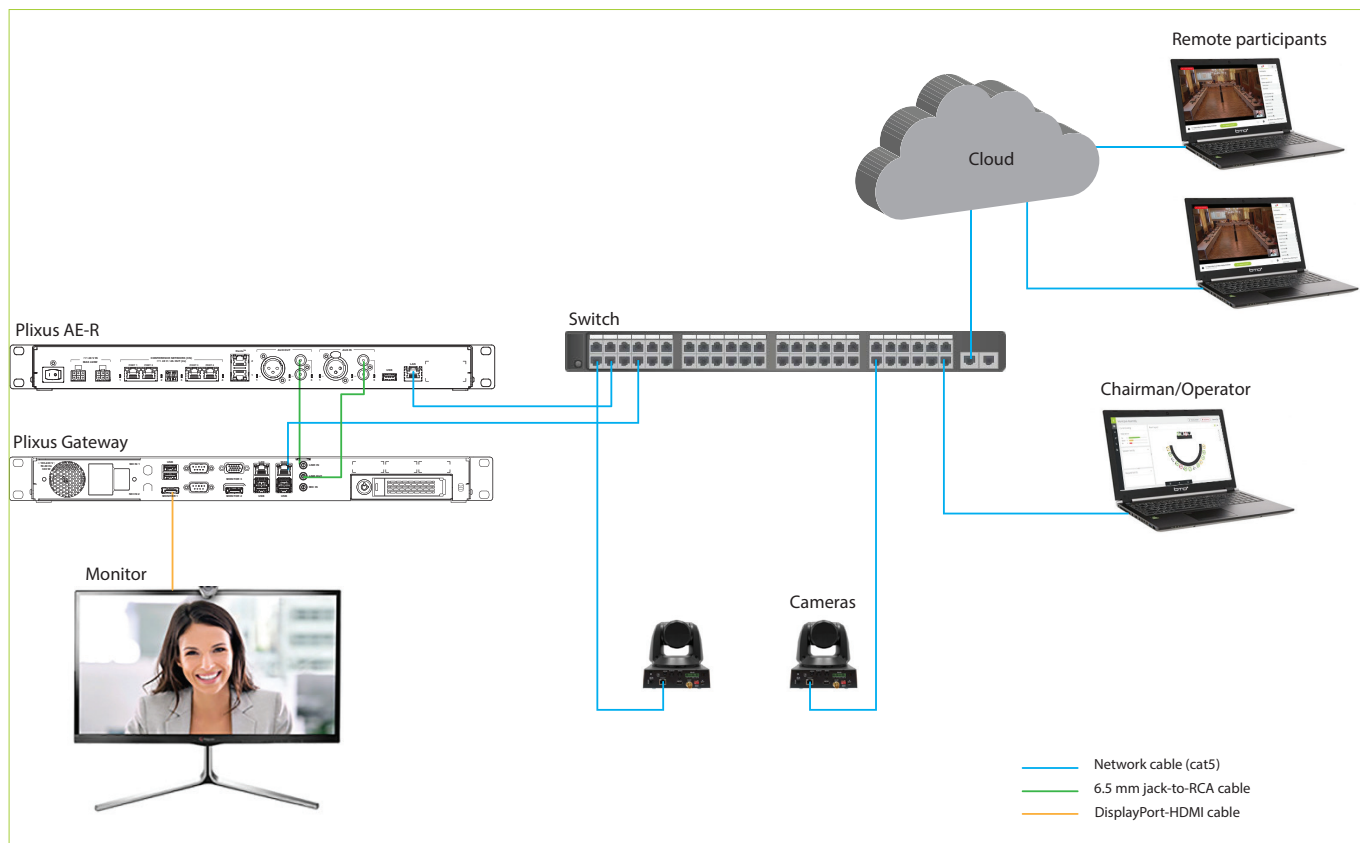
System Overview



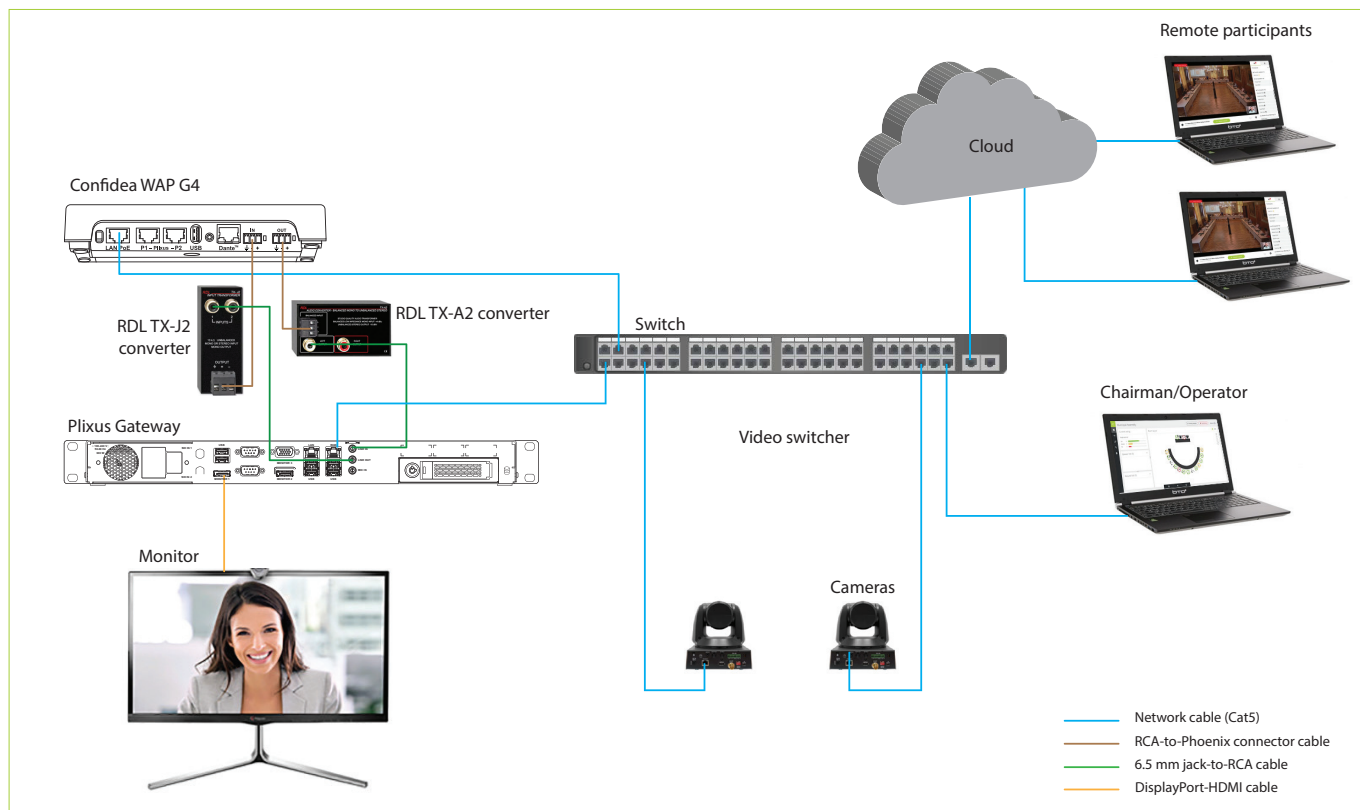
Typical Plixus Gateway setup where the gateway is connected to the Cloud, the Central Unit, the screen and the cameras

Connection Drawings

Connection of the Plixus Gateway to Plixus AE-R (*) (**)



Connection of the Plixus Gateway to Confidea WAP G4 (*) (**)




(*) In case SDI cameras are used, they should be connected to the SDI input 2 of the Plixus Gateway.

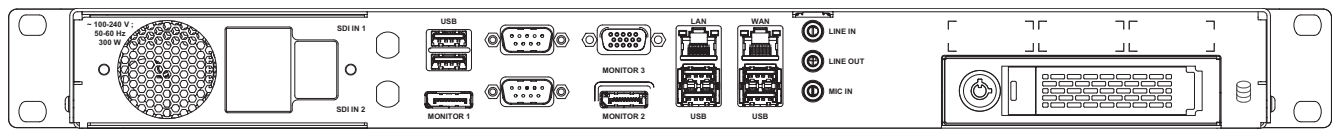
(**) In case you are using the T-CAM solution, a PC with the installed T-CAM software will need to be connected to the system. Please refer to the T-CAM manual for more information.

Technical Drawings

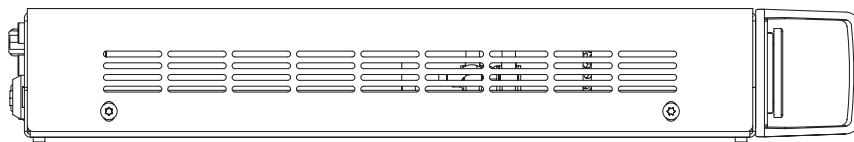
Front view



Rear view



Side view



Top view

