PROJECTA®
REFLECTING YOUR VISION

é® SISTEMAS
VISUAL COMMUNICATION SOLUTIONS
MULTIMEDIA PRODUCTS

PROJECTION SCREENS
2018 CATALOGUE

A brand of legrand®

A message from **Projecta**

In an ever-changing projector market, we work hard to provide projection surfaces that are up for the challenge. Did you know that most projection surfaces have a strong influence on the quality of the projection? The material that reflects the projection can have a positive impact on detail, color and contrast. The innovations that you will see at Projecta this year, and have seen the previous years, are all focused on making sure you have a projection screen that can match the capacity of current and future projectors.

In the new catalogue, you can find more information on high resolution projection and how to select the right material for your installation. A new surface in our award-winning HD Progressive line for high resolution projection gives another option to get the very best result. HD Progressive 1.1 Contrast is a new option for installations where additional contrast is required and will replace High Contrast Cinema Vision. Another innovation is our ambient light rejecting surface Parallax, which is now available in motorized form. This opens a lot of installation possibilities where professional quality ALR was not possible before.

The past year we have made many improvements to our website, to make navigation and finding product-info even easier. You will also find our partner brands on the Milestone site, including Chief, Vaddio and Da-Lite. This means one account, one invoice and one website for all your information. Features include enhanced browsing with search and filtering options, product comparisons, drawings, photos, case studies and videos.

Beyond product innovations, we've had another big change in 2017. Projecta and the other Milestone AV Technologies brands were acquired by Legrand, the global specialist in electrical and digital building infrastructures. This acquisition grows the number of innovative AV products offered under one umbrella with industry leading brands. We look forward to finding new ways to work together to provide the solutions you need.

As always, I hope that all the improvements and additions found in this catalogue will help you with your projection screen projects. And, if you have good ideas for us on how we can help you better – let us know.

Jan **Mergen**
Vice-President
Sales & Marketing EMEA Commercial

A new milestone for **Projecta**

The new website's expanded functionality is designed to better serve you. This is the result of an extensive, two-year customer engagement process to help become the easiest partners to work with.

The new site provides one place to specify, configure, price, order and track. When customers log in, they will be notified immediately of any issues with an order, what the issue is and how it is being resolved. Customers will be able to find out their product status – pricing, availability and more.

milestone.com

New products for 2018 1
Milestone AV Technologies 2
About Projecta 3
Manufacturing projection screens **4**
Projecta Academy 6
Why you need a projection screen 6
Sizing a projection screen to the room 7
Defining image quality 8
Benefits of tab-tensioned surfaces 10
HD Progressive for high resolution 11
Selecting the right projection surface 12
When is a projection surface suitable for 4K and 8K projection? 14
Screen surfaces - high resolution 16
Screen surfaces - standard resolution 17
Easy Install mounting and connectivity 20
Pre-installation options 21
Custom solutions 22
PROJECTA 24
Ceiling Recessed Projection Screens 24
Wall and Ceiling Mounted Screens 30
Larger Installation Projection Screens 36
Fixed Frame Projection Screens 46
Dry Erase Projection Screens 52
Manual Wall and Ceiling Mounted Screens 56
Portable and Tripod Projection Screens 60
Accessories 62
AV Furnitures 68
DA-LITE 72
Large Venue Projection Screens 74
Fixed Frame Projection Screens 78
Rear Projection Screens 80
INDEX OF ALL CHARTS 83
Glossary 107

DescenderPro

The Projecta Descender went back to the drawing board to make this ceiling-recessed projection screen even better and easier! With customer-feedback we redesigned and improved what could be better and kept what was already good. The result - the DescenderPro.

New features include:
- Roller with projection surface clicks into place
- Clean finish without gaps with a new closure panel
- New direct mounting-option in addition to 2-step installation
- Various mounting positions on the cast for more flexibility
- Available up to 400 cm wide in small case design
- 5 year warranty

We are rolling with PARALLAX

Parallax 0.8 ALR is now available in the Tensioned Elpro Concept and Tensioned DescenderPro. Parallax is a projection technology that features an advanced optical lens system that rejects light, rather than only diffusing light. Up till now, this ALR material was only available in a fixed frame projection screen, but now it can also be selected as a surface option in the two most popular motorized screens.

Parallax is made up of multiple micro-layers to achieve its light blocking properties and superior viewing angles. Each micro-layer has a function in creating the brightly lit display. Layers that are black boost contrast and absorb ambient light from the sides, while a specially shaped layer blocks light from above.

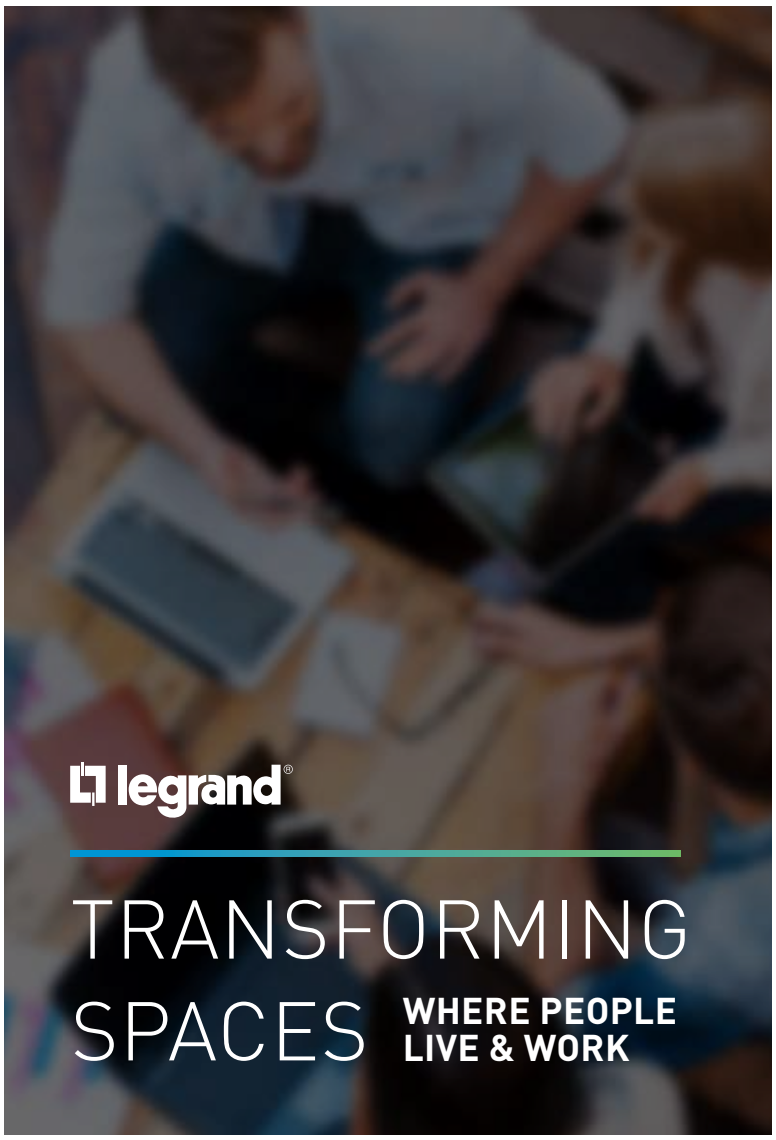

Legrand is the global specialist in electrical and digital building infrastructures. Its comprehensive offering of solutions for commercial, industrial and residential markets makes it a benchmark for customers worldwide. In the AV space, Legrand offers an extended portfolio of branded audiovisual products including flat panel mounting solutions, projector mounts, projection screens, equipment racks, PTZ cameras and furniture for AV markets. Its innovative products are sold under the Chief, Da-Lite, Middle Atlantic, Projecta, Vaddio and Sanus brand names. All brands work together to provide a breadth of product, strength of longevity, and advantage of superior customer service and support.

CHIEF

Chief focuses on commercial AV flat panel and projector mounts. Home Theater, Workstation and Custom Display Solutions are also part of the Chief product offering. Known in the industry for high quality mounts with both Custom and Universal options, as well as an extensive accessories line, Chief is focused on professional installers worldwide.

DA-LITE

For over 100 years, Da-Lite has been designing, manufacturing and marketing the most comprehensive line of projection screens in the world. Today, we offer our widest selection ever of proprietary projection screen fabrics and materials in our history.

PROJECTA

Projecta is Europe's leading manufacturer of high quality projection screens. We design, develop and build an extensive range of projection screens in the largest projection screen manufacturing facility in Europe, located in Weert, the Netherlands. Founded in 1952, we have over 65 years of experience, and over time we have groawn to become your trusted source for projection screen solutions.

vaddio

Vaddio manufactures professional quality PTZ cameras, Pro AV solutions and a full suite of Unified Communication and Collaboration systems. Combining enterprise class performance and industry leading support, Vaddio products enhance any AV experience by elevating the science of communication.

Made in The Netherlands since 1952

Projecta projection screens have been manufactured from high quality materials in the Netherlands since 1952. The Projecta facility in Weert is the largest manufacturing facility for projection screens in Europe. We build our projection screens from start to finish, so we can monitor the quality in every step. Each product is individually checked by a Projecta employee. Projecta products are marked with a Personal Quality Check (PQC) sticker after they have been approved during final inspection. Projecta's products comply with the most stringent European quality and safety requirements. The Projecta products are CE-labelled and are built under ISO 9001:2000 certification.

Future focused technology and innovations

Projecta keeps track of what's going in the AV market and develops projection solutions that match current and future projector technologies. The engineering of the HD Progressive line of projection surfaces is a great example of this. The features of these projection surfaces are developed to match the specific requirements of high resolution projection, like preventing microscopic variances in the base material for pixel preservation. The Projecta Dry Erase Screens also matches the latest technology for projection with touch interaction and Ultra Short Throw projection.

World-class customer service and project support

The multi-lingual Projecta field and inside sales teams are trained to support your project. We can assist with making the right choice for a projection screen that matches the projector capabilities for the optimal end result. Our customer service team will reply quickly and accurately to your questions and quote requests every day. Use the extensive features of Milestone.com for product details and to track your orders.

Extensive and quick customisation

Projecta projection screens are built to order from start to finish in-house to ensure a high level of flexibility. When your order comes in, we almost instantly start the production of your projection screen, and customizing can be done just as quick. Because of this, we are able to design and manufacture custom projection screens to match every challenging project.

Environmental responsibility

Projecta projection screens are manufactured in Europe's only ISO 14001 projection screen factory. Environmental sustainability is a priority to our business and a commitment to the communities where we live and work. Projecta pursued and attained ISO 14001 certification to ensure that sustainability is a continuous part of the company's future. ISO 14001 is the international specification for an environmental conscious management system and helps to identify, prioritize and manage environmentally risk on a daily and continuous basis.

Almost every projection surfaces used in our projection screens complies with the standards of the Greenguard® Environmental Institute. The Greenguard® Indoor Air Quality Certification certified these projection surfaces for the Greenguard® Children and Schools program. The Greenguard Environmental Institute aims to protect human health and improve quality of life by enhancing indoor air quality and reducing people's exposure to chemicals and other pollutants.

Delivery consistency and quick lead-times

In Europe's largest projection screen facility the entire lay-out is designed to ensure a smooth and quick process of building your projection screen. Thanks to this continuous effort by our operations team, Projecta can manufacture the projection screens you order

From start **to finish**

[1] At the largest manufacturing facility for projection screens in Europe, we build our products from start to finish so we can monitor the quality in every step. At our metal workshop, we form raw metal as a sturdy casing for projection screens.

[2] Metal is folded into the right shape.

[3] In our powder coating department, a special textured coating is applied to prevent unwanted reflection.

[4] Projection surfaces are cut to the right size by our specialists.

[5] Borders and black drops are added to the projection surface with great attention.

[6] All components are combined and assembled. After assembly, factory settings are finalised to each product for the optimal result. Every product is then subjected to a series of checks and tests.

[7] Each product is individually checked by a Quality Engineer. Projecta products are marked with a Personal Quality Check (PQC) sticker after they have been approved during final inspection.

[8] High quality packaging is used to prepare the product for shipment and storage.

Why you need a projection screen

Projection screens are the final element in the chain of audio visual installation projects. They are necessary to achieve the highest quality projected image. Projection on another surface or material will give some sort of image, but it will never provide the bright and uniform reflection a projection screen guarantees. Our projection screens are available with a wide choice of projection surfaces.

Each projection surface has its own features that improve or retain the projected image to specifically deal with the various projection challenges. Projection surfaces have a reflective coating which will direct the projected light towards the audience and ensure an even distribution of light. This makes selecting the correct projection surface an essential part of planning an audio visual installation.

Projection screens in the current AV market

Flat panel displays are a popular choice in meeting rooms nowadays and have replaced many of the smaller sized projection screens. Projection screens however will offer a seamless viewing area in much larger sizes and that matters if it is important that the audience can see the required detail in the content. If you use the calculation of the next page, you will see that in rooms deeper than 5 meters a flat panel display will be too small for the viewers in the back of the room. Besides meeting room applications, projection screen installations offer large to extremely large viewing areas for auditoriums, conference halls and special applications as simulation.

A projection screen ensures the following essential results:

A flat surface for image projection
A projection screen will give a flat and dedicated area for reflecting the projected image toward the audience without effecting the content. This is vital to achieve a focused and detailed projected image.

A large image size
With projection you can achieve very large sizes for very large audiences, and we produce projection screens to match the impressive capabilities of the most sophisticated projectors.

A uniform image
An even distribution of light on a projection screen is known as "good uniformity" in projection terminology. Uniformity is essential for an even image with a wide viewing angle in the desired direction.

Sizing a projection screen to the room

Choosing the correct projection screen is of great importance. The purpose of the projection screen is twofold: to display the visual information without loss of image quality and to direct the projected light towards the audience. Both requirements must be satisfied in order to ensure optimum perception of the projected image. If you want everyone in the room to see what is on the screen, make sure you use the right size projection screen.

This is necessary to ensure everyone can see the detail of the projection. The use of high resolution projectors in most applications creates quality images with great detail. This higher resolution also implies smaller font text and images which has its effect on the correct choice of projection screen size. The InfoComm International standard therefore recommends the following rules to determine the correct size of the projection screen:

16:10 WIDE and 16:9 HDTV aspect ratios

You can calculate the diagonal of the projection screen that will match your situation by dividing the room depth by two.



Room depth Diagonal size

You should also consider:

Ceiling height

Take the ceiling height into account in your calculation as this is often a limiting factor.

Comfortable viewing height

For professional and educational applications the distance between the floor and the viewing area of a projection screen should be approximately 125 cm to make sure those sitting in the rear of the audience can see the projection. Depending on the height of the ceiling, this may require additional black drop if the projection screen is ceiling mounted. For home entertainment applications this distance should be between 60 and 90 cm.

Comfortable viewing distance

For professional and educational applications the first row of seats should be approximately 1.5 screen heights away.
For home entertainment applications the first row of seats should be approximately 2 screen heights away.

Always consider the most demanding usage of your projection when determining the size although a flat panel display may seem a good option for a smaller size presentation area, in most cases these are actually too small. If the rules of thumb are applied often a larger projection screen should be specified to make sure the audience can see the necessary level of detail comfortably.

Defining **image quality**

The ultimate purpose of a projection screen is to ensure that the quality of the projected image is reflected toward the audience while maintaining or even improving the projection in brightness or contrast. There are several factors which determine the perceived quality and which should be taken into account when selecting a particular projection screen and projection surface. All these factors play an important role and need to be tuned to each other to create the optimum projection.

Ambient Light

Ambient light is the amount of unwanted light in a room that can affect the projection in a negative way. Ambient light can come from windows or from room lighting. Ambient light on a projection screen causes a less bright image. This can be countered by using window blinds to darken the room, using a projector with a stronger light output or using a projection surface with a higher gain. However, a higher projector output will only give a boost to the white levels in your projection, while ambient light washes out the black levels and brings down the necessary contrast needed to see detail. An Ambient Light Rejecting projection material physically blocks the effect of ambient light on a projection surface while enhancing the contrast of the projected light. Such a projection solution allows projection installations in environments where before projection was not an option.

Projector Characteristics

Output (ANSI-lumen)
The brightness of a projector is measured in ANSI-Lumen. The higher the number of ANSI-Lumen, the brighter the projected image and the more it can compensate for ambient light. Please note that a too bright image is not pleasant to look at for a longer period of time.

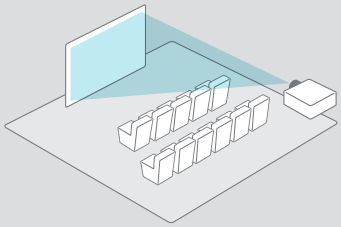

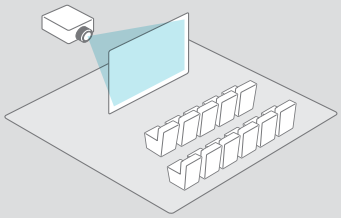

Projector position
A projector can be placed in front of or behind a projection screen. The projector can also be mounted on the ceiling or placed at table height. A projection surface has a specifically designed coating that handles the light that hits it, which makes it necessary to pay attention to your choice of projection surface type.

Lens-type
The specific lens of a projector determines the distance between the projector and the projection screen, which is the throw distance. If a short throw or ultra short throw lens is being used it is important to use a tensioned projection surface. Using a short throw or ultra short throw lens decreases the distance between the projector and the projection screen. This however also creates a situation where the projected light reaches the projection surface at an extreme angle, which is why we recommend using a tensioned projection surface to avoid distortion of the image.

Gain

Gain is a measure of reflection performance. Gain is related to a universal reference standard: Magnesium Carbonate ($MgCO_3$). Rather than absorbing light, $MgCO_3$ reflects projected light back with perfect evenness. Matte White, with a measured gain of 1.0, is the standard brightness for a projection screen surface.

LUX

The perceived amount of light that is reflected by the projection screen is expressed in LUX. The optimum image quality and readability is achieved when the projector's light output, the size of the projection screen and the gain characteristic of the screen surface are all appropriately matched to each other.

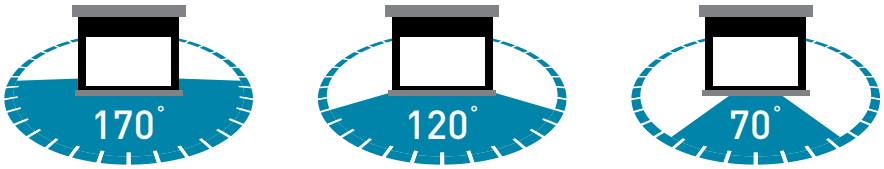

Viewing Angle

The viewing angle of a projection screen surface indicates the maximum angle at which the projected image is still clearly visible. The brightness of the image decreases as the viewing angle increases in relation to the axis of the image. The maximum viewing angle is the point at which the viewer perceives less than 50% of the luminous intensity of the image. This limit is the commonly accepted standard for image quality.

Borders

Black borders surrounding the projection area on a projection surface increase the perceived contrast of the projected image. Because Projecta's objective is to satisfy the highest display image quality standards, all of our projection screens are supplied with black borders where this is technically feasible. Another benefit of borders on a projection screen is to facilitate projector alignment.

Screen flatness

affects the resolution in your projection

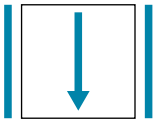

Non-tensioned screens are only supported vertically, potentially causing waves or ripples in the projected image.

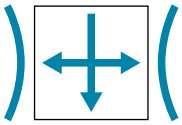

Tensioned screens are supported both vertically and horizontally, creating a uniformly flat projected image.

The benefits of using a tensioned projection surface:

Always a guaranteed flat projection surface

The tab-tensioning system will keep the projection surface under a constant tensioning for a perfectly flat viewing area.
A flat projection surface will get the most out of your projector, making sure no pixels get lost or deformed. If detail is important a perfectly flat projection area is vital.

A smoother surface

Non-tensioned fiberglass surfaces have a visible coarse texture that creates noise in the projected image and greatly reduces the image quality. The vinyl projection surfaces used in tab-tensioned projection screens are smoother and preserve the image quality much better making it suitable for high resolution projectors.

A longer life cycle

Changes in temperature and humidity
A tensioned projection surface can withstand changes in temperature and humidity better than a non-tensioned surface.
Resilience
The resilience of the tensioned materials will result in an even longer life cycle of the product.

With HD resolution especially, only a tensioned screen should be specified. A tensioned screen will show the flattest and most pleasing image quality from a projector. Fiberglass surfaces are non-tensioned materials used for basic manual and electric type screens and cannot reproduce an HD quality resolution because the material is only tensioned vertically, potentially elongating and warping individual pixels in the projected image.

Additional features:

Slim-Tabs
A lower profile, stronger tab design to keep the screen perfectly tensioned.
Tensioning mechanism
On the slat bar a preset adjustable mechanism is available to adjust screen tensioning.

HD Progressive
for high resolution

Every projected image will look better on an **HD Progressive** surface

Color fidelity – Image uniformity – Pixel preservation
The best surface for HD, 4K and Ultra HD projection

HD Progressive Screen Surfaces

The chemical formula for our HD Progressive line of projection surfaces is designed to perfectly reflect and preserve the image being projected.

As projection advances the surface becomes more important. We research the science of surface with an in-house team of dedicated chemists. By studying the physics of light and experimenting with the science of surface we've discovered a better way. Behind each surface is a proprietary, environmentally friendly chemical formula. This means there is a better surface for your image.

Color Fidelity

We hold ourselves to the highest standard when it comes to color fidelity. All of our surfaces are individually tested and color measured to ensure each surface will preserve the true color of the projector.



Image Uniformity

It is imperative that the surface reflects light in a manner that maintains the uniformity of the image being projected. HD Progressive ensures an even distribution of projected light for a perfect image.

Surface Granularity

The clarity of an image is in the microscopic details.
Our vinyl technology ensures a premium surface,
free of microscopic dips or grooves, so that every pixel is preserved.

When you look closely at a projection screen surface, many surfaces look like varying grains of sandpaper and others have microscopic variations on the surface. This causes pixel loss and "noise" in the image because the surface isn't able to perfectly reflect the projected image. As projection resolution advances, pixel preservation becomes much more important to preserve the clarity of your image.

The chemistry behind a HD Progressive surface is formulated to create a surface free of microscopic variances allowing the screen to essentially disappear. The result is brilliant light, vibrant color and the best surface for HD, 4K and Ultra HD projection.

HD Progressive surfaces are available in:

Tensioned DescenderPro 26

Tensioned Elpro Concept 32

Extensa 39

Tensioned Descender Large Electrol 40

Tensioned Elpro Large Electrol 42

HomeScreen Deluxe 50

FullVision 51

Selecting the right projection surface

Make sure all components and variables of the entire installation are tuned to each other to create an end result the audience can comfortably watch with the necessary detail. Follow these steps to ensure your projection has the right size, the right brightness and has a projection surface capable of the quality of the used projector.

1. Match projector and resolution

Check the resolution of the projector you are planning to use and match this with a range of projection surfaces. Not every projection surface is capable of maintaining the quality of a projector.

Resolution	Pixels	Aspect ratio	Suggested projection surface		Front projection		Rear projection
XGA	1024 x 768	4:3	Fiberglass	Standard Resolution	Matte White High Contrast Datalux	- color neutral - addititional contrast - additional reflectivity	Retrotex
HD 720p	1280 x 720	16:9					
WXGA	1280 x 800	16:10					
WXGA+	1440 x 900	16:10	Vinyl (tensioned)	Standard Resolution	Matte White	- color neutral	Da-Tex Dual Vision Ultra Wide Angle
HD+	1600 x 900	16:9					
WSXGA+	1680 x 1050	16:10					
HD 1080p	1920 x 1080	16:9	Vinyl (tensioned)	High Resolution recommended	HD Progressive		Dual Vision Ultra Wide Angle
WUXGA	1920 x 1200	16:10					
WQHD (2K)	2560 x 1440	16:9	Vinyl (tensioned)	High Resolution necessary	HD Progressive		Dual Vision Ultra Wide Angle
WQXGA (2K)	2560 x 1600	16:10					
4K	4096 x 2160	Custom					

Please note: Projecta strongly advises to always select a tensioned projection surface or Dry Erase Screen when an ultra short throw lens is used, to avoid image distortion caused by the extreme angle.

2. Determine the size of your projection screen

Make sure a size of screen is used that allows everyone in the room to comfortably read what is on the screen. You can calculate the diagonal of the projection screen that will match your situation by dividing the room depth by two. This calculation can be used for 16:10 and 16:9 aspect ratios.

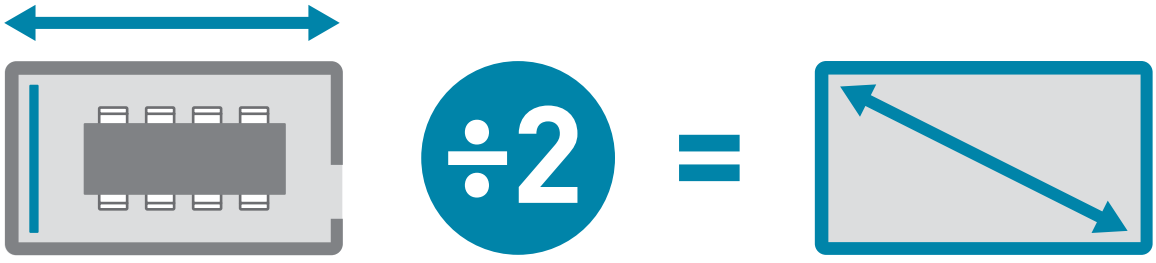

Room depth **Diagonal size**

3. Make sure your projection is bright enough

Use the LUX formula to determine if your projection will be bright enough for the room conditions. The brightness on the screen is influenced by the projector output (ANSI-Lumen), size of the projected area and the chosen screen gain.

LUX calculation

$$\text{LUX} = \frac{\text{Projector ANSI Lumen}}{\text{Screen surface area in m}^2} \times \text{gain}$$

Brightness scale

Room conditions	LUX
all lights and windows	1100
all lights	850
most lights	650
dim lights	450
dark	200

Please note: To avoid the chance of speckling with laser projection, we recommend a projection surface with a gain below 1.0 - make sure the size and output of the projector accomodate this lower gain to reach the required brightness.

Example

Room: Most lights on during projection
Projector: 4000 Lumen
Screen size: 193 x 310 cm (5.98 m2)
Screen Surface: HD Progressive 0.9

Calculation

$$\frac{\text{4000 ANSI Lumen}}{\text{5.98 m}^2} \times 0.9 = 602 \text{ LUX}$$

Recommended solution

For a room with most lights on we recommend an outcome of at least 650 LUX. The result of this situation will not be bright enough for the room conditions. Update your installation by making one of these changes:

- higher output projector
- smaller screen size
- **higher gain screen**

HD Progressive 1.1 →

$$\frac{\text{4000 ANSI Lumen}}{\text{5.98 m}^2} \times 1.1 = \textbf{735 LUX}$$

4. Consider the contrast in your projection

Ambient Light Rejection - Too much light in a room will interfere with the projected light and decrease the contrast in the image.

A projector cannot project 'black' and because of this, the darkest parts in the projection is created by shadows or the lack of light. If there is a lot of ambient light in a room, this shadow will be brighter and visually closer to the brightest white in the projection, decreasing contrast and detail. This situation cannot be solved by a brighter projector or a higher gain screen material, but only be using a projection surface that blocks the unwanted light and only accepts the projected light - Parallax.

Parallax is a projection technology that features an advanced optical lens system that rejects light. Parallax is made up of multiple micro-layers to achieve light blocking properties and superior viewing angles.

PARALLAX

When is a projection surface **suitable for 4K and 8K** projection?

Here's something to think about - using a material that is not suitable for 4K projection will cause a distorted image and pixel loss. When you are planning a project that has 4K projection, it is vital to consider the projection material to use and here is why.

A 4K image has a very high pixel density with 4096 pixels horizontally and 2160 vertically. The size of a pixel has become so small that the texture of a projection material will have an actual effect on what the viewer is seeing as a result. Have you ever felt the projection surface of a projection screen? If it was non-tensioned, it likely was a fiberglass or woven material that feels like coarse sandpaper. This was never an issue with older, lower-resolution projectors, as the pixels were big enough to cover these bumps and dips. With current projectors, the resolution uses smaller pixels, which can get deformed or lost in the structure of the surface. These bumps and grooves on projection materials cause pixels to be distorted or lost and have an effect on the image quality and visible detail on a larger scale.

Let's take a look at popular projection materials and see if they are suitable for high resolution projection.

WOVEN MATERIAL

As a woven material is very coarse and uneven, every pixel will be distorted.

NOT SUITABLE FOR 4K PROJECTION

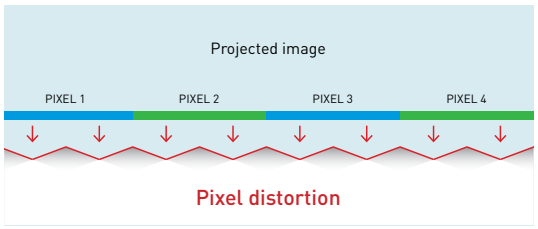

FIBERGLASS

As a fiberglass based material has clearly visible texture, every other pixel will be distorted or lost.

NOT SUITABLE FOR 4K PROJECTION

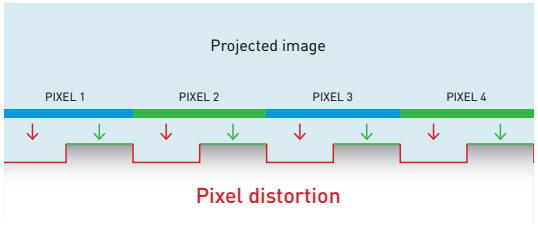

4K SUITABLE

HD PROGRESSIVE

HD Progressive has the smoothest surface on the market. It's free of microscopic dips or grooves to retain all vital projection capabilities. On such a smooth surface, even the tiny pixels of 4K or 8K projection will remain visible and no detail is lost.

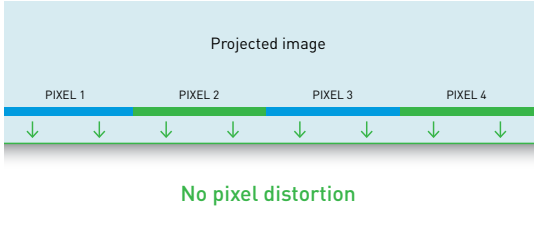

For 4K projection, or any other high resolution projection, a surface is needed that is as smooth as possible to avoid pixel distortion and the very best image quality. If you invest in a projector that is capable of great detail, you do not want the projection surface to degrade the image quality. HD Progressive is the only option for high-resolution projectors and actually makes every pixel count.

Getting the very best image quality

The goal of any project that has a 4K projector is obviously to get fantastic image quality. Besides preserving pixels for the best detail, there are other important aspects to get the very best result – uniformity and color fidelity.

Color fidelity

Every material you project on will have some sort of color-shift, which will change the color that is carefully formed in the engine of the projector to a slightly different tint. A standard Matte White material will, for instance, shift the color slightly toward blue. The chemistry behind an HD progressive projection coating is formulated to reproduce exact colors in projection. All of our HD Progressive surfaces are individually tested and color measured to ensure each surface will preserve the true color of the projector.

Uniformity

A very important part of projection is uniformity, or how evenly the light is spread over the image. If the light is not evenly dispersed over the entire surface, but bundled in the center, information in the corners can be dim and hard to see or read. This is a common issue with higher gain surfaces or when poor projection materials are used. HD Progressive ensures an even distribution of projected light for a perfect image and unrivalled uniformity. The even light distribution within the image may even make it hard to notice that you are watching a projected image. With HD Progressive you get great uniformity. The projected light will look evenly bright on any space of the projection screen to create a well-illuminated and detailed image for the audience.

Projection screen size and 4K/ UHD

A true 4K resolution has a pixel ratio of 4096 horizontal and 2160 pixels vertical (approximately a 1.9:1 aspect ratio). Ultra HD (UHD) is a resolution of 3840 pixels horizontal and 2160 pixels vertical with an exact 16:9 aspect ratio and is often used in televisions and displays. Many suppliers market their UHD products as 4K and this can create confusion. So keep in mind that a custom screen size in 4K ratio is needed for the projected image to perfectly fit the projection screen.

4K

UHD / 16:9

HD Progressive
projection surfaces

The chemistry behind a HD Progressive surface is formulated to create a surface free of microscopic variances allowing the screen to essentially disappear. The result is brilliant light, vibrant color and the best surface for HD, 4K and Ultra HD projection.

Tensioned Projection Surfaces for High Resolution Front Projection

Gain: 0.6
Viewing Angle: 170°

HD Progressive 0.6
Ideal for high output projectors or applications where projector brightness and screen size require low gain, the gray surface compensates for a brightly lit environment so that image contrast is preserved. In low ambient light, HD Progressive 0.6 provides deep contrast for a rich enhanced image, and is typically used with video. Seamless in any width up to 488 cm in height.

Gain: 1.1
Viewing angle: 170°

HD Progressive 1.1
Ideal for applications where projector brightness and screen size require an increase in gain, the white surface offers true color reproduction and fidelity. Seamless in any width up to 488 cm in height.

Gain: 0.9
Viewing Angle: 170°

HD Progressive 0.9
Ideal for moderate to high output projectors, the light gray surface achieves a perfect balance between color reproduction and image contrast. Seamless in any width up to 488 cm in height.

Gain: 1.3
Viewing Angle: 150°

HD Progressive 1.3
Ideal for applications where projector brightness and screen size require an increase in gain, the purest white HD Progressive surface offers true color reproduction, and allows for more flexibility with ambient light conditions. It also allows for easy viewing of detail in video as well as charts and graphs in a corporate setting. Seamless in any width up to 488 cm in height.

Gain: 1.1
Viewing Angle: 120°

HD Progressive 1.1 Contrast
HD Progressive 1.1 Contrast provides a deeper reproduction of black, which improves contrast, and an increased reflectivity to enhance brightness for moderate ambient light. Ideal for video images, HD Progressive 1.1 Contrast is 16K-ready. Seamless in any width up to 488 cm in height.

Tensioned Flexible Projection Surfaces for High Resolution Rear Projection

These rear projection surfaces are tensioned on four sides to attain a perfectly flat surface and used in projection screens in which the material is tensioned.

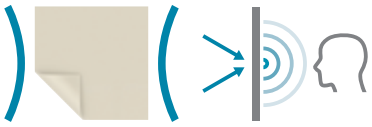

Gain: 0.9
Viewing Angle: 130°

Dual Vision
Dual Vision is a flexible vinyl surface ideal for rear projection, but capable of both front and rear projection. Dual Vision is ideal for video projection under controlled ambient light conditions. With an exceptionally wide viewing angle and light gray tint, a sharp image with no color shift is observed regardless of location in the room. Seamless in any width up to 488 cm in height.

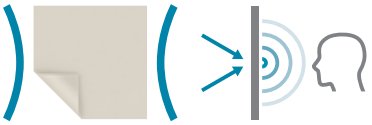

Gain: 0.65
Viewing Angle: 156°

Ultra Wide Angle
Ultra Wide Angle is a flexible vinyl rear projection surface designed for wide viewing angles with controlled ambient light. It is ideal for installations using multiple projection edge blending or wide format screens with short focal length projection lenses. Ultra Wide Angle dramatically reduces the potential of hot spotting. Seamless in any width up to 488 cm in height.

Tensioned Flexible Projection Surfaces for Standard Resolution Front Projection

These projection surfaces are tensioned on four sides to attain a perfectly flat surface and used in projection screens in which the material is tensioned.

Gain: 1.0
Viewing Angle: 120°

Matte White (tensioned)
Tensioned Matte White is a unity gain vinyl surface with a smoother surface than non-tensioned Matte White. It features a white surface for good color reproduction for environments with controllable ambient light. Seamless in any width up to 488 cm in height.

Special Projection Surfaces for Standard Resolution Front Projection

Gain: 1.1
Viewing angle: 170°

HD Progressive 1.1 Perf
Ideal for applications where projector brightness and screen size require an increase in gain, the white surface offers true color reproduction and fidelity. The perforated vinyl surface allows for the installation of speakers behind the surface. Available in any width up to 240 cm in height.

Gain: 1.1
Viewing angle: 170°

HD Progressive 1.1 Micro Perf
Ideal for applications where projector brightness and screen size require an increase in gain, the white surface offers true color reproduction and fidelity. The micro-perforated vinyl surface allows for the installation of speakers behind the surface. Available in any width up to 240 cm in height.

Gain: 1.0
Viewing Angle: 100°

Matte White Sound
Designed for applications where a more realistic soundstage is desired, this surface allows for speakers to be placed behind the screen. With virtually no sound loss and good image quality, this surface provides the same optical characteristics as the Matte White surface with special perforations to allow sound to pass through the screen material. This is a vinyl-based surface.

Non-Tensioned Projection Surfaces for Standard Resolution Front Projection

These projection surfaces are supported and used in non-tensioned projection screens.

Gain: 1.0
Viewing Angle: 120°

Matte White
Matte White is a fiberglass surface for non high-definition projection and environments with controllable ambient light that preserves color as well as black and white images. Seamless sizes vary by product.

Gain: 1.1
Viewing Angle: 100°

High Contrast
High Contrast is a fiberglass surface with a gray base for deeper reproductions of black, which improves contrast. It is for non high-definition projection and environments with moderate ambient light. Available in any width up to 300 cm in height.

Gain: 1.5
Viewing Angle: 70°

Datalux
Datalux is a fiberglass surface with a reflective coating for lower output non high-definition projectors. It offers increased brightness with a reduced viewing angle. Suitable for uncontrolled ambient light. Available in any width up to 240 cm in height.

Tensioned Flexible Projection Surfaces for Standard Resolution Rear Projection

These rear projection surfaces are tensioned on four sides to attain a perfectly flat surface and used in projection screens in which the material is tensioned.

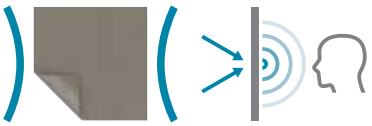

Gain: 1.3
Viewing Angle: 60°

Da-Tex®
Da-Tex® is a vinyl, gray, rear projection surface that works well in high ambient light with a reduced viewing angle. It offers high transmission and low reflective values for optimal viewing. It yields excellent color rendition and image contrast. Seamless in any width up to 488 cm in height.

Non-Tensioned Projection Surfaces for Standard Resolution Rear Projection

These projection surfaces are used in non-tensioned projection screens.

Gain: 0.5
Viewing Angle: 60°

Retrotex
A neutral grey vinyl rear projection screen that provides contrast enhancement. A versatile rear projection surface, Retrotex is a good choice for applications with good control over ambient light. This is a vinyl based surface.

Use the following guide to determine the best screen surface option for your installation

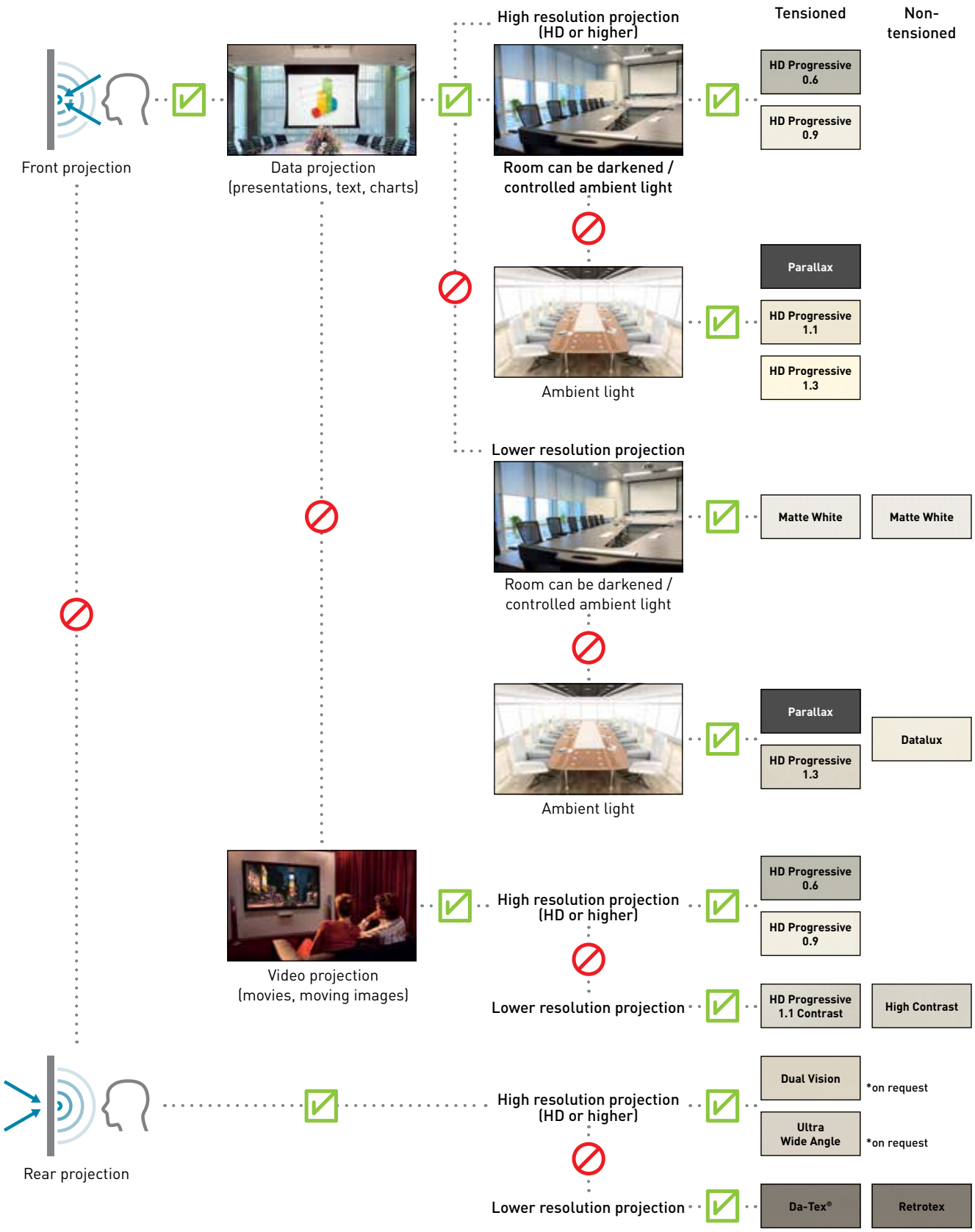

Please note: Projecta strongly advises to always select a tensioned projection surface when a short throw or ultra short throw lens is used to avoid image distortion.

Easy Install Mounting **and Connectivity**

Installing a projection screen was never as easy as it is with Easy Install. Save time and money with the unparalleled ease of mounting the projection screen and connecting it to a power source or accessory.

Easy Install **Mounting**

With Easy Install, begin by positioning the two brackets on a wall or ceiling. The brackets may be positioned within 50 cm of either end of the casing. This flexibility in installation gives the option to select the best and strongest position for the brackets. When the brackets are fixed to the wall or ceiling the projection screen is easily 'clicked' into the brackets. A screw secures the screen to each bracket finishing a quick and safe installation.

Easy Install **Connectivity**

The end cap on the left-hand side of the screen is easily removable, providing access to the Easy Install plug. This plug can be connected to the supplied power cord offering a quick and safe electrical connection. This plug-and-play system can also be used to connect the Easy Install accessories for control and operation. With the Easy Install accessories, a motorised projection screen can be wired for any method of operation or connected to a control system.

Easy **Serviceability**

Accessing a projection screen to make adjustments and complete maintenance has been made installer friendly by Projecta. The motor and screen surface remain accessible even when the projection screen is installed in a ceiling. The bottom panel can be lowered and remains connected to the casing by two steel cables.

Pre-Installation options

The Projecta ceiling recessed solutions offer a unique opportunity to pre-install the case of the projection screen with the 2-step installation.

During the construction of a building or refurbishing of a room, the case of the Projecta DescenderPro series can be installed separately of the actual projection screen section. By doing so, the ceiling can be finished and does not need to be opened later to build-in the case at a later stage. Furthermore damage is prevented to the projection surface and motor during the rough stages of construction. When the construction is finished the rest of the projection screen, containing the bottom panel with the roller, screen fabric and motor can be installed easily.

This is how it works:

Install the Screen Case in the ceiling

Create space in the ceiling for the screen case according to the measurements in the instructions. Push in the case and the flanges on the case will hide the rough edges of the cut-out. Connect power to the cable on the left side of the case where a pre-installed cable is positioned.

"Click" in the Screen Surface Assembly

When the construction is finished, take the Screen Surface Assembly out of the box. The Screen Surface Assembly includes the roller, the motor and the screen surface. This assembly can be installed direct in the Screen Case in the ceiling by clicking it in place with the new easy connectors on either side.

Connect electricity

Connect the Projecta Easy Install connector from the Screen Surface Assembly to the connector already in place at the left side of the casing. This connector can also be used to connect various accessories.

Install the bottom panel

Take the bottom panel out of the box and lock it in place.
Now you can finish the installation by attaching the the end- flanges left and right for a clean appearance.

To facilitate the Projecta 2-step installation the Case and Screen Surface Assembly can be ordered separately.



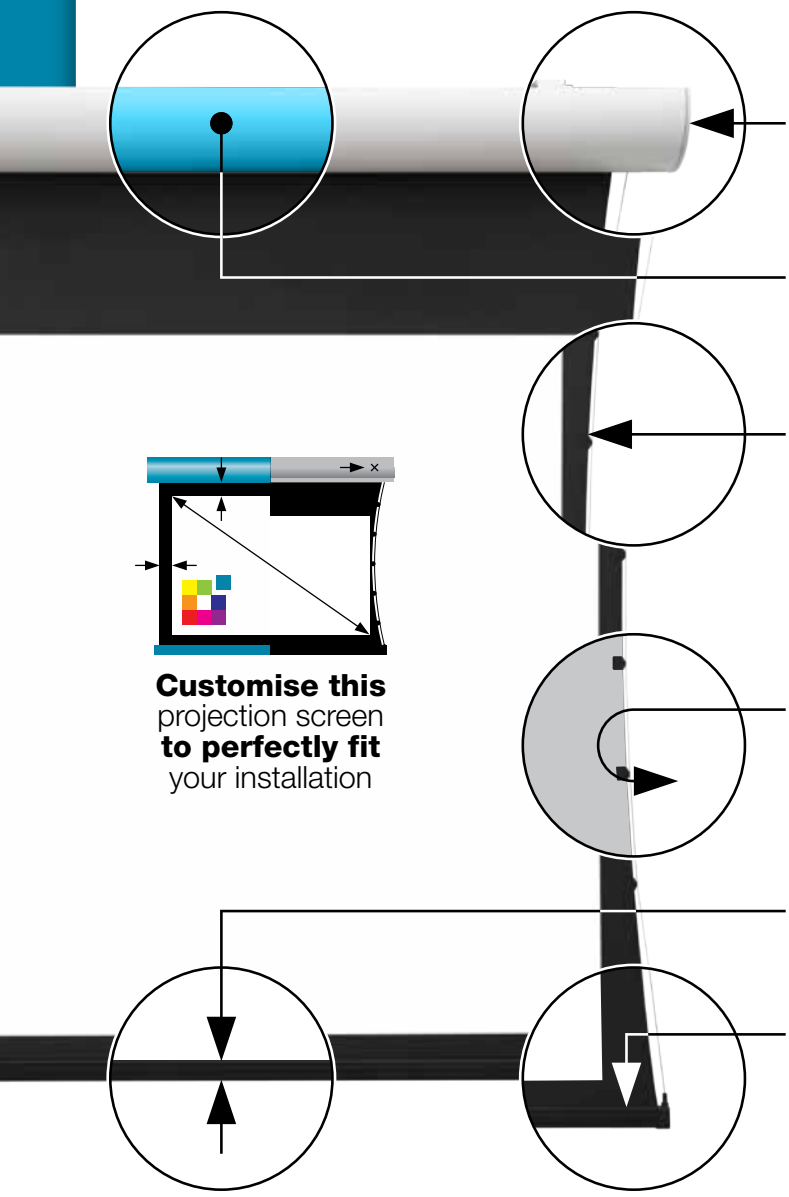

Shorten the case and shorten or reduce the width of the projection screen surface.

Paint the case, slat bar and plastic components in a different RAL colour.
When the screen needs to match a specific colour scheme, Projecta can paint the case in any colour specified.

Shorten or reduce the width of the projection screen surface.

Customise this projection screen **to perfectly fit** your installation

Reverse installation of the surface so that the projection side is located to the rear.
Specify this method when the projection screen surface needs to exit the case reversely because the normal screen path is obstructed by an obstacle or because the case is to be mounted to a beam.

Projection screen without black borders.

Extension of the projection screen surface.
If required and technically feasible, Projecta installs a longer projection surface in the case.

Applied customization: Tensioned Elpro Concept **Width:** 220 cm **Extended black drop:** 45 cm **Customized case color**

Applied customization: Tensioned Descender Large Electrol **Width:** 450 cm **Extended black drop:** 20 cm

Silent motor
Specify the Silent Motor option when an extra silent operation of the electric projection screen is required.
Available for:
- Tensioned DescenderPro
- DescenderPro
- Tensioned Elpro Concept
- Elpro Concept

Extension of the projection screen surface with additional black drop.
When the projection screen surface needs to be extended and a larger black border is required at the top or bottom, we adapt the surface to your specifications.

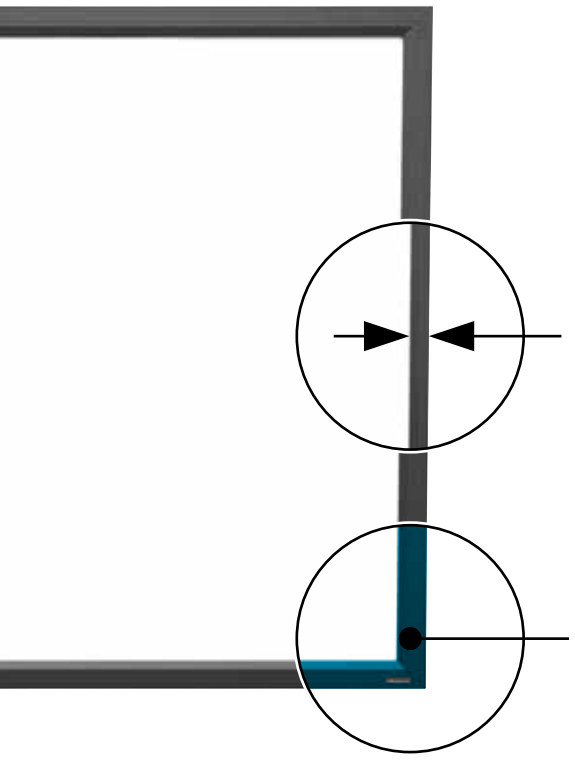

Shortened frame and projection screen fabric for fixed frame screens.
We can also modify the frame and projection screen surface of our fixed frame range to suit the installation needs.

Paint the frame of a fixed frame screen in a different RAL colour.
We can also paint the frame of a fixed frame screen in any colour specified.

Ceiling Recessed
Projection Screens

Product: Tensioned Descender Electrol **Installer:** Hecla Professional Audio & Video Systems **Location:** TU Delft (The Netherlands)

26

Tensioned
DescenderPro

DescenderPro

28

Customisation · Easy Serviceability · Easy Connectivity

16:10 | 16:9

- **HD Progressive 0.6** Viewing Angle: 170° Gain: 0.6
- **HD Progressive 0.9** Viewing Angle: 170° Gain: 0.9
- **HD Progressive 1.1** Viewing Angle: 170° Gain: 1.1
- **HD Progressive 1.3** Viewing Angle: 150° Gain: 1.3
- **HD Progressive 1.1 Contrast** Viewing Angle: 120° Gain: 1.1
- **HD Progressive 1.1 Perf** Viewing Angle: 170° Gain: 1.1
- **Matte White** Viewing Angle: 120° Gain: 1.0
- **Dual Vision** Viewing Angle: 130° Gain: 0.9
- **Parallax 0.8** Viewing Angle: 170° Gain: 0.8

Tensioned **DescenderPro**

- The most comprehensive ceiling recessed projection screen in the market with tab-tensioned system for a perfectly flat screen surface. Redesigned and improved for ease of installation and a clean finish.
- Easy Serviceability System – the roller with motor and screen surface can be 'clicked' in-place for easy installation and servicing. Once installed, the motor and screen surface remain accessible.
- After installation, the closure panel and side-caps align for a clean finish without gaps.
- Choose between the unique 2-step installation or use direct 1-step installation-option.
- The tab-tensioning system will keep the projection surface under a constant tensioning for a perfectly flat viewing area.
- The case and the projection screen surface can be made to exactly the right size and the case is available in any colour for optimal integration into any interior.
- The Tensioned DescenderPro is supplied with a wall switch.
- The projection surface is extremely flat, making it suitable for all types of data and video projection.
- A five-year limited warranty on the Descender range to match the high quality of the products.

Available dimensions

Minimum width: 180 cm
Maximum width: 400 cm

Other options

- Radio frequency: Includes built-in radio frequency receiver, making it possible to operate the screen using the supplied remote control.

Accessories

- All-in-One Control Box
- More on page 62

New case design for a clean finish



Slat bar retracts into the case

Now available with Parallax Ambient Light Rejecting option

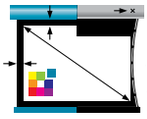

Customise this projection screen to perfectly fit your installation

SUITABLE FOR **ULTRA SHORT THROW** PROJECTION

Dimensions and product codes on 84

Ambient Light Rejection goes Electric

Parallax 0.8 ALR is now available in the Tensioned Elpro Concept and Tensioned DescenderPro. Parallax is a projection technology that features an advanced optical lens system that rejects light, rather than only diffusing light. Up till now, this ALR material was only available in a fixed frame projection screen, but now it can also be selected as a surface option in the two most popular motorized screens.

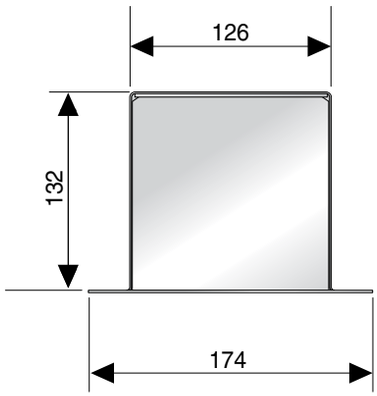

Premium Ambient Light-Rejecting Technology
For environments with uncontrolled ambient light, there's no better solution than Parallax. Our industry-leading surfaces are made of lens-like micro layers designed to achieve optimal ambient light rejection. The result is a bright, speckle-free image without glare.

Parallax 0.8 surface for standard throw projectors (1.5:1 or greater) comes with a standard black drop of 5 cm.

Product: Tensioned Descender Electrol **Installer:** Barco **Location:** Kjaernes Gaard conference center (Moss, Norway)



Customisation | Easy Serviceability | Easy Connectivity

16:10 | 16:9 | 4:3

Matte White
Viewing Angle: 120°
Gain: 1.0

High Contrast
Viewing Angle: 100°
Gain: 1.1

Datalux
Viewing Angle: 70°
Gain: 1.5

DescenderPro

- The most comprehensive ceiling recessed projection screen in the market. Redesigned and improved for ease of installation and a clean finish.
- Easy Serviceability System – the roller with motor and screen surface can be 'clicked' in-place for easy installation and servicing. Once installed, the motor and screen surface remain accessible.
- After installation, the closure panel and side-caps align for a clean finish without gaps.
- Choose between the unique 2-step installation or use direct 1-step installation-option.
- The case and the projection screen surface can be made to exactly the right size and the case is available in any colour for optimal integration into any interior.
- The DescenderPro is supplied with a wall switch.
- A five-year limited warranty on the Descender range to match the high quality of the products.

Available dimensions
Minimum width: 180 cm
Maximum width: 400 cm

Other options
- Radio frequency: Includes built-in radio frequency receiver, making it possible to operate the screen using the supplied remote control.
- Without borders

Accessories
- All-in-One Control Box
- More on page 62



Triangular slat bar retracts into the case

New case design for a clean finish

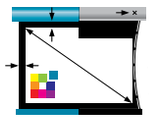

Customise this projection screen to perfectly fit your installation

NOT SUITABLE FOR **ULTRA SHORT THROW** PROJECTION

Dimensions and product codes on 88

2-Step installation

Screen Case / Screen Surface Assembly

- Order the screen case separate from the screen surface. Install the Screen Case during the rough-in stages and the Screen Surface Assembly at a later stage preventing any damage.
- The Screen Surface Assembly includes the roller, the motor and the screen surface.
- This assembly can be installed direct in the Screen Case in the ceiling by clicking it in place with the new easy connectors on either side. For servicing it is just as easy to remove the entire Screen Surface Assembly.
- Order the case first and decide the aspect ratio and screen surface at a later stage ensuring optimal flexibility.

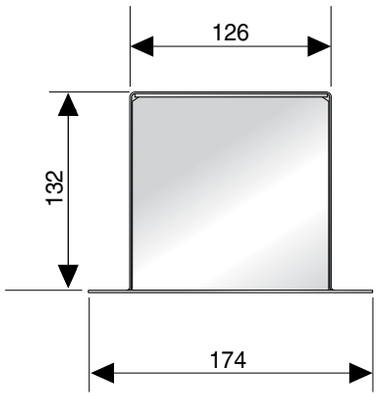

Product: Descender Electrol **Installer:** AP Media s.r.o. **Location:** Austria Trend Hotel (Bratislava, Slovakia)

Wall and Ceiling Mounted
Screens

© Fred Pieau

Product: Tensioned Elpro Concept **Installer:** Videlio Rennes **Location:** b<>com l'Espace Conférences (Rennes, France)

32

Tensioned
Elpro Concept

Elpro Concept

33

34

Compact **Electrol**

Customisation · Easy Install · Easy Connectivity

16:10	16:9	2.35:1	4:3

- **HD Progressive 0.6** Viewing Angle: 170° Gain: 0.6
- **HD Progressive 0.9** Viewing Angle: 170° Gain: 0.9
- **HD Progressive 1.1** Viewing Angle: 170° Gain: 1.1
- **HD Progressive 1.3** Viewing Angle: 150° Gain: 1.3
- **HD Progressive 1.1 Contrast** Viewing Angle: 120° Gain: 1.1
- **HD Progressive 1.1 Perf** Viewing Angle: 170° Gain: 1.1
- **Matte White** Viewing Angle: 120° Gain: 1.0
- **Dual Vision** Viewing Angle: 130° Gain: 0.9
- **Parallax 0.8** Viewing Angle: 170° Gain: 0.8

Tensioned **Elpro Concept**

- Stylishly designed electric projection screen for wall or ceiling mounting with tab-tensioned system for a perfectly flat screen surface. If you cannot hide the case into the ceiling, use a projection screen that is worth noticing.
- A five year limited warranty on the Concept range to match the high quality of the products.
- Now available with Parallax 0.8 ALR surface for standard throw projectors (1.5:1 or greater). This materials comes with a standard black drop of 5 cm.
- Easy to mount onto a wall or ceiling thanks to the Easy Install system.
- Thanks to Easy Install plug and play connecting the screen to power or one of the many accessories is quick and easy.
- The case and the projection screen surface can be made to exactly the right size and the case is available in any colour for optimal integration into any interior.
- Limit switches are factory set guaranteeing a long life span. The Tensioned Elpro Concept is supplied with a wall switch.
- New user friendly packaging for an even faster installation.
- High speed motor which is mounted in rubber dampers for low noise operation.

Available dimensions
Minimum width: 180 cm
Maximum width: 380 cm

Other options
- Radio frequency: Includes built-in radio frequency receiver, making it possible to operate the screen using the supplied remote control.

Accessories
- All-in-One Control Box
- More on page 62

Leaf shaped case design

Now available with Parallax Ambient Light Rejecting option

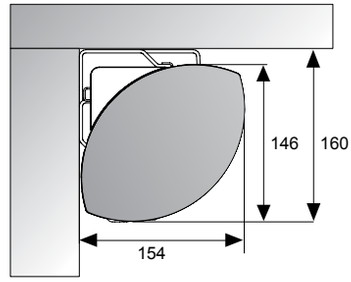

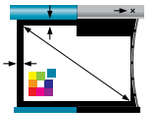

Customise this projection screen to perfectly fit your installation

SUITABLE FOR **ULTRA SHORT THROW** PROJECTION

Dimensions and product codes on 90

Customisation · Easy Install · Easy Connectivity

16:10 | 16:9 | 4:3 | 1:1

Matte White
Viewing Angle: 120°
Gain: 1.0

High Contrast
Viewing Angle: 100°
Gain: 1.1

Datalux
Viewing Angle: 70°
Gain: 1.5

Elpro Concept

- Stylishly designed electric projection screen for wall or ceiling mounting. If you cannot hide the case into the ceiling, use a projection screen that is worth noticing.
- A five year limited warranty on the Concept range to match the high quality of the products.
- Easy to mount onto a wall or ceiling thanks to the Easy Install system.
- Thanks to Easy Install plug and play connecting the screen to power or one of the many accessories is quick and easy.
- The case and the projection screen surface can be made to exactly the right size and the case is available in any colour for optimal integration into any interior.
- Limit switches are factory set guaranteeing a long life span. The Elpro Concept is supplied with a wall switch.
- New user friendly packaging for an even faster installation.
- High speed motor which is mounted in rubber dampers for low noise operation.

Available dimensions
Minimum width: 180 cm
Maximum width: 400 cm

Other options
- Radio frequency: Includes built-in radio frequency receiver, making it possible to operate the screen using the supplied remote control.
- Extended black drop
- Without borders

Accessories
- All-in-One Control Box
- More on page 62

Leaf shaped case design

Easy connectivity

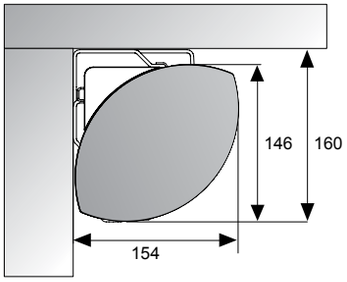

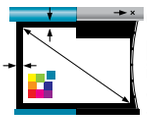

Customise this projection screen to perfectly fit your installation

NOT SUITABLE FOR **ULTRA SHORT THROW** PROJECTION

Dimensions and product codes on 92

Customisation | Easy Install | Easy Connectivity

16:10 | 16:9 | 4:3 | 1:1

Matte White
Viewing Angle: 120°
Gain: 1.0

High Contrast
Viewing Angle: 100°
Gain: 1.1

Datalux
Viewing Angle: 70°
Gain: 1.5

Compact **Electrol**

- High quality electrical projection screen, available in all common aspect ratios.
- Easy to mount onto a wall or ceiling thanks to the Easy Install system.
- The possibilities offered by Easy Install Plug and Play make connecting the screen fast and easy. The many Easy Install accessories are just as convenient and as fast to use.
- The case and the projection screen surface can be made to exactly the right size and the case and slat bar are available in any colour for optimal integration into any interior.
- Limit switches are factory set guaranteeing a long life span. The Compact Electrol is supplied with a wall switch.

Available dimensions
Minimum width: 160 cm
Maximum width: 300 cm

Other options
- Radio frequency: Includes built-in radio frequency receiver, making it possible to operate the screen using the supplied remote control.
- Extended black drop
- Without borders

Accessories
- All-in-One Control Box
- More on page 62

Easy Install with plastic mounting brackets

Plug and Play accessories

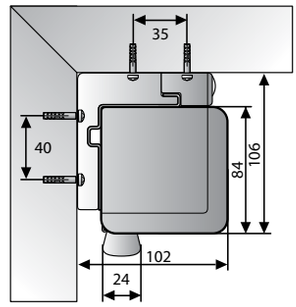

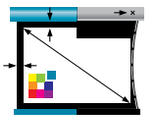
Customise this projection screen to perfectly fit your installation

NOT SUITABLE FOR **ULTRA SHORT THROW** PROJECTION

Dimensions and product codes on 94

Larger Installation
Projection Screens

Product: Elpro Large Electrol **Installer:** Lagotronics BV **Location:** Scelta Institute (Venlo, The Netherlands)

39 **Extensa**

Tensioned
Descender Large Electrol 40

41 **Descender Large Electrol**

Tensioned
Elpro Large Electrol 42

43 **Elpro Large Electrol**

Master Electrol 44

EXTENSA

Large size screen in high resolution
with a perfectly flat surface

HD PROGRESSIVE

16:10 16:9

HD Progressive 0.6
Viewing Angle: 170°
Gain: 0.6

HD Progressive 0.9
Viewing Angle: 170°
Gain: 0.9

HD Progressive 1.1
Viewing Angle: 170°
Gain: 1.1

HD Progressive 1.3
Viewing Angle: 150°
Gain: 1.3

Dual Vision
Viewing Angle: 130°
Gain: 0.9

Extensa

- Projection screen for medium to large venue applications with a tab-tensioned projection surface for a perfectly flat viewing area. Available in widths from 4 to 6 metres.
- The Extensa is available with HD Progressive surfaces, the latest technology in projection surfaces designed for 4K and Ultra HD to maximize the technology of your projector.
- Robust case with a powerful motor.
- The projection screen is mounted to the wall and/or ceiling using three brackets which can be positioned flexibly. The brackets can be positioned up to one meter from each side.
- The motor is equipped with electric locks to prevent inadvertent unrolling and features thermal overload cut-off.
- The case and the projection screen surface can made to exactly the right size and the case is available in any colour for optimal integration into any interior.
- The underside of the case is open as standard. A closed version can be supplied at additional cost.

Available dimensions
Minimum width: 400 cm
Maximum width: 600 cm

Accessories
- All-in-One Control Box
- More on page 62

Black anodized aluminium case

Robust case

Slat bar retracts into the case

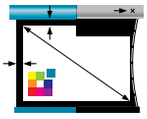

Customise this projection screen to perfectly fit your installation

Dimensions and product codes on 95

16:10 | 16:9 | 4:3

- **HD Progressive 0.6** Viewing Angle: 170° Gain: 0.6
- **HD Progressive 0.9** Viewing Angle: 170° Gain: 0.9
- **HD Progressive 1.1** Viewing Angle: 170° Gain: 1.1
- **HD Progressive 1.3** Viewing Angle: 150° Gain: 1.3
- **Matte White** Viewing Angle: 120° Gain: 1.0
- **Dual Vision** Viewing Angle: 130° Gain: 0.9

Tensioned **Descender Large Electrol**

- Ceiling recessed projection screen for medium to large venue applications with a tab-tensioned projection surface for a perfectly flat viewing area. Available in widths from 3.5 to 4.5 metres.
- Easy Serviceability System: once installed, the motor and screen surface remain accessible making adjustments and carrying out maintenance possible.
- Easy to build into existing non-modular ceilings.
- The case and the projection screen surface can be made to exactly the right size and the case is available in any colour for optimal integration into any interior.
- The motor is equipped with electric locks to prevent inadvertent unrolling and features thermal overload cut-off.
- The projection surface is extremely flat, making it suitable for all types of data and video projection.

Available dimensions

Minimum width: 350 cm
Maximum width: 450 cm

Accessories

- All-in-One Control Box
- More on page 62

2-step installation

- Order the Screen Case separate from the screen surface. Install the screen case during the rough-in stages and the Screen Surface Assembly at a later stage preventing any damage.
- The Screen Surface Assembly includes the bottom panel of the screen, motor and screen surface.
- Order the case first and decide the aspect ratio and screen surface at a later stage ensuring optimal flexibility.

Easy Serviceability System

Perfect integration into the ceiling

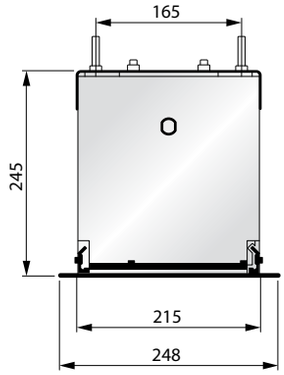

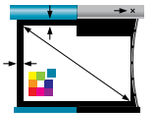

Customise this projection screen to perfectly fit your installation

Dimensions and product codes on 96

Customisation | Easy Serviceability | Easy Connectivity

16:10 | 16:9 | 4:3 | 1:1

Matte White
Viewing Angle: 120°
Gain: 1.0

Descender Large Electrol

- Ceiling recessed projection screen for medium to large venue applications. Available in widths from 3.5 to 5 metres.
- Closure formed by the slat bar ensures that ceiling mounting is inconspicuous.
- Easy Serviceability System: once installed, the motor and screen surface remain accessible making adjustments and carrying out maintenance possible.
- Easy to build into existing non-modular ceilings.
- The case and the projection screen surface can be made to exactly the right size and the case and slat bar are available in any colour for optimal integration into any interior.
- The motor is equipped with electric locks to prevent inadvertent unrolling and features thermal overload cut-off.

Available dimensions
Minimum width: 350 cm
Maximum width: 500 cm

Other options
- Without border

Accessories
- All-in-One Control Box
- More on page 62

2-step installation

- Order the Screen Case separate from the screen surface. Install the screen case during the rough-in stages and the Screen Surface Assembly at a later stage preventing any damage.
- The Screen Surface Assembly includes the bottom panel of the screen, motor and screen surface.
- Order the case first and decide the aspect ratio and screen surface at a later stage ensuring optimal flexibility.

Easy Serviceability System

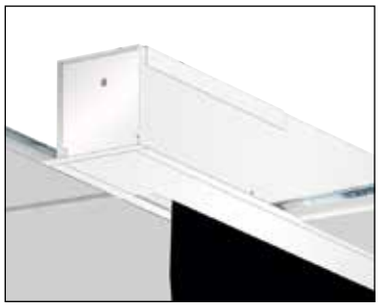

Perfect integration into the ceiling

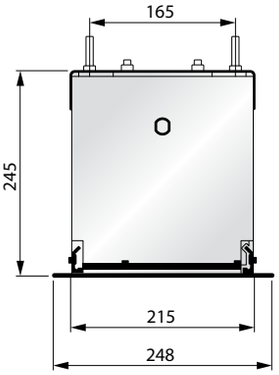

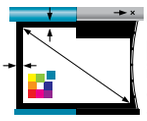

Customise this projection screen to perfectly fit your installation

Dimensions and product codes on 96

16:10 | 16:9 | 4:3

- **HD Progressive 0.6** Viewing Angle: 170° Gain: 0.6
- **HD Progressive 0.9** Viewing Angle: 170° Gain: 0.9
- **HD Progressive 1.1** Viewing Angle: 170° Gain: 1.1
- **HD Progressive 1.3** Viewing Angle: 150° Gain: 1.3
- **Matte White** Viewing Angle: 120° Gain: 1.0
- **Dual Vision** Viewing Angle: 130° Gain: 0.9

Tensioned **Elpro Large Electrol**

- Projection screen for medium to large venue applications with a tab-tensioned projection surface for a perfectly flat viewing area. Available in widths from 4 to 4.5 metres.
- Flexible mounting brackets are standard with one metre of lateral adjustment from each end cap for easy positioning.
- For optimal connectivity, the Tensioned Elpro Large Electrol can also be operated using the Easy Install accessories.
- Easy Serviceability System: once installed, the motor remains accessible making adjustments and carrying out maintenance possible.
- Robust steel case with high speed, low noise motor.
- The motor is equipped with electric locks to prevent inadvertent unrolling and features thermal overload cut-off.
- The case and the projection screen surface can made to exactly the right size and the case is available in any colour for optimal integration into any interior.

Available dimensions

Minimum width: 400 cm
Maximum width: 450 cm

Accessories

- All-in-One Control Box
- More on page 62



Easy Install

Easy Serviceability

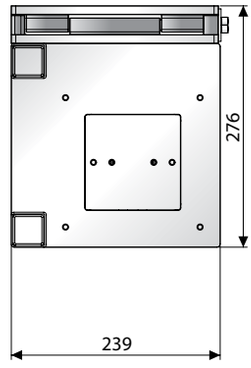

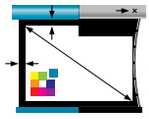

Customise this projection screen to perfectly fit your installation

Dimensions and product codes on 97

Customisation · Save time Easy Install Save money · Easy Connectivity · Easy Serviceability

16:10 | 16:9 | 4:3 | 1:1

Matte White
Viewing Angle: 120°
Gain: 1.0

Elpro Large Electrol

- Projection screen for medium to large venue applications. Available in widths from 4 to 5 metres with a maximum height of 6 metres.
- Flexible mounting brackets are standard with one metre lateral adjustment of each end cap for easy positioning.
- For optimal connectivity, the Elpro Large Electrol can also be operated using the Easy Install accessories
- Easy Serviceability System: once installed, the motor remains accessible making adjustments and carrying out maintenance possible.
- Robust steel case with high speed, low noise motor.
- The motor is equipped with electric locks to prevent inadvertent unrolling and features thermal overload cut-off.
- The case and the projection screen surface can be made to exactly the right size and the case and slat bar are available in any colour for optimal integration into any interior.

Available dimensions
Minimum width: 400 cm
Maximum width: 500 cm

Other options
- Without border

Accessories
- All-in-One Control Box
- More on page 62



Easy Install

Easy Serviceability

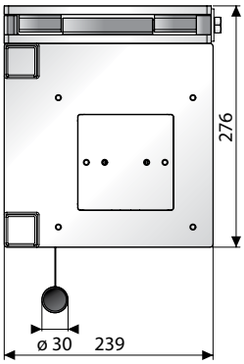

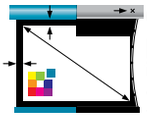

Customise this projection screen to perfectly fit your installation

Dimensions and product codes on 97

Customisation

16:10 | 4:3 | 1:1

Matte White
Viewing Angle: 100°
Gain: 1.0

Retrotex
Viewing Angle: 60°
Gain: 0.5

Master Electrol

- Projection screen for medium to large venue applications. Available in widths from 4 to 5 metres with a maximum height of 4 metres.
- A projection screen with a designer look provided by its round aluminium case.
- Limit switches are factory set guaranteeing a long life span. The Master Electrol is supplied with a wall switch.
- The projection screen is mounted to the wall and/or ceiling using supplied brackets which can be positioned laterally.
- Also available with a rear projection screen surface in addition to Matte White. The seam in the rear projection screen surface may be slightly visible under projection.
- The case and the projection screen surface can be made to exactly the right size.

Available dimensions
Minimum width: 400 cm
Maximum width: 500 cm

Accessories
- All-in-One Control Box
- More on page 62

Designer round aluminium case

Laterally adjustable mounting brackets

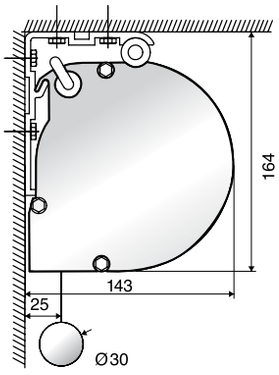

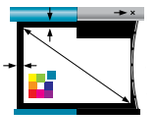

Customise this projection screen to perfectly fit your installation

Matte White projection surface in this projection screen is a vinyl based material without black backing.

Dimensions and product codes on 97

PROJECTA impressions

Fixed Frame
Projection Screens



Product: FullVision **Installer:** Stouenborg / Imago Sonas **Location:** Mearsk Building (Copenhagen, Denmark)


49 **Parallax 0.8**

Parallax UST 0.45

49

50 **HomeScreen** Deluxe

HomeScreen

50

51 **FullVision**

ambient light rejection technology | standard technology

blocks ambient light for a bright and large image

PARALLAX

Parallax is a projection technology that features an advanced optical lens system that rejects light, rather than only diffusing light. Parallax is made up of multiple micro-layers to achieve its light blocking properties and superior viewing angles. Each micro-layer has a function in creating the brightly lit display. Layers that are black boost contrast and absorb ambient light from the sides, while a specially shaped layer blocks light from above. Two ambient light rejecting surfaces are available in a fixed frame; Parallax 0.8 for standard throw projectors and Parallax UST 0.45 for ultra short-throw projectors. Both products are flexible, shipping in a roll, and feature speckle and glare-free surfaces.

Now also available in motorized projection screens!
- Tensioned DescenderPro - page 26
- Tensioned Elpro Concept - page 32



Position the projector within the vertical viewing angle

Parallax 0.8

Parallax is an ambient light-rejecting technology that features a micro-layered optical lens system that rejects light. With extremely wide viewing angles, no speckle and no glare, the surface is ideal for applications in Pro AV. Additionally, the surface is flexible, ships in a roll and is easy to install.

Each layer of Parallax plays a role in preserving the image that is reflected back to the viewer in high ambient light environments. Some layers absorb light while one special layer is shaped like a microscopic saw-tooth that blocks light from above resulting in the preservation of high-contrast, bright images in brightly lit environments.

The projector needs to be positioned within the vertical viewing angle to ensure the light is not rejected.

16:10 **16:9** **2.35:1**

Available dimensions
Minimum width: 170 cm
Maximum width: 347 cm

Gain: 0.8
Horizontal Viewing Angle: 170°
Vertical Viewing Angle: 34°

NOT SUITABLE FOR **ULTRA SHORT THROW** PROJECTION

Dimensions and product codes on 98

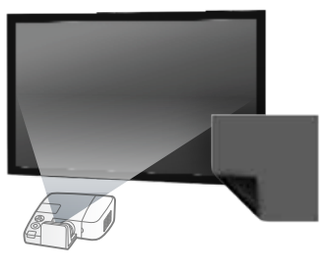

Position the projector underneath the screen

Parallax UST 0.45

Parallax is an ambient light-rejecting technology that features a micro-layered optical lens system that rejects light. Parallax UST 0.45 is unique because it is designed to be used with an ultra short-throw projector that is placed below the screen.

With extremely wide viewing angles, no speckle and no glare, the surface is ideal for applications in Pro AV. Additionally, the surface is flexible, ships in a roll and is easy to install.

Each layer of Parallax plays a role in preserving the image that is reflected back to the viewer in high ambient light environments. Some layers absorb light while one special layer is shaped like a microscopic saw-tooth that blocks light from above resulting in the preservation of high-contrast, bright images in brightly lit environments.

16:10 **16:9**

Available dimensions
Minimum width: 170 cm
Maximum width: 265 cm

Gain: 0.45
Horizontal Viewing Angle: 160°
Vertical Viewing Angle: 110°

SUITABLE FOR **ULTRA SHORT THROW** PROJECTION

Dimensions and product codes on 98



Black velvet frame finish

Projection surface attaches with Velcro®

Customise this projection screen to perfectly fit your installation

16:10 | 16:9 | 2.35:1 | 4:3

- **HD Progressive 0.6** Viewing Angle: 170° Gain: 0.6
- **HD Progressive 0.9** Viewing Angle: 170° Gain: 0.9
- **HD Progressive 1.1** Viewing Angle: 170° Gain: 1.1
- **HD Progressive 1.3** Viewing Angle: 150° Gain: 1.3
- **HD Progressive 1.1 Contrast** Viewing Angle: 120° Gain: 1.1
- **HD Progressive 1.1 Perf** Viewing Angle: 170° Gain: 1.1
- **Matte White** Viewing Angle: 120° Gain: 1.0
- **Dual Vision** Viewing Angle: 130° Gain: 0.9

HomeScreen Deluxe

- Luxurious, high quality fixed frame screen with a black velvet frame finish and a wide selection of screen surfaces.
- The flat aluminium frame for the HomeScreen Deluxe has a black velvet cover, which eliminates reflection and serves to absorb projected light.
- The frame (8 cm wide and 3 cm deep) features a beveled edge, reducing shadowing in the viewing area.
- The projection screen surface is attached to the rear of the screen with Velcro®.
- The frame and projection screen surface can be custom made to project requirements.
- The projection surface is exceptionally flat, making it suitable for all types of data and video projection.
- The frame is easy to mount with the supplied mounting brackets.

Available dimensions
Minimum width: 176 cm
Maximum width: 516 cm

Accessories
- BrightSight for safely cleaning the projection surface

SUITABLE FOR **ULTRA SHORT THROW** PROJECTION

Dimensions and product codes on 98

Black matte frame finish

Projection surface attaches with Velcro®

Customise this projection screen to perfectly fit your installation

16:10 | 16:9 | 2.35:1 | 4:3

- **Matte White** Viewing Angle: 120° Gain: 1.0
- **Dual Vision** Viewing Angle: 130° Gain: 0.9

HomeScreen

- High quality fixed frame screen with a matte black frame and a wide selection of screen surfaces.
- The aluminium frame for the HomeScreen has a black matte finish.
- The frame (8 cm wide and 3 cm deep) features a beveled edge, reducing shadowing of the image.
- The projection screen surface is attached to the rear of the screen with Velcro®.
- The frame and projection screen surface can be custom made to project requirements.
- The projection surface is exceptionally flat, making it suitable for all types of data and video projection.
- The frame is easy to mount with the supplied mounting brackets.

Available dimensions
Minimum width: 176 cm
Maximum width: 316 cm

Accessories
- BrightSight for safely cleaning the projection surface

SUITABLE FOR **ULTRA SHORT THROW** PROJECTION

Dimensions and product codes on 99

Customisation

16:10 16:9

HD Progressive 0.6
Viewing Angle: 170°
Gain: 0.6

HD Progressive 0.9
Viewing Angle: 170°
Gain: 0.9

HD Progressive 1.1
Viewing Angle: 170°
Gain: 1.1

HD Progressive 1.3
Viewing Angle: 150°
Gain: 1.3

HD Progressive 1.1 Contrast
Viewing Angle: 120°
Gain: 1.1

Matte White
Viewing Angle: 120°
Gain: 1.0

FullVision

- Completely border-less and low-profile fixed frame projection screen that enables the entire surface to be used for projection.
- The FullVision is available with HD Progressive surfaces, the latest technology in projection surfaces designed for 4K and Ultra HD to maximize the technology of your projector.
- The projection surface is wrapped around the aluminum frame (8 cm wide and 3 cm deep) and is attached to the rear of the screen with Velcro®.
- The FullVision is a low-profile lightweight frame screen that is mounted close to the wall for an inconspicuous installation with supplied mounting brackets.
- The FullVision is easy to assemble and includes an innovative corner design for a fast installation.
- The FullVision is available in custom sizes up to 400 cm height and 600 cm width.
- All projection surfaces are seamless within the viewing area and exceptionally flat, making it suitable for all types of data and video projection.
- Ceiling and free-standing installations are optionally available on request. Please contact us with your requirements.

Available dimensions
Minimum width: 200 cm
Maximum width: 600 cm

Accessories
- BrightSight for safely cleaning the projection surface
- More on page 67

The surface is wrapped around the frame

Low profile installation

Projection surface attaches with Velcro®

Customise this projection screen to perfectly fit your installation

SUITABLE FOR ULTRA SHORT THROW PROJECTION

Dimensions and product codes on 99

Dry Erase
Projection Screens

44

Dry Erase Screen

44

Dry Erase Screen
Panoramic

Dry Erase
Projection Screens

The latest Dry Erase Screen features upgraded durability, surface uniformity and rigidity to ensure a superior interactive experience. The erasable surface is hotspot-free under projection, and now comes with new standard features - all Dry Erase Screens are magnetic and have a thin frame. It can be used with an ultra short throw projector as an interactive screen or as a whiteboard with dry erase markers.

Marker board capabilities

Designed for interactive and ultra short throw projectors



A sleek extruded aluminium frame finish

- The Projecta Dry Erase Screen is a revolutionary dual-purpose projection screen and writable marker board combination. A unique projection screens that provides the functionality of a dry erase board without sacrificing the ability to display a clear and vibrant image.
- The Dry Erase Screen is designed to be wall mounted and will integrate seamlessly into any classroom, training room or meeting space where both a projection screen and dry erase surface are required.
- The Dry Erase Screen is designed to be used with interactive short throw projectors.
- What makes this screen exceptional is that it has a superior projection surface that can be written on with dry erase markers.
- The projection surface has professional features such as a gain of 2.5 and 50 degree viewing angle, which practically eliminates the ambient light glare and hotspot that are known with standard whiteboards.
- The Dry Erase Screen has a sleek extruded brushed aluminum color frame finish and ships with a convenient tray for storage of markers, erasers and interactive tools.
- The included wall mount features a quick connect easy install method and low profile installation.
- A dry erase marker kit is included, which contains four markers and a cleaning cloth.

Quality projection surface combined with marker board capabilities

Often a marker board is misused as a projection surface which creates a glaring, hard to read projected image with a clear hotspot in the center. The Dry Erase Screen is a professional quality projection screen with a surface that can be written on with dry erase markers. The projection surface offers a gain of 2.5 and a viewing angle of 50 degrees which practically eliminates the ambient light glare and hotspot.

Easy and low profile installation

The Dry Erase Screen is designed to be wall mounted. The included wall mount features a quick connect easy install method and low profile installation. A convenient tray is included at the base of the assembly for storage of dry erase markers, erasers and interactive tools.

Interactivity

The Projecta Dry Erase Screen is designed to be used with (interactive) short throw projectors. The rigid projection surface makes it ideal for the use of interactive tools that can be used with a projector.

Dry Erase Screen

Superior projection quality surface with magnetic dry erase marker board functionality.

16:9 16:10

SUITABLE FOR ULTRA SHORT THROW PROJECTION

Available dimensions
Minimum width: 146 cm
Maximum width: 269 cm

Dimensions and product codes on 100

Dry Erase Screen Panoramic

Three panel design to cover large walls with magnetic dry erase marker board functionality. The center panel is formatted for projection with side panels for collaborative writing space.

16:9 16:10

SUITABLE FOR ULTRA SHORT THROW PROJECTION

Available dimensions
Minimum width: 366 cm
Maximum width: 488 cm

Dimensions and product codes on 100

Manual Wall and Ceiling Mounted Screens

Product: ProScreen **Installer:** Auvix **Location:** HP (Moscow, Russia)

Hapro CSR 58

59 **ProScreen CSR**

SlimScreen 59

Customisation

Save time Easy Install Save money

16:10 | 16:9 | 4:3 | 1:1

Matte White
Viewing Angle: 120°
Gain: 1.0

High Contrast
Viewing Angle: 100°
Gain: 1.1

Datalux
Viewing Angle: 70°
Gain: 1.5

Hapro CSR

- Professional quality manual projection screen with the reliable Controlled Screen Return, available in various aspect ratios and screen surfaces.
- The special Controlled Screen Return spring mechanism for the Hapro CSR is very strong. It retracts the projection surface quickly for the first part and then slows down to roll into the case smoothly.
- The Hapro CSR needs to be fully extracted. There are no intermediate stopping positions.
- Easy to mount onto a wall or ceiling thanks to the Easy Install system.
- The case and the projection screen surface can be made to exactly the right size and the case and slat bar are available in any colour for optimal integration into any interior.
- The triangular slat bar retracts into the case for a clean finish.

Available dimensions
Minimum width: 200 cm
Maximum width: 340 cm

Other options
- Without border

Accessories
- Pull Rod
- BrightSight for safely cleaning the projection surface
- More on page 64

Smooth retraction with CSR

Easy Install with metal brackets

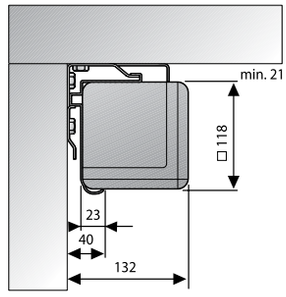

NOT SUITABLE FOR ULTRA SHORT THROW PROJECTION

Dimensions and product codes on 101



Smooth retraction with CSR

Easy Install with plastic brackets

Customisation

Save time Easy Install Save money

16:10 | 16:9 | 4:3 | 1:1

Matte White
Viewing Angle: 120°
Gain: 1.0

High Contrast
Viewing Angle: 100°
Gain: 1.1

Datalux
Viewing Angle: 70°
Gain: 1.5

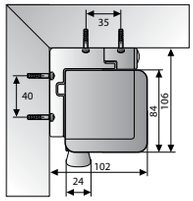

ProScreen CSR

- High quality manual projection screen with the reliable Controlled Screen Return, available with various aspect ratios and screen surfaces.
- The Projecta Controlled Screen Return (CSR) allows for the projection screen surface to retract gently into the case in a smooth and controlled manner.
- The ProScreen CSR is available with the CSR spring mechanism up to a width of 240 cm.
- The screen locks into place at 13 cm intervals for possible height adjustment.
- Easy to mount on a wall or ceiling thanks to the Easy Install system.
- The case and the projection screen surface can be made to exactly the right size and the case and slat bar are available in any colour for optimal integration into any interior.

Available dimensions
Minimum width: 180 cm |
Maximum width: | 280 cm

Other options
- Extended black drop
- Without border
- Standard (non-CSR) spring

NOT SUITABLE FOR ULTRA SHORT THROW PROJECTION

Accessories
- Pull Rod
- BrightSight for safely cleaning the projection surface
- More on page 64

Dimensions and product codes on 101

Triangular slat bar

Integrated mounting brackets

Customisation

16:9 | 4:3 | 1:1

Matte White
Viewing Angle: 120°
Gain: 1.0

Datalux
Viewing Angle: 70°
Gain: 1.5

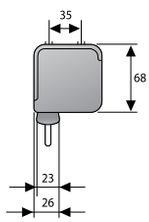

SlimScreen

- Basic manual projection screen with spring mechanism.
- Supplied in the most compact case.
- Easy to mount to a wall or ceiling using the integrated mounting brackets on each end cap.
- The screen locks into place at 11 cm intervals for possible height adjustment.
- The intervals are at 15 cm for screen widths of 200 cm.

Available dimensions
Minimum width: 160 cm |
Maximum width: | 240 cm

Other options
- Without border

NOT SUITABLE FOR ULTRA SHORT THROW PROJECTION

Accessories
- Pull Rod
- BrightSight for safely cleaning the projection surface
- More on page 64

Dimensions and product codes on 103

Simple, foot-operated toe-release mechanism

Self locking handle for height adjustment

16:10 | 16:9 | 4:3 | 1:1

Matte White
Viewing Angle: 120°
Gain: 1.0

Datalux
Viewing Angle: 70°
Gain: 1.5

Picture King®

- Professional quality projection screen on a tripod, well known for its stability and durability under intensive, portable use.
- The Picture King® has a very stable tripod made from square tubing and features a simple, foot-operated toe-release mechanism.
- Special transport lock protects the screen surface from damage.
- Self-locking handle for optimum height adjustment and portability.
- Integrated OHP bracket for keystone correction with a length of 40 cm.
- An optional black Polyknit Skirting Kit is available for the Picture King®.

Available dimensions
Minimum width: 152 cm
Maximum width: 244 cm

Other options
- Carpeted case: The Carpeted Picture King® is covered with black carpet for rental situations. Industrial grade carpet protects the screen case against nicks and scratches that can occur with a portable screen.

Accessories
- Screen Bag
- BrightSight for safely cleaning the projection surface

Screen Bag

Protective cover protects the tripod screen from dust and prevents damage during transportation.

Type	Product Code
Screen width 127 - 152 cm	10830043
Screen width 178 cm	10830045
Screen width 213 cm	10830046
Screen width 244 cm	10830047

Dimensions and product codes on 103



Pneumatic
tensioning arm

16:9 **4:3**

Matte White High Gain
Viewing Angle: 70°
Gain: 2.2

LiteScreen

- Lightweight, portable projection screen in Video and HDTV format sizes.
- The flexible pneumatic tensioning arm makes it possible for the height to be adjusted infinitely and flexibly.
- Supplied with an extra black lower border as standard for adjusting to the ideal viewing height.
- The LiteScreen has two feet which rotate out when setting up ensuring stability.
- The case is made of aluminium with a black matte finish.

Available dimensions
Minimum width: 122 cm
Maximum width: 203 cm

Dimensions and product codes on 103

Accessories - control options

All-In-One Control Box

Controlling a projection screen has never been this easy! The new Projecta All-in-One Control Box offers multiple operation options in a single box. This new accessory can be combined with motorized projection screens without a built-in RF receiver and offers the following options:

- Relay (dry-contact)
- RF (radiofrequency) control
- IR (infrared) control
- Manual Switch on the box
- 12 volt trigger

Relay (dry-contact)
Use the relay dry contact points in the control box to connect the screen to be operated with a third party control system. A control system includes the projection screen into the full room AV control.

RF (radiofrequency) control
Control the projection screen via a radio frequency remote control. The remote control unit operates on frequency 433.92 MHz. RF has an effective range up to 30 meters, depending on the local environment.

IR (infrared)
Control the projection screen via an infrared remote control. For infrared control a direct line of sight with the control box is needed. IR can be a solution for environments with restricted RF access. Infrared has an effective range up to 8 meters.

Manual Switch
On the side of the control box you can find three buttons to control the projection screen directly. This additional control method function as a back-up to ensure the screen can still be operated even when connected control options fail.

12 volt DC trigger
Connect the 12 volt trigger option to any 12 volt output to trigger the projection screen. The 12 volt can be from a projector 12 volt trigger output or from an AV control system.

10800154 EU

IR (infrared)

Manual Switch

12 volt DC trigger

Easy ordering
No need to decide upfront on how to control the projection screen any more. You can order this versatile accessory with the projection screen and decide closer to the actual installation on which option to use.

Easy Installation
Not every installation always goes exactly according to plan and on-site the installer might have to get creative to get everything to work. Having an accessory that does not restrict you to only one connection or control option gives the required flexibility. Even when all connected control systems fail, this control box has a manual switch to operate the projection screen to start the presentation.

Available for

- Tensioned DescenderPro
- DescenderPro
- Tensioned Elpro Concept
- Elpro Concept
- Compact Electrol
- Extensa
- Tensioned Descender Large Electrol
- Descender Large Electrol
- Tensioned Elpro Large Electrol
- Elpro Large Electrol
- Master Electrol
- GiantScreen
- Studio Electrol
- Arena Electrol

Power Sensing Trigger

The Power Sensing Trigger will turn every installation into an easy control system. Usually a projector needs to have a 12 volt trigger output to send the projection screen a signal to unroll when the system is turned on. Not every projector however has this trigger output, but the Projecta Power Sensing trigger will now give every projection system that functionality.

The Power Sensing trigger will be connected in between the power source and the projector. When the projector is turned on, the trigger senses power going to the projector and signal the projection screen to unroll. When the power is switched of the trigger will signal the projection screen to retract again.

10800155 EU

Available for

- Tensioned DescenderPro
- DescenderPro
- Tensioned Elpro Concept
- Elpro Concept
- Compact Electrol
- Extensa
- Tensioned Descender Large Electrol
- Descender Large Electrol
- Tensioned Elpro Large Electrol
- Elpro Large Electrol
- Master Electrol
- GiantScreen
- Studio Electrol
- Arena Electrol

How it works:

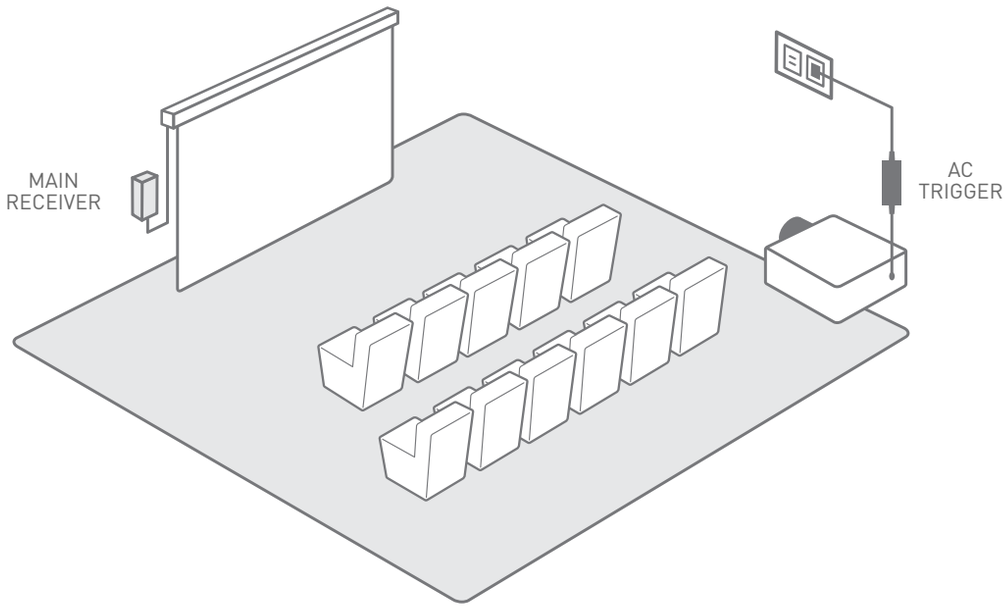

Accessories - control options

Easy Install
Plug and Play
RF Remote Control

Simply add a RF Remote Control to a projection screen by connecting the receiver box with the Easy Install connector. The remote control unit operates on frequency 868.3 MHz and is supplied with a five-channel hand-held transmitter, a Plug and Play receiver unit and a five-metre long, black cable. The five-channel hand held transmitter enables the operation of five projection screens using one remote control. Available with European, UK or Swiss plug.
10800055 EU
10800066 UK
10800067 CH

Easy Install
Plug and Play
IR Remote Control

Simply add an Infrared Remote Control to a projection screen by connecting the receiver box with the Easy Install connector. The remote control unit operates on infrared signal and is supplied with a one-channel hand-held transmitter, a plug and play receiver with an integrated infrared eye and a five-metre long, black cable. Potential-free contacts are available in the IR remote control case. This allows a screen to be connected to a control system or wall switch. Available with European, UK or Swiss plug.
10800058 EU
10800072 UK
10800073 CH

Easy Install
RF Wall-Mounted Transmitter

For projection screens that are controlled with the RF Remote Control accessory a separate RF wall switch is available. This wall-mounted transmitter can be added to this configuration and operates on frequency 868.3 MHz. This accessory can only be used in combination with the Easy Install Plug and Play RF Remote Control. The wall mounted transmitter is ready for immediate use as a battery is included.
10800065

Easy Install
Plug and Play Relay Box with
Potential-Free Contacts

The Relay Box is essential to integrate a projection screen into a control system. By connecting the Easy Install connector the Relay Box and the projection screen can communicate. In the Relay Box potential-free contacts are available to easily connect the screen to a control system. The Relay Box is connected with constant voltage and is available with European, UK or Swiss plug.
10800068 EU
10800084 UK
10800083 CH

manual operation

Easy Install
Plug and Play
RS232 with IP Control Kit

With the RS232 with IP Control Kit a projection screen can be operated with RS232 serial protocol over Internet (IP). This accessory can only be used in combination with the Easy Install Relay Box with Potential-Free Contacts. Now the projection screen can be operated from any location.
10800085

Key Switch

A key switch is the solution for preventing unwanted use of an electric projection screen. The key serves as the switch and limits the use of the projection screen to selected personnel.
10800009

Available for

- Tensioned DescenderPro
- DescenderPro
- Tensioned Elpro Concept
- Elpro Concept
- Compact Electrol
- Extensa
- Tensioned Descender Large Electrol
- Descender Large Electrol
- Tensioned Elpro Large Electrol
- Elpro Large Electrol
- Master Electrol

Available for

- Hapro CSR
- ProScreen CSR
- ProScreen
- SlimScreen

Pull Rod

If a projection screen with a spring mechanism is mounted at a height of more than 2.5 metres, then a pull rod is a useful accessory for unrolling the screen. The pull rod has a length of 125 cm.
10800021

Easy Install
Wireless Projector Coupling

For projection screens that are controlled with the RF Remote Control accessory a trigger accessory is available that unrolls the projection screen when the projector is activated. The Projector Coupling can be connected to projectors with a 12 Volt DC/85 mA output and operates on frequency 868.3 MHz. This accessory can only be used in combination with the Easy Install Plug and Play RF Remote Control. The transmitter is battery powered and is programmed via the RF receiver.
10800056

Easy Install
RF Remote Control with
Wireless Projector Coupling

This accessory is a combination of the Easy Install RF Remote Control and the Wireless Projector Coupling accessories. This complete set will unroll the projection screen when the projector is activated. The Projector Coupling can be connected to projectors with a 12 Volt DC/85 mA output and operates on frequency 868.3 MHz.
10800057 EU
10800070 UK
10800069 CH

Easy Install
Projector Coupling with Cable

The wired Projector Coupling can be connected to projectors with a 12 Volt DC/85 mA output and is directly connected to the projection screen. This accessory functions as a trigger that unrolls the projection screen when the projector is activated. The Projector Coupling with cable is equipped with a manual override switch on the trigger case and is supplied with a five-metre long, black cable. Available with European, UK or Swiss plug.
10800059 EU
10800074 UK
10800075 CH

Easy Install
Plug and Play
RS232 Control Kit

With the RS232 Control Kit a projection screen can be operated with RS232 serial protocol. This accessory can only be used in combination with the Easy Install Relay Box with Potential-Free Contacts. A distance of 44 metres can be covered by using a UTP CAT 5 cable.
10800080

RF Motor control options

RF Wall-Mounted Transmitter

For projection screens that have a built-in RF receiver a separate RF wall switch is available. This wall-mounted transmitter can be added to this configuration and operates on frequency 433.92 MHz. The wall mounted transmitter is ready for immediate use as a battery is included.
10800108

4-channel RF Remote Control

This remote control can be added or replace the standard one-channel RF Remote Control that is supplied with projection screens with a built-in RF receiver. This 4-channel remote control allows operation of up to four projection screens with integrated RF (433.92 MHz) controls at the same time. The screens can be operated individually or on a group basis.
10800107

Available for

- Tensioned DescenderPro RF
- DescenderPro RF
- Tensioned Elpro Concept RF
- Elpro Concept RF
- Compact RF Electrol

Accessories - installation

Wall Bracket

In certain cases it is advisable to mount the projection screen away from the wall. For example, this may be because there is a painting on the wall at the point where the projection screen should be mounted. In the case of overhead projection, it can also be necessary to position the projection screen fabric at an angle in order to prevent distortion of the image.

75 cm

40 cm

10 cm

Bracket	White RAL 9016	Black RAL 7021	Aluminium	Available for
	Product Code	Product Code	Product Code	
Wall Bracket 75 cm	10800001	10800020		Tensioned DescenderPro, DescenderPro, Tensioned Elpro Concept, Elpro Concept, Compact Electrol, Hapro CSR, ProScreen CSR, ProScreen
Wall Bracket 30 cm	10800041	10800042		
Wall Bracket 10 cm	10800090	10800091		Tensioned Elpro Concept, Elpro Concept, Compact Electrol, Hapro CSR, ProScreen CSR, ProScreen
Wall Bracket Elpro Large Electrol 40 cm	10800008			Tensioned Elpro Large Electrol, Elpro Large Electrol
Wall Bracket Master Electrol 40 cm			10800077	Master Electrol
Wall Bracket SlimScreen 57 cm	10800036	10800040		SlimScreen

Ceiling Bracket

Special ceiling brackets are available for mounting a projection screen in a room with a high ceiling or under a recessed ceiling. The ceiling brackets can be shortened on site as required.

Bracket	White RAL 9016	Black RAL 7021	Aluminium	Available for
	Product Code	Product Code	Product Code	
Ceiling Bracket M8 100 cm	10800004	10800017		Tensioned DescenderPro, DescenderPro, Tensioned Descender Large Electrol, Descender Large Electrol, Tensioned Elpro Concept, Elpro Concept, Hapro CSR
Ceiling Bracket M6 100 cm	10800002	10800005		Compact Electrol, ProScreen CSR, ProScreen, SlimScreen
Ceiling Bracket Elpro Large Electrol 100 cm	10800094			Tensioned Elpro Large Electrol, Elpro Large Electrol
Ceiling Bracket Master Electrol 100 cm			10800078	Master Electrol

Soffit Bracket

Bracket for making the mounting of a projection screen into a soffit easy. With the Soffit Bracket the points of suspension are moved to the side of the case making it easy to mount the projection screen, even in a narrow soffit.

Bracket (Aluminium)	Product Code	Available for
Soffit Bracket	10800089	Tensioned Elpro Concept, Elpro Concept, Compact Electrol, Hapro CSR, ProScreen CSR, ProScreen
Soffit Bracket Elpro Large Electrol	10800093	Tensioned Elpro Large Electrol, Elpro Large Electrol

BrightSight

BrightSight is composed of a special mixture of mild cleaning ingredients based on alcohol and is the first cleaning system for projection screens which is both effective and safe. Simply spray a small amount of BrightSight on to the screen. Clean horizontally with a clean cloth and you're done. BrightSight offers ideal protection for every valuable projection screen fabric. With BrightSight, Projecta offers a unique cleaning solution to extend the life of each projection screen. Make sure the material is dry before storing or retracting the surface.

Type	Product Code
1 × 0.75 l BrightSight	10800998
3 × 0.75 l BrightSight	10800999
12 × 0.75 l BrightSight	10800997

Screen Bag

Protective cover protects the tripod screen from dust and prevents damage during transportation.

Type	Product Code
Screen width 127 - 152 cm	10830043
Screen width 178 cm	10830045
Screen width 213 cm	10830046
Screen width 244 cm	10830047

StandMaster I

- High quality, portable projector table for professional projection presentations at any desired location.
- The StandMaster I is a robust and reliable projector table with a streamlined design and easy to operate.
- Easy, infinite height adjustment with built-in pneumatic spring.
- The StandMaster I features two foldaway shelves for projector and notebook. The lower shelf can also be rotated and is height adjustable.
- The sturdy steel frame is powder coated in dark grey (RAL 7021) and the shelves are light grey (RAL 7035). The large, heavy duty wheels measure 12.5 cm in diameter.
- Easy to assemble.
- An optional black Skirting Kit is available for the StandMaster.

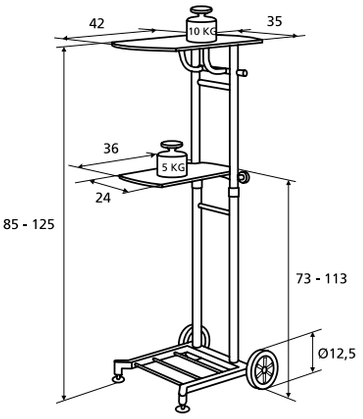

Dimensions and product codes on 104

StandMaster II

- Robust, portable projector table suitable for larger projectors.
- The StandMaster II is a robust and sturdy projector table which is designed to be easy to operate.
- Infinite height adjustment with crank mechanism.
- The large upper shelf is inclinable to an angle of 15 degrees and the large lower shelf can be detached or moved.
- Large wheels in front and casters to the rear provide optimum maneuverability.
- The sturdy steel frame is powder coated in dark grey (RAL 7021) and the shelves are light grey (RAL 7035). The extra large, heavy duty wheels measure 16.5 cm in diameter.
- Easy to assemble.
- An optional black Skirting Kit is available for the StandMaster.

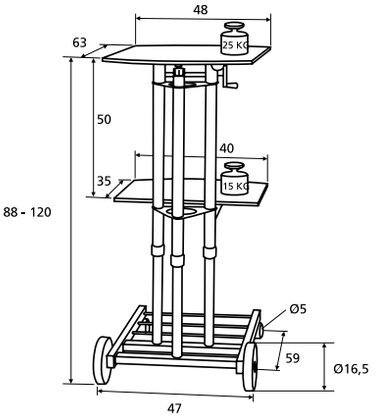

Dimensions and product codes on 104

Gigant

- Sturdy and robust projector table with two shelves at different heights.
- The Gigant has two adjustable feet for extra stability.
- Both the upper shelf and the lower shelf can be folded away and the upper shelf is inclinable.
- The sturdy steel frame is powder coated in dark grey (RAL 7021) and the shelves are light grey (RAL 7035).
- Immediately ready for use.

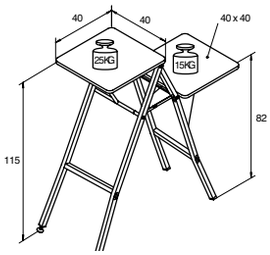

Dimensions and product codes on 104

Solo 8000 / 9000

- The Solo 8000 features a fixed upper shelf, while the upper shelf on the Solo 9000 is inclinable.
- The edges on the upper shelf are raised and there is also an extra rail to protect the projector.
- The height of the Solo 8000 can be adjusted using star knobs and the height of the Solo 9000 is infinitely adjustable.
- Four casters for easy transportation.
- The sturdy steel frame is powder coated in dark grey (RAL 7021) and the shelves are light grey (RAL 7035).
- Easy to assemble.

Dimensions and product codes on 104

Da-Lite
Projection Screens

FOR YOUR IMAGE™

Large venue projection screens

74

Arena Electrol

75

Studio Electrol

76

GiantScreen Electrol

Fixed frame projection screens

77

Wireline Advantage

78

UTB Contour

79

Series 200 / 300

Rear projection screens

80

Flex Plex

81

Holo Screen

Matte White
Viewing Angle: 100°
Gain: 1.0

Matte White Sound
Viewing Angle: 100°
Gain: 1.0

Retrotex
Viewing Angle: 60°
Gain: 0.5

Customisation

Other

Available dimensions

Minimum width: 5 m
Maximum width: 14 m
Maximum height: 8 m

Other options

- Available with a RF motor (remote control) and with a non-RF motor (wall switch). Request a non-RF motor for connection to an AV control system.

Arena Electrol

The Arena Electrol is the solution to your large venue motorized projection screen needs.

- Robust case with a powerful motor and Polichinelle, which is a unique motorized cable and pulley system.
- The Polichinelle system guarantees a safe, taut and horizontal screen projection surface even in the largest sizes.
- The case and the projection screen surface can be made to exactly the right size.
- Available with Matte White or Matte White Sound projection screen surfaces.
- The Arena Electrol is supplied with a RF remote control as standard.
- The screen is mounted using mounting brackets on the top or to the rear of the case. Depending on the length of the case, the screen is supplied with up to four brackets.
- Also available with a rear projection screen surface in addition to Matte White. The seam in the rear projection screen surface may be slightly visible under projection.
- The motor is equipped with electric locks to prevent inadvertent unrolling and features thermal overload cut-off.

Polichinelle System

In a standard projection screen, the weight of the slat bar, along with other elements, ensure that the projection screen surface remains properly tensioned. The Polichinelle system reverses the usual situation to achieve the correct tension. With this system, the projection screen surface rolls up around the slat bar which is retracted by two steel cables. This system can be adjusted both in the case and the slat bar, ensuring that the projection screen surface is smooth and taut under tension. The Polichinelle System ensures the flattest possible screen surfaces for sizes over 8 meters wide and is the ideal choice for auditoriums, theaters and other large venues.

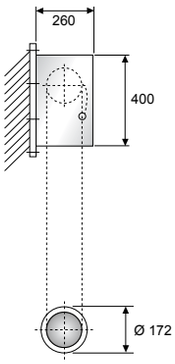

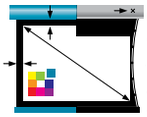

Customise this projection screen to perfectly fit your installation

Matte White projection surface in this projection screen is a vinyl based material without black backing.

Dimensions and product codes on 105

Matte White
Viewing Angle: 100°
Gain: 1.0

Matte White Sound
Viewing Angle: 100°
Gain: 1.0

Retrotex
Viewing Angle: 60°
Gain: 0.5

Customisation

16:10 **4:3** **Other**

Available dimensions
Minimum width: 7 m
Maximum width: 10 m
Maximum height: 6 m

Studio Electrol

The Studio Electrol is ideal for large screen applications including auditoriums, stages, arenas and multi-purpose rooms.

- Robust case with a powerful motor.
- Limit switches are factory set guaranteeing a long life span. The Studio Electrol is supplied with a wall switch.
- The screen is mounted using four flexible mounting brackets on the top or to the rear of the case.
- The motor is equipped with electric locks to prevent inadvertent unrolling and features thermal overload cut-off.
- The underside of the case is open as standard. A closed version can be supplied at additional cost.
- Also available with a rear projection screen surface in addition to Matte White.
  The seam in the rear projection screen surface may be slightly visible under projection.
- The case and the projection screen surface can be made to exactly the right size.

Aluminium case



Rounded slat bar

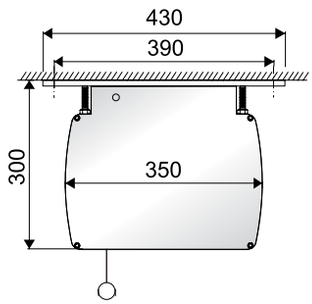

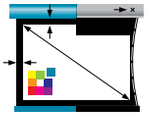

Customise this projection screen to perfectly fit your installation

Matte White projection surface in this projection screen is a vinyl based material without black backing.

Dimensions and product codes on 105

Matte White
Viewing Angle: 100°
Gain: 1.0

Matte White Sound
Viewing Angle: 100°
Gain: 1.0

Retrotex
Viewing Angle: 60°
Gain: 0.5

Customisation

16:10 **4:3** **Other**

Available dimensions
Minimum width: 5 m
Maximum width: 7 m
Maximum height: 5 m

GiantScreen Electrol

The first choice for medium to large size venues.

- Robust case with a powerful motor.
- Limit switches are factory set guaranteeing a long life span. The GiantScreen Electrol is supplied with a wall switch.
- The projection screen is mounted to the wall and/or ceiling using three brackets which can be positioned flexibly. The brackets can be positioned up to one meter from each side.
- The motor is equipped with electric locks to prevent inadvertent unrolling and features thermal overload cut-off.
- The underside of the case is open as standard. A closed version can be supplied at additional cost.
- Also available with a rear projection screen surface in addition to matte white. The seam in the rear projection screen surface may be slightly visible under projection.
- The case and the projection screen surface can be made to exactly the right size.

Robust case

Adjustable mounting brackets

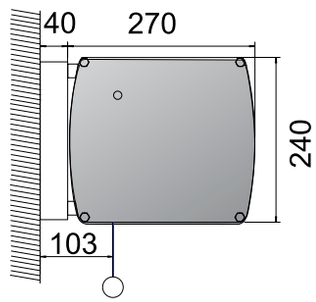

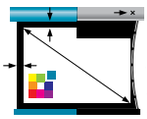

Customise this projection screen to perfectly fit your installation

Matte White projection surface in this projection screen is a vinyl based material without black backing.

Dimensions and product codes on 105

HD Progressive 0.6
Viewing Angle: 170°
Gain: 0.6

HD Progressive 0.9
Viewing Angle: 170°
Gain: 0.9

HD Progressive 1.1
Viewing Angle: 170°
Gain: 1.1

HD Progressive 1.3
Viewing Angle: 150°
Gain: 1.3

Dual Vision
Viewing Angle: 130°
Gain: 0.9

Customisation

16:10 **16:9**

Available dimensions
Minimum width: 300 cm
Maximum width: 488 cm

Wireline Advantage

- Designed for large venues, the Wireline Advantage uses thin steel cables up to 8.8 meters instead of black drop to lower the screen to an appropriate viewing height.
- The Advantage line of projection screens is designed with ceiling trim in place. Once the screen is installed, the screen trim conceals the rough opening.
- Sliding installation brackets make it easy to attach the screen housing to the structure above the drop ceiling.
- Available without trim flange for non-ceiling recessed applications
- Tensioning Cable System to prevent warping and ensure even lateral tension. Tensioned screens ensure the smoothest surface possible
- Standard with radio frequency motor and hand-held remote. Optional radio frequency control accessories include single channel wall switch, dry contact interface, and RS-232 interface
- Seamless projection surfaces in all models.

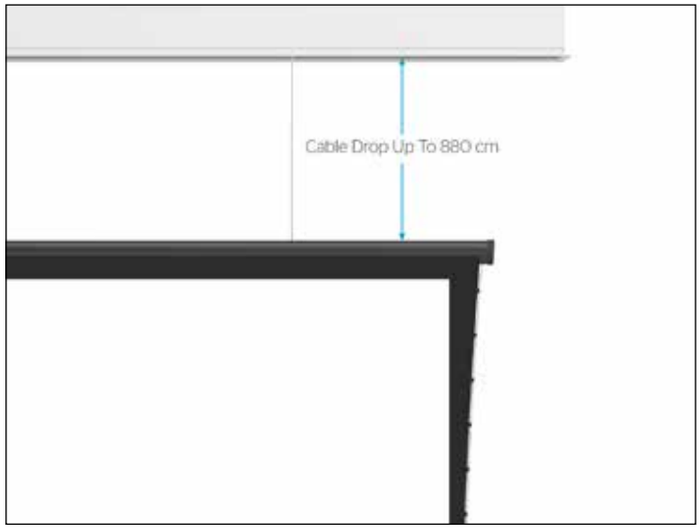

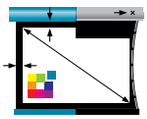

Customise this projection screen to perfectly fit your installation

Dimensions and product codes on 106

HD Progressive 0.6
Viewing Angle: 170°
Gain: 0.6

HD Progressive 0.9
Viewing Angle: 170°
Gain: 0.9

HD Progressive 1.1
Viewing Angle: 170°
Gain: 1.1

HD Progressive 1.3
Viewing Angle: 150°
Gain: 1.3

Customisation

16:10 **16:9**

Available dimensions
Minimum width: 203 cm
Maximum width: 488 cm

HD PROGRESSIVE

UTB Contour

The UTB Contour is a fixed frame screen that features an ultra-thin bezel frame and low profile.

- Designed to look like a large flat panel, the UTB Contour can more than double the size of the largest flat panel televisions available.
- The UTB Contour has the smallest edge (6 mm) of any fixed frame on the market.
- Low profile flat panel design – 3.5 cm off the wall.
- The UTB Contour features the latest technology in projection surfaces to maximize the technology of your projector, HD Progressive designed for 1080p, 4K and Ultra HD.
- Standard black backing retains projected brightness and seamless in all sizes.



Smallest edge in the market



Low profile installation

Customise this projection screen to perfectly fit your installation

Dimensions and product codes on 106

Other

Available dimensions
Minimum width: 12 m
Maximum width: 40 m

Series 200 / 300

Heavy duty lace and grommet tensioned screen up to 40 metres wide in front projection and 12 metres wide in rear projection, either straight or curved.

- The screen's robust tubular frame construction keeps the fabric taut, making it possible for the screen to be suspended freely from a truss construction for large events.
- The screen is also well suited for wall mounting and can even be mounted on legs.
- The Series 200 and 300 will be customised to project specifications.
- The curved version can be supplied with any degree of curvature based on a single axis.
- Suitable for any situation requiring special projection solutions, including custom shapes and sizes such as circles, trapezoid shapes and triangles.
- The frame can be attractively finished with a black velvet edging, whereby the black velvet prevents reflection and serves to absorb projected light.
- The frame is constructed of aluminium tubing with pre-mounted and pre-positioned tensioning cords and "S" hooks for easy mounting which are concealed by the velvet edging.
- The tubing diameter for the Series 200 is 5.1 cm with screens available up to a width of 9 metres.
- The tubing diameter for the Series 300 is 7.6 cm with screens available up to a width of 40 metres.
- The curved Series 200 or 300 is ideal for simulation and demonstration applications.
- The screen can be optionally packed in robust plastic travel cases on wheels.



Robust tubular frame construction

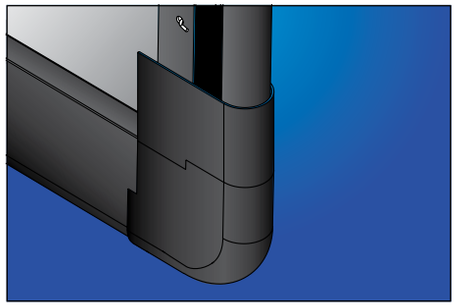

The frame can be finished with a black velvet edging

Customise this projection screen to perfectly fit your installation

DA-100
Viewing Angle: 70°
Gain: 1.0

DA-130
Viewing Angle: 68°
Gain: 1.3

DA-150
Viewing Angle: 64°
Gain: 1.5

DA-180
Viewing Angle: 60°
Gain: 1.8

DA-230
Viewing Angle: 50°
Gain: 2.3

DA-50 WA
Viewing Angle: 120°
Gain: 0.5

DA-75 WA
Viewing Angle: 156°
Gain: 0.75

DA-100 WA
Viewing Angle: 104°
Gain: 1.0

16:10 **16:9**

Available dimensions
Maximum width: 792 cm
Maximum height: 277 cm

Flex Plex

- Flex Plex is an easy transportable and roll-able solution for in-wall installations. FlexPlex is designed for applications that cannot accommodate a large crate.
- The Flex Plex is an acrylic, lightweight rear projection screen that ships in a roll.
- Coatings are permanently bonded to the substrate and cannot peel off.
- Select the optical coating that best suits your installation. Please note that with high resolution projection we recommend the wide angle (WA) coatings.
- The substrate has an optical coating on one surface that does not exceed 0.1 mm in thickness.
- Acrylic screen materials offer high resolution diffusive reflection for permanent installations.
- The thin diffusion coating is permanently bonded to the acrylic substrate and cannot peel off like laminated film or vinyl based diffusion screens.
- Acrylic substrate for breakage resistance, lightweight, high optical quality, ease of handling and superior transmission.
- The screen substrate is made of a clear acrylic plastic.
- Ships in a roll and Includes frame, mounting t-track and trim.

Other

Available dimensions
Maximum width: 762 cm
Maximum height: 277 cm

Holo Screen

The Holo Screen is designed for point-of-sale applications in retail stores, window displays, airports, banks and other high traffic areas.

- The transparent display allows viewers to look at and see through the screen.
- The Holo Screen is a single piece acrylic rear projection screen with a specially designed optical coating. This optical coating bonds to the acrylic so it will not crack, peel or become discolored.
- The Holo Screen features an advanced holographic technology that displays images rear projected from 18-35 degrees. The result is a remarkably bright and clear image - even in brightly lit environments.
- The Holo Screen is available in custom sizes up to 277 cm height and 762 cm width.
- The Holo Screen includes an aluminum extruded top and bottom frame for ease of installation. Adjustable and lockable fasteners and stainless steel cables complete the installation.

Customise this projection screen to perfectly fit your installation

DA-LITE impressions

PROJECTA

CEILING RECESSED PROJECTION SCREENS
84 Tensioned DescenderPro
88 DescenderPro

WALL AND CEILING MOUNTED SCREENS
90 Tensioned Elpro Concept
92 Elpro Concept
94 Compact Electrol

LARGER INSTALLATION PROJECTION SCREENS
95 Extensa
96 Tensioned Descender Large Electrol
96 Descender Large Electrol
97 Tensioned Elpro Large Electrol
97 Elpro Large Electrol
97 Master Electrol

FIXED FRAME PROJECTION SCREENS
98 Parallax 0.8
98 Parallax UST 0.45
98 HomeScreen Deluxe
99 HomeScreen
99 FullVision

DRY ERASE PROJECTION SCREENS
100 Dry Erase Screen
100 Dry Erase Screen Panoramic

MANUAL WALL AND CEILING MOUNTED SCREENS
101 Hapro CSR
101 ProScreen CSR
103 SlimScreen

PORTABLE AND TRIPOD PROJECTION SCREENS
103 Picture King®
103 LiteScreen

ACCESSORIES
104 Screen Bag
104 BrightSight

AV FURNITURES
104 StandMaster I
104 StandMaster II
104 Gigant
104 Solo 8000 / 9000

DA-LITE®

LARGE VENUE PROJECTION SCREENS
105 Arena Electrol
105 Studio Electrol
106 GiantScreen Electrol
106 Wireline Advantage

FIXED FRAME PROJECTION SCREENS
106 UTB Contour

Tensioned DescenderPro RF HD

Aspect Ratio	Overall Dimensions	Viewing Area	Nominal Diagonal		Black Drop	Screen Surfaces				
						HD Progressive 0.6	HD Progressive 0.9	HD Progressive 1.1	HD Progressive 1.3	HD Progressive 1.1 Contrast
	W cm	H × W cm	cm	inches	cm	Prod. Code	Prod. Code	Prod. Code	Prod. Code	Prod. Code
16:10	200	119 × 190	224	88	30	10104471	10104482	10104493	10104504	10104515
	220	131 × 210	246	97	30	10104472	10104483	10104494	10104505	10104516
	240	144 × 230	272	107	30	10104473	10104484	10104495	10104506	10104517
	260	156 x 250	295	116	30	10104474	10104485	10104496	10104507	10104518
	280	169 x 270	318	125	30	10104475	10104486	10104497	10104508	10104519
	300	181 x 290	343	135	30	10104476	10104487	10104498	10104509	10104520
	320	194 x 310	366	144	30	10104477	10104488	10104499	10104510	10104521
	340	206 x 330	389	153	30	10104478	10104489	10104500	10104511	10104522
	360	219 x 350	411	162	30	10104479	10104490	10104501	10104512	10104523
	480	231 x 370	437	172	30	10104480	10104491	10104502	10104513	10104524
	400	244 x 390	460	181	30	10104481	10104492	10104503	10104514	10104525
16:9	200	107 x 190	224	88	30	10104405	10104416	10104427	10104438	10104449
	220	118 x 210	246	97	30	10104406	10104417	10104428	10104439	10104450
	240	129 x 230	272	107	30	10104407	10104418	10104429	10104440	10104451
	260	141 x 250	295	116	30	10104408	10104419	10104430	10104441	10104452
	280	152 x 270	318	125	30	10104409	10104420	10104431	10104442	10104453
	300	163 × 290	343	135	30	10104410	10104421	10104432	10104443	10104454
	320	174 x 310	366	144	30	10104411	10104422	10104433	10104444	10104455
	340	186 × 330	389	153	30	10104412	10104423	10104434	10104445	10104456
	360	197 x 350	411	162	30	10104413	10104424	10104435	10104446	10104457
	380	208 x 370	437	172	30	10104414	10104425	10104436	10104447	10104458
	400	219 x 390	460	181	30	10104415	10104426	10104437	10104448	10104459

26

Tensioned DescenderPro RF HD - Screen Case / Screen Surface Assembly

Aspect Ratio	Overall Dimensions	Viewing Area	Nominal Diagonal		Black Drop	Screen Case (RAL 9016)	Screen Surfaces				
							HD Progressive 0.6	HD Progressive 0.9	HD Progressive 1.1	HD Progressive 1.3	HD Progressive 1.1 Contrast
	W cm	H × W cm	cm	inches	cm	Prod. Code	Prod. Code	Prod. Code	Prod. Code	Prod. Code	Prod. Code
16:10	200	119 × 190	224	88	30	10800160	10106471	10106482	10106493	10106504	10106515
	220	131 × 210	246	97	30	10800161	10106472	10106483	10106494	10106505	10106516
	240	144 × 230	272	107	30	10800162	10106473	10106484	10106495	10106506	10106517
	260	156 x 250	295	116	30	10800163	10106474	10106485	10106496	10106507	10106518
	280	169 x 270	318	125	30	10800164	10106475	10106486	10106497	10106508	10106519
	300	181 x 290	343	135	30	10800165	10106476	10106487	10106498	10106509	10106520
	320	194 x 310	366	144	30	10800166	10106477	10106488	10106499	10106510	10106521
	340	206 x 330	389	153	30	10800167	10106478	10106489	10106500	10106511	10106522
	360	219 x 350	411	162	30	10800168	10106479	10106490	10106501	10106512	10106523
	480	231 x 370	437	172	30	10800169	10106480	10106491	10106502	10106513	10106524
	400	244 x 390	460	181	30	10800170	10106481	10106492	10106503	10106514	10106525
16:9	200	107 x 190	224	88	30	10800160	10106405	10106416	10106427	10106438	10106449
	220	118 x 210	246	97	30	10800161	10106406	10106417	10106428	10106439	10106450
	240	129 x 230	272	107	30	10800162	10106407	10106418	10106429	10106440	10106451
	260	141 x 250	295	116	30	10800163	10106408	10106419	10106430	10106441	10106452
	280	152 x 270	318	125	30	10800164	10106409	10106420	10106431	10106442	10106453
	300	163 × 290	343	135	30	10800165	10106410	10106421	10106432	10106443	10106454
	320	174 x 310	366	144	30	10800166	10106411	10106422	10106433	10106444	10106455
	340	186 × 330	389	153	30	10800167	10106412	10106423	10106434	10106445	10106456
	360	197 x 350	411	162	30	10800168	10106413	10106424	10106435	10106446	10106457
	380	208 x 370	437	172	30	10800169	10106414	10106425	10106436	10106447	10106458
	400	219 x 390	460	181	30	10800170	10106415	10106426	10106437	10106448	10106459

26

Tensioned DescenderPro RF

Aspect Ratio	Overall Dimensions	Viewing Area	Nominal Diagonal		Black Drop	Screen Surfaces	
						Matte White	Dual Vision
	W cm	H × W cm	cm	inches	cm	Prod. Code	Prod. Code
16:10	200	119 × 190	224	88	30	10104460	On request
	220	131 × 210	246	97	30	10104461	On request
	240	144 × 230	272	107	30	10104462	On request
	260	156 x 250	295	116	30	10104463	On request
	280	169 x 270	318	125	30	10104464	On request
	300	181 x 290	343	135	30	10104465	On request
	320	194 x 310	366	144	30	10104466	On request
	340	206 x 330	389	153	30	10104467	On request
	360	219 x 350	411	162	30	10104468	On request
	380	231 x 370	437	172	30	10104469	On request
	400	244 x 390	460	181	30	10104470	On request
16:9	200	107 x 190	218	86	30	10104394	On request
	220	118 x 210	241	95	30	10104395	On request
	240	129 x 230	264	104	30	10104396	On request
	260	141 x 250	287	113	30	10104397	On request
	280	152 × 270	310	122	30	10104398	On request
	300	163 × 290	333	131	30	10104399	On request
	320	174 × 310	356	140	30	10104400	On request
	340	186 × 330	378	149	30	10104401	On request
	360	197 x 350	401	158	30	10104402	On request
	380	208 x 370	424	167	30	10104403	On request
	400	219 x 390	447	176	30	10104404	On request

26

Tensioned DescenderPro RF - Screen Case / Screen Surface Assembly

Aspect Ratio	Overall Dimensions	Viewing Area	Nominal Diagonal		Black Drop	Screen Case **(RAL 9016)**	Screen Surfaces	
							Matte White	Dual Vision
	W cm	H × W cm	cm	inches	cm	Prod. Code	Prod. Code	Prod. Code
16:10	200	119 × 190	224	88	30	10800160	10106460	On request
	220	131 × 210	246	97	30	10800161	10106461	On request
	240	144 × 230	272	107	30	10800162	10106462	On request
	260	156 x 250	295	116	30	10800163	10106463	On request
	280	169 x 270	318	125	30	10800164	10106464	On request
	300	181 x 290	343	135	30	10800165	10106465	On request
	320	194 x 310	366	144	30	10800166	10106466	On request
	340	206 x 330	389	153	30	10800167	10106467	On request
	360	219 x 350	411	162	30	10800168	10106468	On request
	380	231 x 370	437	172	30	10800169	10106469	On request
	400	244 x 390	460	181	30	10800170	10106470	On request
16:9	200	107 x 190	218	86	30	10800160	10106394	On request
	220	118 x 210	241	95	30	10800161	10106395	On request
	240	129 x 230	264	104	30	10800162	10106396	On request
	260	141 x 250	287	113	30	10800163	10106397	On request
	280	152 × 270	310	122	30	10800164	10106398	On request
	300	163 × 290	333	131	30	10800165	10106399	On request
	320	174 × 310	356	140	30	10800166	10106400	On request
	340	186 × 330	378	149	30	10800167	10106401	On request
	360	197 x 350	401	158	30	10800168	10106402	On request
	380	208 x 370	424	167	30	10800169	10106403	On request
	400	219 x 390	447	176	30	10800170	10106404	On request

26

Tensioned DescenderPro HD

Aspect Ratio	Overall Dimensions	Viewing Area	Nominal Diagonal		Black Drop	Screen Surfaces				
						HD Progressive 0.6	HD Progressive 0.9	HD Progressive 1.1	HD Progressive 1.3	HD Progressive 1.1 Contrast
	W cm	H × W cm	cm	inches	cm	Prod. Code	Prod. Code	Prod. Code	Prod. Code	Prod. Code
16:10	200	119 × 190	224	88	30	10104683	10104694	10104705	10104716	10104727
	220	131 × 210	246	97	30	10104684	10104695	10104706	10104717	10104728
	240	144 × 230	272	107	30	10104685	10104696	10104707	10104718	10104729
	260	156 x 250	295	116	30	10104686	10104697	10104708	10104719	10104730
	280	169 x 270	318	125	30	10104687	10104698	10104709	10104720	10104731
	300	181 x 290	343	135	30	10104688	10104699	10104710	10104721	10104732
	320	194 x 310	366	144	30	10104689	10104700	10104711	10104722	10104733
	340	206 x 330	389	153	30	10104690	10104701	10104712	10104723	10104734
	360	219 x 350	411	162	30	10104691	10104702	10104713	10104724	10104735
	380	231 x 370	437	172	30	10104692	10104703	10104714	10104725	10104736
	400	244 x 390	460	181	30	10104693	10104704	10104715	10104726	10104737
16:9	200	107 x 190	224	88	30	10104617	10104628	10104639	10104650	10104661
	220	118 x 210	246	97	30	10104618	10104629	10104640	10104651	10104662
	240	129 x 230	272	107	30	10104619	10104630	10104641	10104652	10104663
	260	141 x 250	295	116	30	10104620	10104631	10104642	10104653	10104664
	280	152 x 270	318	125	30	10104621	10104632	10104643	10104654	10104665
	300	163 × 290	343	135	30	10104622	10104633	10104644	10104655	10104666
	320	174 x 310	366	144	30	10104623	10104634	10104645	10104656	10104667
	340	186 × 330	389	153	30	10104624	10104635	10104646	10104657	10104668
	360	197 x 350	411	162	30	10104625	10104636	10104647	10104658	10104669
	380	208 x 370	437	172	30	10104626	10104637	10104648	10104659	10104670
	400	219 x 390	460	181	30	10104627	10104638	10104649	10104660	10104671

26

Tensioned DescenderPro HD - Screen Case / Screen Surface Assembly

Aspect Ratio	Overall Dimensions	Viewing Area	Nominal Diagonal		Black Drop	Screen Case (RAL 9016)	Screen Surfaces				
							HD Progressive 0.6	HD Progressive 0.9	HD Progressive 1.1	HD Progressive 1.3	HD Progressive 1.1 Contrast
	W cm	H × W cm	cm	inches	cm	Prod. Code	Prod. Code	Prod. Code	Prod. Code	Prod. Code	Prod. Code
16:10	200	119 × 190	224	88	30	10800160	10106683	10106694	10106705	10106716	10106727
	220	131 × 210	246	97	30	10800161	10106684	10106695	10106706	10106717	10106728
	240	144 × 230	272	107	30	10800162	10106685	10106696	10106707	10106718	10106729
	260	156 x 250	295	116	30	10800163	10106686	10106697	10106708	10106719	10106730
	280	169 x 270	318	125	30	10800164	10106687	10106698	10106709	10106720	10106731
	300	181 x 290	343	135	30	10800165	10106688	10106699	10106710	10106721	10106732
	320	194 x 310	366	144	30	10800166	10106689	10106700	10106711	10106722	10106733
	340	206 x 330	389	153	30	10800167	10106690	10106701	10106712	10106723	10106734
	360	219 x 350	411	162	30	10800168	10106691	10106702	10106713	10106724	10106735
	380	231 x 370	437	172	30	10800169	10106692	10106703	10106714	10106725	10106736
	400	244 x 390	460	181	30	10800170	10106693	10106703	10106715	10106726	10106737
16:9	200	107 x 190	224	88	30	10800160	10106617	10106617	10106639	10106650	10106661
	220	118 x 210	246	97	30	10800161	10106618	10106618	10106640	10106651	10106662
	240	129 x 230	272	107	30	10800162	10106619	10106619	10106641	10106652	10106663
	260	141 x 250	295	116	30	10800163	10106620	10106620	10106642	10106653	10106664
	280	152 x 270	318	125	30	10800164	10106621	10106621	10106643	10106654	10106665
	300	163 × 290	343	135	30	10800165	10106622	10106622	10106644	10106655	10106666
	320	174 x 310	366	144	30	10800166	10106623	10106623	10106645	10106656	10106667
	340	186 × 330	389	153	30	10800167	10106624	10106624	10106646	10106657	10106668
	360	197 x 350	411	162	30	10800168	10106625	10106625	10106647	10106658	10106669
	380	208 x 370	437	172	30	10800169	10106626	10106626	10106648	10106659	10106670
	400	219 x 390	460	181	30	10800170	10106627	10106627	10106649	10106660	10106671

26

Tensioned DescenderPro

Aspect Ratio	Overall Dimensions	Viewing Area	Nominal Diagonal		Black Drop	Screen Surfaces
						Matte White
	W cm	H × W cm	cm	inches	cm	Prod. Code
16:10	200	119 × 190	224	88	30	10104672
	220	131 × 210	246	97	30	10104673
	240	144 × 230	272	107	30	10104674
	260	156 x 250	295	116	30	10104675
	280	169 x 270	318	125	30	10104676
	300	181 x 290	343	135	30	10104677
	320	194 x 310	366	144	30	10104678
	340	206 x 330	389	153	30	10104679
	360	219 x 350	411	162	30	10104680
	380	231 x 370	437	172	30	10104681
	400	244 x 390	460	181	30	10104682
16:9	200	107 x 190	224	88	30	10104606
	220	118 x 210	246	97	30	10104607
	240	129 x 230	272	107	30	10104608
	260	141 x 250	295	116	30	10104609
	280	152 x 270	318	125	30	10104610
	300	163 × 290	343	135	30	10104611
	320	174 x 310	366	144	30	10104612
	340	186 × 330	389	153	30	10104613
	360	197 x 350	411	162	30	10104614
	380	208 x 370	437	172	30	10104615
	400	219 x 390	460	181	30	10104616

26

Tensioned DescenderPro - Screen Case / Screen Surface Assembly

Aspect Ratio	Overall Dimensions	Viewing Area	Nominal Diagonal		Black Drop	Screen Case (RAL 9016)	Screen Surfaces	
							Matte White	Dual Vision
	W cm	H × W cm	cm	inches	cm	Prod. Code	Prod. Code	Prod. Code
16:10	200	119 × 190	224	88	30	10800160	10106672	On request
	220	131 × 210	246	97	30	10800161	10106673	On request
	240	144 × 230	272	107	30	10800162	10106674	On request
	260	156 x 250	295	116	30	10800163	10106675	On request
	280	169 x 270	318	125	30	10800164	10106676	On request
	300	181 x 290	343	135	30	10800165	10106677	On request
	320	194 x 310	366	144	30	10800166	10106678	On request
	340	206 x 330	389	153	30	10800167	10106679	On request
	360	219 x 350	411	162	30	10800168	10106680	On request
	380	231 x 370	437	172	30	10800169	10106681	On request
	400	244 x 390	460	181	30	10800170	10106682	On request
16:9	200	107 x 190	224	88	30	10800160	10106606	On request
	220	118 x 210	246	97	30	10800161	10106607	On request
	240	129 x 230	272	107	30	10800162	10106608	On request
	260	141 x 250	294	116	30	10800163	10106609	On request
	280	152 × 270	318	125	30	10800164	10106610	On request
	300	163 × 290	343	135	30	10800165	10106611	On request
	320	174 × 310	366	144	30	10800166	10106612	On request
	340	186 × 330	389	153	30	10800167	10106613	On request
	360	197 x 350	411	162	30	10800168	10106614	On request
	380	208 x 370	437	172	30	10800169	10106615	On request
	400	219 x 390	460	181	30	10800170	10106616	On request

26

DescenderPro RF

Aspect Ratio	Overall Dimensions	Viewing Area		Nominal Diagonal		Black Drop	Screen Surfaces			
							Matte White		High Contrast	Datalux
		With Borders	Without Borders				With Borders	Without Borders		
	H × W cm	H × W cm	H × W cm	cm	inches	cm	Prod. Code	Prod. Code	Prod. Code	Prod. Code
16:10	129 × 200	119 × 190	129 × 200	224	88	5	10104584	10144584		10104595
	141 × 220	131 × 210	141 × 220	246	97	5	10104585	10144585		10104596
	154 × 240	144 × 230	154 × 240	272	107	5	10104586	10144586		10104597
	166 x 260	156 x 250	166 x 260	295	116	5	10104587	10144587		10104598
	179 x 280	169 x 270	179 x 280	318	125	5	10104588	10144588		10104599
	191 x 300	181 x 290	191 x 300	343	135	5	10104589	10144589		10104600
	204 x 320	194 x 310	204 x 320	366	144	5	10104590	10144590		10104601
	216 x 340	206 x 330	216 x 340	389	153	5	10104591	10144591		10104602
	229 x 360	219 x 350	229 x 360	411	162	5	10104592	10144592		10104603
	241 x 380	231 x 370	241 x 380	437	172	5	10104593	10144593		10104604
	254 x 400	244 x 390	254 x 400	460	181	5	10104594	10144594		10104605
16:9	117 x 200	107 x 190	117 x 200	218	86	5	10104551	10144551	10104573	10104562
	128 x 220	118 x 210	128 x 220	241	95	5	10104552	10144552	10104574	10104563
	139 x 240	129 x 230	139 x 240	264	104	5	10104553	10144553	10104575	10104564
	151 x 260	141 x 250	151 x 260	287	113	5	10104554	10144554	10104576	10104565
	162 x 280	152 x 270	162 x 280	310	122	5	10104555	10144555	10104577	10104566
	173 x 300	163 x 290	173 x 300	333	131	5	10104556	10144556	10104578	10104567
	184 x 320	174 x 310	184 x 320	356	140	5	10104557	10144557	10104579	10104568
	196 x 340	186 x 330	196 x 340	378	149	5	10104558	10144558	10104580	10104569
	207 x 360	197 x 350	207 x 360	401	158	5	10104559	10144559	10104581	10104570
	218 x 380	208 x 370	218 x 380	424	167	5	10104560	10144560	10104582	10104571
	229 x 400	219 x 390	229 x 400	447	176	5	10104561	10144561	10104583	10104572
4.3	153 x 200	143 x 190	153 x 200	239	94	5	10104526	10144526	10104544	10104537
	168 x 220	158 x 210	168 x 220	262	103	5	10104527	10144527	10104545	10104538
	183 x 240	173 x 230	183 x 240	287	113	5	10104528	10144528	10104546	10104539
	198 x 260	188 x 250	213 x 280	312	123	5	10104529	10144529	10104547	10104540
	213 x 280	203 x 270	228 x 300	338	133	5	10104530	10144530	10104548	10104541
	228 x 300	218 x 290	243 x 320	363	143	5	10104531	10144531	10104549	10104542
	243 x 320	233 x 310	258 x 340	389	153	5	10104532	10144532	10104550	10104543
	258 x 340	248 x 330	258 x 340	414	163	5	10104533	10144533		
	273 x 360	263 x 350	273 x 360	437	172	5	10104534	10144534		
	288 x 380	278 x 370	288 x 380	462	182	5	10104535	10144535		
	303 x 400	293 x 390	303 x 400	488	192	5	10104536	10144536		

28

DescenderPro RF - Screen Case / Screen Assembly

Aspect Ratio	Overall Dimensions	Viewing Area		Nominal Diagonal		Black Drop	Screen Case (RAL 9016)	Screen Surfaces			
								Matte White		High Contrast	Datalux
		With Borders	Without Borders					With Borders	Without Borders		
	H × W cm	H × W cm	H × W cm	cm	inches	cm	Prod. Code	Prod. Code	Prod. Code	Prod. Code	Prod. Code
16:10	129 × 200	119 × 190	129 x 200	224	88	5	10800160	10106584	10146584		10106595
	141 × 220	131 × 210	141 x 220	246	97	5	10800161	10106585	10146585		10106596
	154 × 240	144 × 230	154 x 240	272	107	5	10800162	10106586	10146586		10106597
	166 x 260	156 x 250	166 x 260	295	116	5	10800163	10106587	10146587		10106598
	179 x 280	169 x 270	179 x 280	318	125	5	10800164	10106588	10146588		10106599
	191 x 300	181 x 290	191 x 300	343	135	5	10800165	10106589	10146589		10106600
	204 x 320	194 x 310	204 x 320	366	144	5	10800166	10106590	10146590		10106601
	216 x 340	206 x 330	216 x 340	389	153	5	10800167	10106591	10146591		10106602
	229 x 360	219 x 350	229 x 360	411	162	5	10800168	10106592	10146592		10106603
	241 x 380	231 x 370	241 x 380	437	172	5	10800169	10106593	10146593		10106604
	254 x 400	244 x 390	254 x 400	460	181	5	10800170	10106594	10146594		10106605
16:9	117 x 200	107 x 190	117 x 200	218	86	5	10800160	10106551	10146551	10106573	10106562
	128 x 220	118 x 210	128 x 220	241	95	5	10800161	10106552	10146552	10106574	10106563
	139 x 240	129 x 230	139 x 240	264	104	5	10800162	10106553	10146553	10106575	10106564
	151 x 260	141 x 250	151 x 260	287	113	5	10800163	10106554	10146554	10106576	10106565
	162 x 280	152 x 270	162 x 280	310	122	5	10800164	10106555	10146555	10106577	10106566
	173 x 300	163 x 290	173 x 300	333	131	5	10800165	10106556	10146556	10106578	10106567
	184 x 320	174 x 310	184 x 320	356	140	5	10800166	10106557	10146557	10106579	10106568
	196 x 340	186 x 330	196 x 340	378	149	5	10800167	10106558	10146558	10106580	10106569
	207 x 360	197 x 350	207 x 360	401	158	5	10800168	10106559	10146559	10106581	10106570
	218 x 380	208 x 370	218 x 380	424	167	5	10800169	10106560	10146560	10106582	10106571
	229 x 400	219 x 390	229 x 400	447	176	5	10800170	10106561	10146561	10106583	10106572
4.3	153 x 200	143 x 190	153 x 200	239	94	5	10800160	10106526	10146526	10106544	10106537
	168 x 220	158 x 210	168 x 220	262	103	5	10800161	10106527	10146527	10106545	10106538
	183 x 240	173 x 230	183 x 240	287	113	5	10800162	10106528	10146528	10106546	10106539
	198 x 260	188 x 250	213 x 280	312	123	5	10800163	10106529	10146529	10106547	10106540
	213 x 280	203 x 270	228 x 300	338	133	5	10800164	10106530	10146530	10106548	10106541
	228 x 300	218 x 290	243 x 320	363	143	5	10800165	10106531	10146531	10106549	10106542
	243 x 320	233 x 310	258 x 340	389	153	5	10800166	10106532	10146532	10106550	10106543
	258 x 340	248 x 330	258 x 340	414	163	5	10800167	10106533	10146533		
	273 x 360	263 x 350	273 x 360	437	172	5	10800168	10106534	10146534		
	288 x 380	278 x 370	288 x 380	462	182	5	10800169	10106535	10146535		
	303 x 400	293 x 390	303 x 400	488	192	5	10800170	10106536	10146535		

28

DescenderPro

Aspect Ratio	Overall Dimensions	Viewing Area		Nominal Diagonal		Black Drop	Screen Surfaces			
							Matte White		High Contrast	Datalux
		With Borders	Without Borders				With Borders	Without Borders		
	H × W cm	H × W cm	H × W cm	cm	inches	cm	Prod. Code	Prod. Code	Prod. Code	Prod. Code
16:10	129 x 200	119 × 190	129 x 200	224	88	5	10104796	10144796		10104807
	141 × 220	131 × 210	141 x 220	246	97	5	10104797	10144797		10104808
	154 × 240	144 × 230	154 x 240	272	107	5	10104798	10144798		10104809
	166 x 260	156 x 250	166 x 260	295	116	5	10104799	10144799		10104810
	179 x 280	169 x 270	179 x 280	318	125	5	10104800	10144800		10104811
	191 x 300	181 x 290	191 x 300	343	135	5	10104801	10144801		10104812
	204 x 320	194 x 310	204 x 320	366	144	5	10104802	10144802		10104813
	216 x 340	206 x 330	216 x 340	389	153	5	10104803	10144803		10104814
	229 x 360	219 x 350	229 x 360	411	162	5	10104804	10144804		10104815
	241 x 380	231 x 370	241 x 380	437	172	5	10104805	10144805		10104816
	254 x 400	244 x 390	254 x 400	460	181	5	10104806	10144806		10104817
16:9	117 x 200	107 x 190	117 x 200	218	86	5	10104763	10144763	10104785	10104774
	128 x 220	118 x 210	128 x 220	241	95	5	10104764	10144764	10104786	10104775
	139 x 240	129 x 230	139 x 240	264	104	5	10104765	10144765	10104787	10104776
	151 x 260	141 x 250	151 x 260	287	113	5	10104766	10144766	10104788	10104777
	162 × 280	152 × 270	162 x 280	310	122	5	10104767	10144767	10104789	10104778
	173 × 300	163 × 290	173 x 300	333	131	5	10104768	10144768	10104790	10104779
	184 × 320	174 × 310	184 x 320	356	140	5	10104769	10144769	10104791	10104780
	196 × 340	186 × 330	196 x 340	378	149	5	10104770	10144770	10104792	10104781
	207 x 360	197 x 350	207 x 360	401	158	5	10104771	10144771	10104793	10104782
	218 x 380	208 x 370	218 x 380	424	167	5	10104772	10144772	10104794	10104783
	229 x 400	219 x 390	229 x 400	447	176	5	10104773	10144773	10104795	0104784
4:3	153 x 200	143 x 190	153 x 200	239	94	5	10104738	10144738	10104756	10104749
	168 x 220	158 x 210	168 x 220	262	103	5	10104739	10144739	10104757	10104750
	183 x 240	173 x 230	183 x 240	287	113	5	10104740	10144740	10104758	10104751
	198 x 260	188 x 250	213 x 280	312	123	5	10104741	10144741	10104759	10104752
	213 x 280	203 x 270	228 x 300	338	133	5	10104742	10144742	10104760	10104753
	228 x 300	218 x 290	243 x 320	363	143	5	10104743	10144743	10104761	10104754
	243 x 320	233 x 310	258 x 340	389	153	5	10104744	10144744	10104762	10104755
	258 x 340	248 x 330	258 x 340	414	163	5	10104745	10144745		
	273 x 360	263 x 350	273 x 360	437	172	5	10104746	10144746		
	288 x 380	278 x 370	288 x 380	462	182	5	10104747	10144747		
	303 x 400	293 x 390	303 x 400	488	192	5	10104748	10144748		

28

DescenderPro - Screen Case / Screen Surface Assembly

Aspect Ratio	Overall Dimensions	Viewing Area		Nominal Diagonal		Black Drop	Screen Case (RAL 9016)	Screen Surfaces			
								Matte White		High Contrast	Datalux
		With Borders	Without Borders					With Borders	Without Borders		
	H × W cm	H × W cm	H × W cm	cm	inches	cm	mm	Prod. Code	Prod. Code	Prod. Code	Prod. Code
16:10	129 × 200	119 × 190	129 x 200	224	88	5	10800160	10106796	10146796		10106807
	141 × 220	131 × 210	141 x 220	246	97	5	10800161	10106797	10146797		10106808
	154 × 240	144 × 230	154 x 240	272	107	5	10800162	10106798	10146798		10106809
	166 x 260	156 x 250	166 x 260	295	116	5	10800163	10106799	10146799		10106810
	179 x 280	169 x 270	179 x 280	348	125	5	10800164	10106800	10146800		10106811
	191 x 300	181 x 290	191 x 300	343	135	5	10800165	10106801	10146801		10106812
	204 x 320	194 x 310	204 x 320	366	144	5	10800166	10106802	10146802		10106813
	216 x 340	206 x 330	216 x 340	389	153	5	10800167	10106803	10146803		10106814
	229 x 360	219 x 350	229 x 360	411	162	5	10800168	10106804	10146804		10106815
	241 x 380	231 x 370	241 x 380	437	172	5	10800169	10106805	10146805		10106816
	254 x 400	244 x 390	254 x 400	460	181	5	10800170	10106806	10146806		10106817
16:9	117 x 200	107 x 190	117 x 200	218	86	5	10800160	10106763	10146763	10106785	10106774
	128 x 220	118 x 210	128 x 220	241	95	5	10800161	10106764	10146764	10106786	10106775
	139 x 240	129 x 230	139 x 240	264	104	5	10800162	10106765	10146765	10106787	10106776
	151 x 260	141 x 250	151 x 260	287	113	5	10800163	10106766	10146766	10106788	10106777
	162 × 280	152 x 270	162 x 280	310	122	5	10800164	10106767	10146767	10106789	10106778
	173 × 300	163 × 290	173 x 300	333	131	5	10800165	10106768	10146768	10106790	10106779
	184 × 320	174 × 310	184 x 320	356	140	5	10800166	10106769	10146769	10106791	10106780
	196 × 340	186 × 330	196 x 340	378	149	5	10800167	10106770	10146770	10106792	10106781
	207 x 360	197 x 350	207 x 360	401	158	5	10800168	10106771	10146771	10106793	10106782
	218 x 380	208 x 370	218 x 380	424	167	5	10800169	10106772	10146772	10106794	10106783
	229 x 400	219 x 390	229 x 400	447	176	5	10800170	10106773	10146773	10106795	10106784
4:3	153 x 200	143 x 190	153 x 200	239	94	5	10800160	10106738	10146738	10106756	10106749
	168 x 220	158 x 210	168 x 220	262	103	5	10800161	10106739	10146739	10106757	10106750
	183 x 240	173 x 230	183 x 240	287	113	5	10800162	10106740	10146740	10106758	10106751
	198 x 260	188 x 250	213 x 280	312	123	5	10800163	10106741	10146741	10106759	10106752
	213 x 280	203 x 270	228 x 300	338	133	5	10800164	10106742	10146742	10106760	10106753
	228 x 300	218 x 290	243 x 320	363	143	5	10800165	10106743	10146743	10106761	10106754
	243 x 320	233 x 310	258 x 340	389	153	5	10800166	10106744	10146744	10106762	10106755
	258 x 340	248 x 330	258 x 340	414	163	5	10800167	10106745	10146745		
	273 x 360	263 x 350	273 x 360	437	172	5	10800168	10106746	10146746		
	288 x 380	278 x 370	288 x 380	462	182	5	10800169	10106747	10146747		
	303 x 400	293 x 390	303 x 400	488	192	5	10800170	10106748	10146748		

28

Tensioned Elpro Concept RF HD

Aspect Ratio	Overall Dimensions	Viewing Area	Nominal Diagonal		Black Drop	Overall Case Length	Net Weight	Screen Surfaces				
								HD Progressive 0.6	HD Progressive 0.9	HD Progressive 1.1	HD Progressive 1.3	HD Progressive 1.1 Contrast
	W cm	H × W cm	cm	inches	cm	mm	kg	Prod. Code	Prod. Code	Prod. Code	Prod. Code	Prod. Code
16:10	200	119 × 190	224	88	30	2331	27	10103594	10103736	10103878	10104020	10101032
	220	131 × 210	248	97	30	2531	29	10103595	10103737	10103879	10104021	10101033
	240	144 × 230	271	107	30	2731	31	10103596	10103738	10103880	10104022	10101034
	260	156 × 250	295	116	30	2931	33	10101180	10101181	10101182	10101183	10101035
	280	169 × 270	318	125	30	3131	36	10103597	10103739	10103881	10104023	10101036
	300	181 × 290	342	135	30	3331	38	10103598	10103740	10103882	10104024	10101037
	320	194 × 310	366	144	30	3556	41	10103599	10103741	10103883	10104025	10101038
	340	206 × 330	389	153	30	3776	43	10103600	10103742	10103884	10104026	10101039
	360	218 × 350	413	162	30	3931	46	10104346	10104352	10104358	10104364	10101040
	380	231 × 370	436	172	30	4131	49	10104347	10104353	10104359	10104365	10101041
16:9	180	96 × 170	193	76	30	2131	25	10103578	10103720	10103862	10104004	10101021
	200	107 × 190	218	86	30	2331	27	10103579	10103721	10103863	10104005	10101022
	220	118 × 210	241	95	30	2531	29	10103580	10103722	10103864	10104006	10101023
	240	129 × 230	264	104	30	2731	31	10103581	10103723	10103865	10104007	10101024
	260	141 x 250	287	113	30	2931	33	10101175	10101176	10101177	10101178	10101025
	280	152 × 270	310	122	30	3131	35	10103582	10103724	10103866	10104008	10101026
	300	163 × 290	333	131	30	3331	38	10103583	10103725	10103867	10104009	10101027
	320	174 × 310	356	140	30	3556	40	10103584	10103726	10103868	10104010	10101028
	340	186 × 330	379	149	30	3776	43	10103585	10103727	10103869	10104011	10101029
	360	197 × 350	402	158	30	3931	46	10104348	10104354	10104360	10104366	10101030
	380	208 × 370	425	167	30	4131	48	10104349	10104355	10104361	10104367	10101031
2.35:1	180	72 × 170	185	73	30	2131	25	10103586	10103728	10103870	10104012	
	200	81 × 190	207	81	30	2331	27	10103587	10103729	10103871	10104013	
	220	89 × 210	228	90	30	2531	29	10103588	10103730	10103872	10104014	
	240	98 × 230	250	98	30	2731	31	10103589	10103731	10103873	10104015	
	280	115 × 270	293	115	30	3131	35	10103590	10103732	10103874	10104016	
	300	123 × 290	315	124	30	3331	37	10103591	10103733	10103875	10104017	
	320	132 × 310	337	133	30	3556	39	10103592	10103734	10103876	10104018	
	340	140 × 330	359	141	30	3776	42	10103593	10103735	10103877	10104019	
	360	149 × 350	380	149	30	3931	46	10104350	10104356	10104362	10104368	
	380	157 × 370	402	158	30	4131	47	10104351	10104357	10104363	10104369	

32

Tensioned Elpro Concept RF

Aspect Ratio	Overall Dimensions	Viewing Area	Nominal Diagonal		Black Drop	Overall Case Length	Net Weight	Screen Surfaces	
								Matte White	Dual Vision
	W cm	H × W cm	cm	inches	cm	mm	kg	Prod. Code	Prod. Code
16:10	200	119 × 190	224	88	30	2331	27	10100443	On Request
	220	131 × 210	248	97	30	2531	29	10100444	On Request
	240	144 × 230	271	107	30	2731	31	10100445	On Request
	260	156 × 250	295	116	30	2931	33	10101179	On Request
	280	169 × 270	318	125	30	3131	36	10100446	On Request
	300	181 × 290	342	135	30	3331	38	10100447	On Request
	320	194 × 310	366	144	30	3556	41	10100448	On Request
	340	206 × 330	389	153	30	3776	43	10100449	On Request
	360	218 × 350	413	162	30	3931	46	10100510	On Request
	380	231 × 370	436	172	30	4131	49	10100511	On Request
16:9	180	96 × 170	193	76	30	2131	25	10100379	On Request
	200	107 × 190	218	86	30	2331	27	10100380	On Request
	220	118 × 210	241	95	30	2531	29	10100381	On Request
	240	129 × 230	264	104	30	2731	31	10100382	On Request
	260	141 x 250	287	113	30	2931	33	10101174	On Request
	280	152 × 270	310	122	30	3131	35	10100383	On Request
	300	163 × 290	333	131	30	3331	38	10100384	On Request
	320	174 × 310	356	140	30	3556	40	10100385	On Request
	340	186 × 330	379	149	30	3776	43	10100386	On Request
	360	197 × 350	402	158	30	3931	46	10100512	On Request
	380	208 × 370	425	167	30	4131	48	10100513	On Request
2.35:1	180	72 × 170	185	73	30	2131	25	10100411	On Request
	200	81 × 190	207	81	30	2331	27	10100412	On Request
	220	89 × 210	228	90	30	2531	29	10100413	On Request
	240	98 × 230	250	98	30	2731	31	10100414	On Request
	280	115 × 270	293	115	30	3131	35	10100415	On Request
	300	123 × 290	315	124	30	3331	37	10100416	On Request
	320	132 × 310	337	133	30	3556	39	10100417	On Request
	340	140 × 330	359	141	30	3776	42	10100418	On Request
	360	149 × 350	380	149	30	3931	46	10100514	On Request
	380	157 × 370	402	158	30	4131	47	10100515	On Request
4:3	180	127 × 170	210	83	30	2131	25	10100347	On Request
	200	143 × 190	238	94	30	2331	27	10100348	On Request
	220	158 × 210	263	103	30	2531	30	10100349	On Request
	240	173 × 230	288	113	30	2731	32	10100350	On Request
	280	203 × 270	338	133	30	3131	37	10100351	On Request
	300	218 × 290	363	143	30	3331	39	10100352	On Request
	320	233 × 310	388	153	30	3556	42	10100353	On Request
	340	248 × 330	413	163	30	3776	44	10100354	On Request

32

Tensioned Elpro Concept HD

Aspect Ratio	Overall Dimensions	Viewing Area	Nominal Diagonal		Black Drop	Overall Case Length	Net Weight	Screen Surfaces				
								HD Progressive 0.6	HD Progressive 0.9	HD Progressive 1.1	HD Progressive 1.3	HD Progressive 1.1 Contrast
	W cm	H × W cm	cm	inches	cm	mm	kg	Prod. Code	Prod. Code	Prod. Code	Prod. Code	Prod. Code
16:10	200	119 × 190	224	88	30	2331	27	10103680	10103822	10103964	10104106	10101053
	220	131 × 210	248	97	30	2531	29	10103681	10103823	10103965	10104107	10101054
	240	144 × 230	271	107	30	2731	31	10103682	10103824	10103966	10104108	10101055
	260	156 × 250	295	116	30	2931	33	10101190	10101191	10101192	10101193	10101056
	280	169 × 270	318	125	30	3131	36	10103683	10103825	10103967	10104109	10101057
	300	181 × 290	342	135	30	3331	38	10103684	10103826	10103968	10104110	10101058
	320	194 × 310	366	144	30	3556	41	10103685	10103827	10103969	10104111	10101059
	340	206 × 330	389	153	30	3776	43	10103686	10103828	10103970	10104112	10101060
	360	218 × 350	413	162	30	3931	46	10104370	10104376	10104382	10104388	10101061
	380	231 × 370	436	172	30	4131	49	10104371	10104377	10104383	10104389	10101062
16:9	80	96 × 170	193	76	30	2131	25	10103664	10103806	10103948	10104090	10101042
	200	107 × 190	218	86	30	2331	27	10103665	10103807	10103949	10104091	10101043
	220	118 × 210	241	95	30	2531	29	10103666	10103808	10103950	10104092	10101044
	240	129 × 230	264	104	30	2731	31	10103667	10103809	10103951	10104093	10101045
	260	141 x 250	287	113	30	2931	33	10101185	10101186	10101187	10101188	10101046
	280	152 × 270	310	122	30	3131	35	10103668	10103810	10103952	10104094	10101047
	300	163 × 290	333	131	30	3331	38	10103669	10103811	10103953	10104095	10101048
	320	174 × 310	356	140	30	3556	40	10103670	10103812	10103954	10104096	10101049
	340	186 × 330	379	149	30	3776	43	10103671	10103813	10103955	10104097	10101050
	360	197 × 350	402	158	30	3931	46	10104372	10104378	10104384	10104390	10101051
	380	208 × 370	425	167	30	4131	48	10104373	10104379	10104385	10104391	10101052
2.35:1	180	72 × 170	185	73	30	2131	25	10103672	10103814	10103956	10104098	
	200	81 × 190	207	81	30	2331	27	10103673	10103815	10103957	10104099	
	220	89 × 210	228	90	30	2531	29	10103674	10103816	10103958	10104100	
	240	98 × 230	250	98	30	2731	31	10103675	10103817	10103959	10104101	
	280	115 × 270	293	115	30	3131	35	10103676	10103818	10103960	10104102	
	300	123 × 290	315	124	30	3331	37	10103677	10103819	10103961	10104103	
	320	132 × 310	337	133	30	3556	39	10103678	10103820	10103962	10104104	
	340	140 × 330	359	141	30	3776	42	10103679	10103821	10103963	10104105	
	360	149 × 350	380	149	30	3931	44	10104374	10104380	10104386	10104392	
	380	157 × 370	402	158	30	4131	47	10104375	10104381	10104387	10104393	

32

Tensioned Elpro Concept

Aspect Ratio	Overall Dimensions	Viewing Area	Nominal Diagonal		Black Drop	Overall Case Length	Net Weight	Screen Surfaces	
								Matte White	Dual Vision
	W cm	H × W cm	cm	inches	cm	mm	kg	Prod. Code	Prod. Code
16:10	200	119 × 190	224	88	30	2335	27	10102443	On Request
	220	131 × 210	248	97	30	2555	29	10102444	On Request
	240	144 × 230	271	107	30	2723	31	10102445	On Request
	260	156 × 250	295	116	30	2931	33	10101189	On Request
	280	169 × 270	318	125	30	3157	36	10102446	On Request
	300	181 × 290	342	135	30	3375	38	10102447	On Request
	320	194 × 310	366	144	30	3594	41	10102448	On Request
	340	206 × 330	389	153	30	3814	43	10102449	On Request
	360	218 × 350	413	162	30	3931	46	10102771	On Request
	380	231 × 370	436	172	30	4131	49	10102772	On Request
16:9	180	96 × 170	193	76	30	2131	25	10102379	On Request
	200	107 × 190	218	86	30	2335	27	10102380	On Request
	220	118 × 210	241	95	30	2555	29	10102381	On Request
	240	129 × 230	264	104	30	2723	31	10102382	On Request
	260	141 x 250	287	113	30	2931	33	10101184	On Request
	280	152 × 270	310	122	30	3157	35	10102383	On Request
	300	163 × 290	333	131	30	3375	38	10102384	On Request
	320	174 × 310	356	140	30	3594	40	10102385	On Request
	340	186 × 330	379	149	30	3814	43	10102386	On Request
	360	197 × 350	402	158	30	3931	46	10102773	On Request
	380	208 × 370	425	167	30	4131	48	10102774	On Request
2.35:1	180	72 × 170	185	73	30	2116	25	10102411	On Request
	200	81 × 190	207	81	30	2335	27	10102412	On Request
	220	89 × 210	228	90	30	2555	29	10102413	On Request
	240	98 × 230	250	98	30	2723	31	10102414	On Request
	280	115 × 270	293	115	30	3157	35	10102415	On Request
	300	123 × 290	315	124	30	3375	37	10102416	On Request
	320	132 × 310	337	133	30	3594	39	10102417	On Request
	340	140 × 330	359	141	30	3814	42	10102418	On Request
	360	149 × 350	380	149	30	3931	44	10102775	On Request
	380	157 × 370	402	158	30	4131	47	10102776	On Request
4:3	180	127 × 170	210	83	30	2116	25	10102347	On Request
	200	143 × 190	238	94	30	2335	27	10102348	On Request
	220	158 × 210	263	103	30	2555	30	10102349	On Request
	240	173 × 230	288	113	30	2723	32	10102350	On Request
	280	203 × 270	338	133	30	3157	37	10102351	On Request
	300	218 × 290	363	143	30	3375	39	10102352	On Request
	320	233 × 310	388	153	30	3594	42	10102353	On Request
	340	248 × 330	413	163	30	3776	44	10102354	On Request

32

Elpro Concept RF

Aspect Ratio	Overall Dimensions	Viewing Area		Nominal Diagonal		Overall Case Length	Net Weight	Screen Surfaces			
								Matte White		High Contrast	Datalux
		With Borders	Without Borders					With Borders	Without Borders		
	H × W cm	H × W cm	H × W cm	cm	inches	mm	kg	Prod. Code	Prod. Code	Prod. Code	Prod. Code
16:10	129 × 200	119 × 190	129 × 200	224	88	2131	21	10101537	10141537		10101544
	141 × 220	131 × 210	141 × 220	248	97	2331	23	10101538	10141538		10101545
	154 × 240	144 × 230	154 × 240	271	107	2531	25	10101539	10141539		10101546
	166 × 260	156 × 250	166 × 260	295	116	2731	26	10101197	10141197		10101198
	179 × 280	169 × 270	179 × 280	318	125	2931	29	10101540	10141540		10101547
	191 × 300	181 × 290	191 × 300	342	135	3131	30	10101541	10141541		10101548
	204 × 320	194 × 310	204 × 320	366	144	3331	32	10101542	10141542		10101549
	216 × 340	206 × 330	216 × 340	389	153	3531	34	10101543	10141543		10101550
	228 × 360	218 × 350	228 × 360	413	162	3731	40	10101570	10141499		
	241 × 380	231 × 370	241 × 380	436	172	3931	42	10101571	10141500		
	254 × 400	244 × 390	254 × 400	460	181	4131	45	10101572	10141501		
16:9	102 × 180	95 × 168	102 × 178	193	76	1911	19	10101513	10141513	10101521	10101529
	117 × 200	107 × 190	117 × 200	218	86	2131	21	10101514	10141514	10101522	10101530
	128 × 220	118 × 210	128 × 220	241	95	2331	23	10101515	10141515	10101523	10101531
	139 × 240	129 × 230	139 × 240	264	104	2531	25	10101516	10141516	10101524	10101532
	151 × 260	141 × 250	151 × 260	287	113	2731	2	10101194	10141194	10101196	10101195
	162 × 280	152 × 270	162 × 280	310	122	2931	28	10101517	10141517	10101525	10101533
	173 × 300	163 × 290	173 × 300	333	131	3131	30	10101518	10141518	10101526	10101534
	184 × 320	174 × 310	184 × 320	356	140	3331	32	10101519	10141519	10101527	10101535
	196 × 340	186 × 330	196 × 340	379	149	3531	34	10101520	10141520	10101528	10101536
	207 × 360	207 × 360	197 × 350	402	158	3731	39	10101573	10141502		
	218 × 380	218 × 380	208 × 370	425	167	3931	42	10101574	10141503		
	229 × 400	219 × 390	229 × 400	447	176	4131	44	10101575	10141504		
4:3	138 × 180	126 × 168	136 × 178	210	83	1911	20	10101491	10141491	10101499	10101506
	153 × 200	143 × 190	153 × 200	238	94	2131	22	10101492	10141492	10101500	10101507
	168 × 220	158 × 210	168 × 220	263	103	2331	23	10101493	10141493	10101501	10101508
	183 × 240	173 × 230	183 × 240	288	113	2531	25	10101494	10141494	10101502	10101509
	213 × 280	203 × 270	213 × 280	338	133	2931	29	10101495	10141495	10101503	10101510
	228 × 300	218 × 290	228 × 300	363	143	3131	31	10101496	10141496	10101504	10101511
	243 × 320	233 × 310	243 × 320	388	153	3331	33	10101497	10141497	10101505	10101512
	258 × 340	248 × 330	258 × 340	413	163	3531	36	10101498	10141498		
1:1	180 × 180	173 × 173	178 × 178			1911	20	10101558	10141558		10101566
	200 × 200	195 × 195	200 × 200			2131	22	10101559	10141559		10101567
	220 × 220	215 × 215	220 × 220			2331	24	10101560	10141560		10101568
	240 × 240	230 × 230	240 × 240			2531	26	10101561	10141561		10101569
	280 × 280	270 × 270	280 × 280			2931	31	10101562	10141562		
	300 × 300	290 × 290	300 × 300			3131	33	10101563	10141563		
	320 × 320	310 × 310	320 × 320			3331	35	10101564	10141564		
	340 × 340	330 × 330	340 × 340			3531	38	10101565	10141565		

33

Elpro Concept RF with extended black drop

Aspect Ratio	Overall Dimensions	Viewing Area	Nominal Diagonal		Black Drop	Overall Case Length	Net Weight	Screen Surfaces	
								Matte White	High Contrast
	H × W cm	H × W cm	cm	inches	cm	mm	kg	Prod. Code	Prod. Code
16:10	182 × 200	119 × 190	224	88	58	2131	22	10102071	
	182 × 220	131 × 210	248	97	46	2331	24	10102072	
	188 × 240	144 × 230	271	107	39	2531	25	10102073	
	194 × 280	169 × 270	318	125	20	2931	29	10102074	
	206 × 300	181 × 290	342	135	20	3131	31	10102075	
	219 × 320	194 × 310	366	144	20	3331	33	10102076	
	231 × 340	206 × 330	389	153	20	3531	35	10102077	
16:9	182 × 180	95 × 168	193	76	82	1911	20	10102055	10102063
	182 × 200	107 × 190	218	86	70	2131	22	10102056	10102064
	182 × 220	118 × 210	241	95	59	2331	24	10102057	10102065
	187 × 240	129 × 230	264	104	53	2531	25	10102058	10102066
	188 × 280	152 × 270	310	122	31	2931	29	10102059	10102067
	188 × 300	163 × 290	333	131	20	3131	30	10102060	10102068
	199 × 320	174 × 310	356	140	20	3331	32	10102061	10102069
	211 × 340	186 × 330	379	149	20	3531	34	10102062	10102070
4:3	182 × 180	126 × 168	210	83	51	1911	20	10102040	10102048
	182 × 200	143 × 190	238	94	34	2131	22	10102041	10102049
	183 × 220	158 × 210	263	103	20	2331	24	10102042	10102050
	198 × 240	173 × 230	288	113	20	2531	26	10102043	10102051
	228 × 280	203 × 270	338	133	20	2931	30	10102044	10102052
	243 × 300	218 × 290	363	143	20	3131	32	10102045	10102053
	258 × 320	233 × 310	388	153	20	3331	34	10102046	10102054
	273 × 340	248 × 330	413	163	20	3531	36	10102047	

33

Elpro Concept

Aspect Ratio	Overall Dimensions	Viewing Area		Nominal Diagonal		Overall Case Length	Net Weight	Screen Surfaces			
								Matte White		High Contrast	Datalux
		With Borders	Without Borders					With Borders	Without Borders		
	H × W cm	H × W cm	H × W cm	cm	inches	mm	kg	Prod. Code	Prod. Code	Prod. Code	Prod. Code
16:10	129 × 200	119 × 190	129 × 200	224	88	2131	21	10103537	10143537		10103544
	141 × 220	131 × 210	141 × 220	248	97	2331	23	10103538	10143538		10103545
	154 × 240	144 × 230	154 × 240	271	107	2531	25	10103539	10143539		10103546
	166 × 260	156 × 250	166 × 260	295	116	2731	26	10101202	10141227		10101203
	179 × 280	169 × 270	179 × 280	318	125	2931	29	10103540	10143540		10103547
	191 × 300	181 × 290	191 × 300	342	135	3131	30	10103541	10143541		10103548
	204 × 320	194 × 310	204 × 320	366	144	3331	32	10103542	10143542		10103549
	216 × 340	206 × 330	216 × 340	389	153	3531	34	10103543	10143543		10103550
	228 × 360	218 × 350	228 × 360	413	162	3731	40	10101576	10143499		
	241 × 380	231 × 370	241 × 380	436	172	3931	42	10101577	10143500		
	254 × 400	244 × 390	254 × 400	460	181	4131	45	10101578	10143501		
16:9	102 × 180	95 × 168	102 × 178	193	76	1911	19	10103513	10143513	10103521	10103529
	117 × 200	107 × 190	117 × 200	218	86	2131	21	10103514	10143514	10103522	10103530
	128 × 220	118 × 210	128 × 220	241	95	2331	23	10103515	10143515	10103523	10103531
	139 × 240	129 × 230	139 × 240	264	104	2531	25	10103516	10143516	10103524	10103532
	151 x 260	141 x 250	151 x 260	287	113	2731	26	10101199	10141226	10101201	10101200
	162 × 280	152 × 270	162 × 280	310	122	2931	28	10103517	10143517	10103525	10103533
	173 × 300	163 × 290	173 × 300	333	131	3131	30	10103518	10143518	10103526	10103534
	184 × 320	174 × 310	184 × 320	356	140	3331	32	10103519	10143519	10103527	10103535
	196 × 340	186 × 330	196 × 340	379	149	3531	34	10103520	10143520	10103528	10103536
	207 × 360	207 × 360	197 × 350	402	158	3731	39	10101579	10143502		
	218 × 380	218 × 380	208 × 370	425	167	3931	42	10101580	10143503		
	229 × 400	219 × 390	229 × 400	447	176	4131	44	10101581	10143504		
4:3	138 × 180	126 × 168	136 × 178	210	83	1911	20	10103491	10143491	10103499	10103506
	153 × 200	143 × 190	153 × 200	238	94	2131	22	10103492	10143492	10103500	10103507
	168 × 220	158 × 210	168 × 220	263	103	2331	23	10103493	10143493	10103501	10103508
	183 × 240	173 × 230	183 × 240	288	113	2531	25	10103494	10143494	10103502	10103509
	213 × 280	203 × 270	213 × 280	338	133	2931	29	10103495	10143495	10103503	10103510
	228 × 300	218 × 290	228 × 300	363	143	3131	31	10103496	10143496	10103504	10103511
	243 × 320	233 × 310	243 × 320	388	153	3331	33	10103497	10143497	10103505	10103512
	258 × 340	248 × 330	258 × 340	413	163	3531	36	10103498	10143498		
1:1	180 × 180	173 × 173	178 × 178			1911	20	10103558	10143558		10103566
	200 × 200	195 × 195	200 × 200			2131	22	10103559	10143559		10103567
	220 × 220	215 × 215	220 × 220			2331	24	10103560	10143560		10103568
	240 × 240	230 × 230	240 × 240			2531	26	10103561	10143561		10103569
	280 × 280	270 × 270	280 × 280			2931	31	10103562	10143562		
	300 × 300	290 × 290	300 × 300			3131	33	10103563	10143563		
	320 × 320	310 × 310	320 × 320			3331	35	10103564	10143564		
	340 × 340	330 × 330	340 × 340			3531	38	10103565	10143565		

33

Elpro Concept with extended black drop

Aspect Ratio	Overall Dimensions	Viewing Area	Nominal Diagonal		Black Drop	Overall Case Length	Net Weight	Screen Surfaces	
								Matte White	High Contrast
	H × W cm	H × W cm	cm	inches	cm	mm	kg	Prod. Code	Prod. Code
16:10	182 × 200	119 × 190	224	88	58	2131	22	10102109	
	182 × 220	131 × 210	248	97	46	2331	24	10102110	
	188 × 240	144 × 230	271	107	39	2531	25	10102111	
	194 × 280	169 × 270	318	125	20	2931	29	10102112	
	206 × 300	181 × 290	342	135	20	3131	31	10102113	
	219 × 320	194 × 310	366	144	20	3331	33	10102114	
	231 × 340	206 × 330	389	153	20	3531	35	10102115	
16:9	182 × 180	95 × 168	193	76	82	1911	20	10102093	10102101
	182 × 200	107 × 190	218	86	70	2131	22	10102094	10102102
	182 × 220	118 × 210	241	95	59	2331	24	10102095	10102103
	187 × 240	129 × 230	264	104	53	2531	25	10102096	10102104
	188 × 280	152 × 270	310	122	31	2931	29	10102097	10102105
	188 × 300	163 × 290	333	131	20	3131	30	10102098	10102106
	199 × 320	174 × 310	356	140	20	3331	32	10102099	10102107
	211 × 340	186 × 330	379	149	20	3531	34	10102100	10102108
4:3	182 × 180	126 × 168	210	83	51	1911	20	10102078	10102086
	182 × 200	143 × 190	238	94	34	2131	22	10102079	10102087
	183 × 220	158 × 210	263	103	20	2331	24	10102080	10102088
	198 × 240	173 × 230	288	113	20	2531	26	10102081	10102089
	228 × 280	203 × 270	338	133	20	2931	30	10102082	10102090
	243 × 300	218 × 290	363	143	20	3131	32	10102083	10102091
	258 × 320	233 × 310	388	153	20	3331	34	10102084	10102092
	273 × 340	248 × 330	413	163	20	3531	36	10102085	

33

Compact RF Electrol

Aspect Ratio	Overall Dimensions	Viewing Area		Nominal Diagonal		Overall Case Length	Net Weight	Screen Surfaces			
								Matte White		High Contrast	Datalux
		With Borders	Without Borders					With Borders	Without Borders		
	H × W cm	H × W cm	H × W cm	cm	inches	mm	kg	Prod. Code	Prod. Code	Prod. Code	Prod. Code
16:10	129 × 200	119 × 190	129 × 200	224	88	2134	14	10102473	10142473		10100580
	141 × 220	131 × 210	141 × 220	248	97	2334	16	10102474	10142474		10100581
	154 × 240	144 × 230	154 × 240	271	107	2534	18	10102011	10142011		10100582
	179 × 280	169 × 270	179 × 280	318	125	2934	22	10100860	10140860		
	191 × 300	181 × 290	191 × 300	342	135	3134	24	10102475	10142475		
16:9	90 × 160	82 × 146	90 × 160	168	66	1714	10	10101102	10141102	10101103	10101104
	102 × 180	95 × 168	102 × 180	193	76	1914	12	10101105	10141105	10101106	10101107
	117 × 200	107 × 190	117 × 200	218	86	2134	14	10101108	10141108	10101109	10101110
	128 × 220	118 × 210	128 × 220	241	95	2334	16	10101992	10141992	10101993	10101994
	139 × 240	129 × 230	139 × 240	264	104	2534	18	10101111	10141111	10101112	10101113
	162 × 280	152 × 270	162 × 280	310	122	2934	22	10101097	10141097		
	173 × 300	163 × 290	173 × 300	333	131	3134	24	10101145	10141145		
4:3	123 × 160	110 × 146	123 × 160	183	72	1714	10	10101082	10141082	10101098	10101092
	138 × 180	126 × 168	138 × 180	210	83	1914	12	10101083	10141083	10101099	10101093
	153 × 200	143 × 190	153 × 200	238	94	2134	14	10101084	10141084	10101100	10101094
	168 × 220	158 × 210	168 × 220	263	103	2334	16	10101989	10141989	10101990	10101991
	183 × 240	173 × 230	183 × 240	288	113	2534	18	10101086	10141086	10101101	10101095
	213 × 280	203 × 270	213 × 280	338	133	2934	22	10101087	10141087		
	228 × 300	218 × 290	228 × 300	363	143	3134	24	10101096	10141096		
1:1	160 × 160	151 × 151	156 × 156			1714	10	10101079	10141079		10101088
	180 × 180	173 × 173	178 x178			1914	12	10101080	10141080		10101089
	200 × 200	195 × 195	200 × 200			2134	14	10101081	10141081		10101090
	220 × 220	215 × 215	220 × 220			2334	16	10101987	10141987		10101988
	240 × 240	235 × 235	240 × 240			2534	18	10101085	10141085		10101091

34

Compact Electrol

Aspect Ratio	Overall Dimensions	Viewing Area		Nominal Diagonal		Overall Case Length	Net Weight	Screen Surfaces			
								Matte White		High Contrast	Datalux
		With Borders	Without Borders					With Borders	Without Borders		
	H × W cm	H × W cm	H × W cm	cm	inches	mm	kg	Prod. Code	Prod. Code	Prod. Code	Prod. Code
16:10	129 × 200	119 × 190	129 × 200	224	88	2134	14	10101822	10141822		10100583
	141 × 220	131 × 210	141 × 220	248	97	2334	16	10102476	10142476		10100584
	154 × 240	144 × 230	154 × 240	271	107	2534	18	10101847	10141847		10100585
	179 × 280	169 × 270	179 × 280	318	125	2934	22	10102477	10142477		
	191 × 300	181 × 290	191 × 300	342	135	3134	24	10102478	10142478		
16:9	90 × 160	82 × 146	90 × 160	168	66	1714	10	10101160	10141160	10101161	10101162
	102 × 180	95 × 168	102 × 180	193	76	1914	12	10101163	10141163	10101164	10101165
	117 × 200	107 × 190	117 × 200	218	86	2134	14	10101166	10141166	10101167	10101168
	128 × 220	118 × 210	128 × 220	241	95	2334	16	10101984	10141984	10101985	10101986
	139 × 240	129 × 230	139 × 240	264	104	2534	18	10101169	10141169	10101170	10101171
	162 × 280	152 × 270	162 × 280	310	122	2934	22	10101172	10141172		
	173 × 300	163 × 290	173 × 300	333	131	3134	24	10101173	10141173		
4:3	123 × 160	110 × 146	123 × 160	183	72	1714	10	10100073	10140073	10100089	10100083
	138 × 180	126 × 168	138 × 180	210	83	1914	12	10100074	10140074	10100090	10100084
	153 × 200	143 × 190	153 × 200	238	94	2134	14	10100075	10140075	10100091	10100085
	168 × 220	158 × 210	168 × 220	263	103	2334	16	10101981	10141981	10101982	10101983
	183 × 240	173 × 230	183 × 240	288	113	2534	18	10100077	10140077	10100092	10100086
	213 × 280	203 × 270	213 × 280	338	133	2934	22	10100078	10140078		
	228 × 300	218 × 290	228 × 300	363	143	3134	24	10100087	10140087		
1:1	160 × 160	151 × 151	156 × 156			1714	10	10100070	10140070		10100079
	180 × 180	173 × 173	178 x178			1914	12	10100071	10140071		10100080
	200 × 200	195 × 195	200 × 200			2134	14	10100072	10140072		10100081
	220 × 220	215 × 215	220 × 220			2334	16	10101979	10141979		10101980
	240 × 240	235 × 235	240 × 240			2534	18	10100076	10140076		10100082

34

Compact RF Electrol with extended black drop

Aspect Ratio	Overall Dimensions	Viewing Area	Nominal Diagonal		Black Drop	Overall Case Length	Net Weight	Screen Surfaces	
								Matte White	High Contrast
	H × W cm	H × W cm	cm	inches	cm	mm	kg	Prod. Code	Prod. Code
16:10	182 × 200	119 × 190	224	88	58	2135	14	10102479	
	182 × 220	131 × 210	248	97	46	2335	16	10102480	
	182 × 240	144 × 230	271	107	33	2535	18	10102481	
16:9	182 × 160	82 × 146	168	66	95	1715	11	10101122	10101123
	182 × 180	95 × 168	193	76	82	1915	13	10101124	10101125
	182 × 200	107 × 190	218	86	70	2135	15	10101126	10101127
	182 × 220	118 × 210	241	95	59	2335	16	10101999	10102000
	182 × 240	129 × 230	264	104	48	2535	19	10101128	10101129
4:3	182 × 160	110 × 146	183	72	67	1715	11	10101114	10101115
	182 × 180	126 × 168	210	83	51	1915	13	10101116	10101117
	182 × 200	143 × 190	238	94	34	2135	15	10101118	10101119
	183 × 220	158 × 210	263	103	20	2335	16	10101995	10101996
	198 × 240	173 × 230	288	113	20	2535	19	10101120	10101121

34

Compact Electrol with extended black drop

Aspect Ratio	Overall Dimensions	Viewing Area	Nominal Diagonal		Black Drop	Overall Case Length	Net Weight	Screen Surfaces	
								Matte White	High Contrast
	H × W cm	H × W cm	cm	inches	cm	mm	kg	Prod. Code	Prod. Code
16:10	182 × 200	119 × 190	224	88	58	2135	14	10102485	
	182 × 220	131 × 210	248	97	46	2335	16	10102486	
	182 × 240	144 × 230	271	107	33	2535	18	10100093	
16:9	182 × 160	82 × 146	168	66	95	1715	11	10100056	10100064
	182 × 180	95 × 168	193	76	82	1915	13	10100057	10100065
	182 × 200	107 × 190	218	86	70	2135	15	10100058	10100066
	182 × 220	118 × 210	241	95	59	2335	16	10102005	10102006
	182 × 240	129 × 230	264	104	48	2535	19	10100060	10100068
4:3	182 × 160	110 × 146	183	72	67	1715	11	10100053	10100061
	182 × 180	126 × 168	210	83	51	1915	13	10100054	10100062
	182 × 200	143 × 190	238	94	34	2135	15	10100055	10100063
	183 × 220	158 × 210	263	103	20	2335	16	10102003	10102004
	198 × 240	173 × 230	288	113	20	2535	19	10100059	10100067

34

Extensa

Aspect Ratio	Overall Dimensions	Viewing Area	Nominal Diagonal		Overall Case Length	Net Weight	Screen Surfaces					
							HD Progressive 0.6	HD Progressive 0.9	HD Progressive 1.1	HD Progressive 1.3	HD Progressive 1.1 Contast	Dual Vision
	W cm	H × W cm	cm	inches	mm	kg	Prod. Code	Prod. Code	Prod. Code	Prod. Code	Prod. Code	Prod. Code
16:10	400	244 × 390	460	181	4434	103	10102211	10102221	10102244	10102261	10101068	On Request
	450	275 × 440	519	204	4958	114	10102212	10102222	10102245	10102262	10101069	On Request
	500	306 × 490	577	227	5486	125	10102213	10102223	10102246	10102263	10101070	On Request
	550	338 × 540	637	251	6016	136	10102214	10102224	10102247	10102264	10101071	On Request
	600	369 × 590	696	274	6550	147	10102215	10102225	10102248	10102265	10101072	On Request
16:9	400	219 × 390	447	176	4434	103	10102206	10102216	10102239	10102256	10101063	On Request
	450	248 × 440	506	199	4958	114	10102207	10102217	10102240	10102257	10101064	On Request
	500	276 × 490	563	221	5486	125	10102208	10102218	10102241	10102258	10101065	On Request
	550	304 × 540	620	244	6016	136	10102209	10102219	10102242	10102259	10101066	On Request
	600	332 × 590	677	267	6550	147	10102210	10102220	10102243	10102260	10101067	On Request

39

Tensioned Descender Large Electrol HD

Aspect Ratio	Overall Dimensions	Viewing Area	Nominal Diagonal		Black Drop	Overall Case Length	Net Weight	Screen Surfaces			
								HD Progressive 0.6	HD Progressive 0.9	HD Progressive 1.1	HD Progressive 1.3
	H × W cm	H × W cm	cm	inches	cm	mm	kg	Prod. Code	Prod. Code	Prod. Code	Prod. Code
16:10	223 × 350	213 × 340	402	158	30	4250	79	10103653	10103795	10103937	10104079
	254 × 400	244 × 390	460	181	30	4786	89	10103654	10103796	10103938	10104080
	285 × 450	275 × 440	519	204	30	5326	99	10103655	10103797	10103939	10104081
16:9	201 × 350	191 × 340	390	153	30	4250	77	10103650	10103792	10103934	10104076
	229 × 400	219 × 390	447	176	30	4786	87	10103651	10103793	10103935	10104077
	258 × 450	248 × 440	506	199	30	5326	97	10103652	10103794	10103936	10104078

40

Tensioned Descender Large Electrol HD - Screen Case / Screen Surface Assembly

Aspect Ratio	Overall Dimensions	Viewing Area	Nominal Diagonal		Net Weight	Screen Case (RAL 9016)	Screen Surface Assembly			
							HD Progressive 0.6	HD Progressive 0.9	HD Progressive 1.1	HD Progressive 1.3
	H × W cm	H × W cm	cm	inches	kg	Prod. Code	Prod. Code	Prod. Code	Prod. Code	Prod. Code
16:10	223 × 350	213 × 340	402	158	30	10800133	10106017	10106088	10106159	10106230
	254 × 400	244 × 390	460	181	30	10800134	10106018	10106089	10106160	10106231
	285 × 450	275 × 440	519	204	30	10800135	10106019	10106090	10106161	10106232
16:9	201 × 350	191 × 340	390	153	30	10800133	10106014	10106085	10106156	10106227
	229 × 400	219 × 390	447	176	30	10800134	10106015	10106086	10106157	10106228
	258 × 450	248 × 440	506	199	30	10800135	10106016	10106087	10106158	10106229

40

Tensioned Descender Large Electrol

Aspect Ratio	Overall Dimensions	Viewing Area	Nominal Diagonal		Black Drop	Overall Case Length	Net Weight	Screen Surfaces	
								Matte White	Dual Vision
	H × W cm	H × W cm	cm	inches	cm	mm	kg	Prod. Code	Prod. Code
16:10	223 × 350	213 × 340	402	158	30	4250	79	10101444	On Request
	254 × 400	244 × 390	460	181	30	4786	89	10101445	On Request
	285 × 450	275 × 440	519	204	30	5326	99	10101446	On Request
16:9	201 × 350	191 × 340	390	153	30	4250	77	10101435	On Request
	229 × 400	219 × 390	447	176	30	4786	87	10101436	On Request
	258 × 450	248 × 440	506	199	30	5326	97	10101437	On Request
4:3	265 × 350	255 × 340	425	167	30	4250	81	10101426	On Request
	300 × 400	290 × 390	483	190	30	4786	91	10101427	On Request
	340 × 450	330 × 440	550	216	30	5326	101	10101428	On Request

40

Tensioned Descender Large Electrol - Screen Case / Screen Surface Assembly

Aspect Ratio	Overall Dimensions	Viewing Area	Nominal Diagonal		Net Weight	Screen Case (RAL 9016)	Screen Surface Assembly	
							Matte White	Dual Vision
	H × W cm	H × W cm	cm	inches	kg	Prod. Code	Prod. Code	Prod. Code
16:10	223 × 350	213 × 340	402	158	30	10800133	10105444	On Request
	254 × 400	244 × 390	460	181	30	10800134	10105445	On Request
	285 × 450	275 × 440	519	204	30	10800135	10105446	On Request
16:9	201 × 350	191 × 340	390	153	30	10800133	10105435	On Request
	229 × 400	219 × 390	447	176	30	10800134	10105436	On Request
	258 × 450	248 × 440	506	199	30	10800135	10105437	On Request
4:3	265 × 350	255 × 340	425	167	30	10800133	10105426	On Request
	300 × 400	290 × 390	483	190	30	10800134	10105427	On Request
	340 × 450	330 × 440	550	216	30	10800135	10105428	On Request

40

Descender Large Electrol

Aspect Ratio	Overall Dimensions	Viewing Area		Nominal Diagonal		Overall Case Length	Net Weight	Screen Surfaces	
								Matte White	
		With Borders	Without Borders					With Borders	Without Borders
	H × W cm	H × W cm	H × W cm	cm	inches	mm	kg	Prod. Code	Prod. Code
16:10	223 × 350	213 × 340	223 × 350	402	158	4020	81	10101461	10141461
	254 × 400	244 × 390	254 × 400	460	181	4520	91	10101462	10141462
	285 × 450	275 × 440	285 × 450	519	204	5020	101	10101463	10141463
	316 × 500	306 × 490	316 × 500	577	227	5520	111	10101464	10141464
16:9	201 × 350	191 × 340	201 × 350	390	153	4020	79	10101457	10141457
	229 × 400	219 × 390	229 × 400	447	176	4520	89	10101458	10141458
	258 × 450	248 × 440	258 × 450	506	199	5020	99	10101459	10141459
	286 × 500	276 × 490	286 × 500	563	221	5520	109	10101460	10141460
4:3	265 × 350	255 × 340	265 × 350	425	167	4020	83	10101453	10141453
	300 × 400	290 × 390	300 × 400	483	190	4520	93	10101454	10141454
	340 × 450	330 × 440	340 × 450	550	216	5020	103	10101455	10141455
	378 × 500	368 × 490	378 × 500	613	242	5520	113	10101456	10141456

41

Descender Large Electrol - Screen Case / Screen Surface Assembly

Aspect Ratio	Overall Dimensions	Viewing Area		Nominal Diagonal		Screen Case	Screen Surface Assembly	
							Matte White	
		With Borders	Without Borders				With Borders	Without Borders
	H × W cm	H × W cm	H × W cm	cm	inches	Prod. Code	Prod. Code	Prod. Code
16:10	223 × 350	213 × 340	223 × 350	402	158	10800129	10105461	10145461
	254 × 400	244 × 390	254 × 400	460	181	10800130	10105462	10145462
	285 × 450	275 × 440	285 × 450	519	204	10800131	10105463	10145463
	316 × 500	306 × 490	316 × 500	577	227	10800132	10105464	10145464
16:9	201 × 350	191 × 340	201 × 350	390	153	10800129	10105457	10145457
	229 × 400	219 × 390	229 × 400	447	176	10800130	10105458	10145458
	258 × 450	248 × 440	258 × 450	506	199	10800131	10105459	10145459
	286 × 500	276 × 490	286 × 500	563	221	10800132	10105460	10145460
4:3	265 × 350	255 × 340	265 × 350	425	167	10800129	10105453	10145453
	300 × 400	290 × 390	300 × 400	483	190	10800130	10105454	10145454
	340 × 450	330 × 440	340 × 450	550	216	10800131	10105455	10145455
	378 × 500	368 × 490	378 × 500	613	242	10800132	10105456	10145456

41

Tensioned Elpro Large Electrol HD

Aspect Ratio	Overall Dimensions	Viewing Area	Nominal Diagonal		Black Drop	Overall Case Length	Net Weight	Screen Surfaces				
								HD Progressive 0.6	HD Progressive 0.9	HD Progressive 1.1	HD Progressive 1.3	HD Progressive 1.1 Contrast
	H × W cm	H × W cm	cm	inches	cm	mm	kg	Prod. Code	Prod. Code	Prod. Code	Prod. Code	Prod. Code
16:10	254 × 400	244 × 390	460	181	30	4430	133	10103694	10103836	10103978	10104120	10101075
	285 × 450	275 × 440	519	204	30	4970	144	10103695	10103837	10103979	10104121	10101076
16:9	229 × 400	219 × 390	447	176	30	4430	132	10103691	10103833	10103975	10104117	10101073
	258 × 450	248 × 440	506	199	30	4970	143	10103692	10103834	10103976	10104118	10101074

42

Tensioned Elpro Large Electrol

Aspect Ratio	Overall Dimensions	Viewing Area	Nominal Diagonal		Black Drop	Overall Case Length	Net Weight	Screen Surfaces	
								Matte White	Dual Vision
	H × W cm	H × W cm	cm	inches	cm	mm	kg	Prod. Code	Prod. Code
16:10	254 × 400	244 × 390	460	181	30	4430	133	10102689	On Request
	285 × 450	275 × 440	519	204	30	4970	144	10102690	On Request
16:9	229 × 400	219 × 390	447	176	30	4430	132	10102686	On Request
	258 × 450	248 × 440	506	199	30	4970	143	10102687	On Request
4:3	300 × 400	290 × 390	483	190	30	4430	135	10102683	On Request
	340 × 450	330 × 440	550	216	30	4970	146	10102684	On Request

42

Elpro Large Electrol

Aspect Ratio	Overall Dimensions	Viewing Area		Nominal Diagonal		Overall Case Length	Net Weight	Screen Surfaces	
								Matte White	
		With Borders	Without Borders					With Borders	Without Borders
	H × W cm	H × W cm	H × W cm	cm	inches	mm	kg	Prod. Code	Prod. Code
16:10	254 × 400	244 × 390	254 × 400	460	181	4175	106	10100336	10140336
	285 × 450	275 × 440	285 × 450	519	204	4675	115	10100337	10140337
	316 × 500	306 × 490	316 × 500	577	227	5175	125	10100338	10140338
16:9	229 × 400	219 × 390	229 × 400	447	176	4175	105	10100332	10140332
	258 × 450	248 × 440	258 × 450	506	199	4675	114	10100333	10140333
	286 × 500	276 × 490	286 × 500	563	221	5175	124	10100334	10140334
4:3	300 × 400	290 × 390	300 × 400	483	190	4175	108	10100312	10140312
	340 × 450	330 × 440	340 × 450	550	216	4675	117	10100329	10140329
	378 × 500	368 × 490	378 × 500	613	242	5175	131	10100330	10140330
1:1	400 × 400	390 × 390	400 × 400			4175	114	10100314	10140314
	450 × 450	440 × 440	450 × 450			4675	125	10100339	10140339
	500 × 500	490 × 490	500 × 500			5175	137	10100340	10140340

43

Master Electrol

Aspect Ratio	Overall Dimensions	Overall Case Length	Net Weight	Screen Surfaces	
				Matte White	Retrotex
	H × W cm	mm	kg	Prod. Code	Prod. Code
16:10	250 × 400	4160	55	10130765	10130767
	313 × 500	5160	67	10130766	10130768
4:3	300 × 400	4160	55	10130230	10130231
	375 × 500	5160	67	10130238	10130239
1:1	400 × 400	4160	58	10130234	10130235
	350 × 400	4160	57	10130232	10130233
	300 × 500	5160	65	10130236	10130237
	400 × 500	5160	68	10130240	10130241

44

Matte White projection surface in this projection screen is a vinyl based material without black backing.

Parallax 0.8 / Parallax UST 0.45

Aspect Ratio	Overall Dimensions	Viewing Area	Nominal Diagonal		Net Weight	Screen Surfaces	
						Parallax 0.8	Parallax UST 0.45
	H × W cm	H × W cm	cm	inches	kg	Prod. Code	Prod. Code
16:10	128 × 197	113 × 182	213	84	14	10630859	10630876
	142 × 218	127 × 203	239	94	15	10630860	10630877
	161 × 249	146 × 234	277	109	18	10630861	10630878
16:9	110 × 185	95 × 170	196	77	13	10630862	10630879
	118 × 198	102 × 183	208	82	14	10630863	10630880
	130 × 218	114 × 203	234	92	15	10630864	10630881
	140 × 236	124 × 221	254	100	17	10630865	10630882
	147 × 249	132 × 234	269	106	17	10630866	10630883
	152 × 259	137 × 244	279	110	18	10630867	10630884
	165 × 281	150 × 265	305	120	19	10630868	10630885
2.35:1	110 × 239	95 × 224	244	96	16	10630869	
	118 × 257	102 × 241	262	103	17	10630870	
	130 × 284	114 × 269	292	115	18	10630871	
	140 × 307	124 × 292	318	125	19	10630872	
	147 × 325	132 × 310	338	133	20	10630873	
	152 × 335	137 × 320	351	138	21	10630874	
	163 × 362	147 × 347	376	148	22	10630875	

49

HomeScreen Deluxe HD

Aspect Ratio	Overall Dimensions	Viewing Area	Nominal Diagonal		Net Weight	Screen Surfaces				
						HD Progressive 0.6	HD Progressive 0.9	HD Progressive 1.1	HD Progressive 1.3	HD Progressive 1.1 Contrast
	H × W cm	H × W cm	cm	inches	kg	Prod. Code	Prod. Code	Prod. Code	Prod. Code	Prod. Code
16:10	116 × 176	100 × 160	189	74	8	10600376	10600440	10600504	10600568	10600817
	129 × 196	112 × 180	211	83	9	10600377	10600441	10600505	10600569	10600818
	141 × 216	125 × 200	236	93	10	10600378	10600442	10600506	10600570	10600819
	154 × 236	137 × 220	259	102	11	10600379	10600443	10600507	10600571	10600820
	166 × 256	150 × 240	283	111	11	10600380	10600444	10600508	10600572	10600821
	179 × 276	163 × 260	295	116	12	10600782	10600783	10600784	10600785	10600822
	191 × 296	175 × 280	330	130	12	10600381	10600445	10600509	10600573	10600823
	204 × 316	187 × 300	353	139	13	10600382	10600446	10600510	10600574	10600824
	235 × 366	219 × 350	413	163	28	10600398	10600462	10600526	10600590	10600825
	266 × 416	250 × 400	482	186	32	10600399	10600463	10600527	10600591	10600826
	297 × 466	281 × 450	531	209	34	10600400	10600464	10600528	10600592	10600827
	329 × 516	313 × 500	590	232	40	10600401	10600465	10600529	10600593	10600828
16:9	106 × 176	90 × 160	183	72	8	10600350	10600414	10600478	10600542	10600805
	118 × 196	102 × 180	207	81	9	10600351	10600415	10600479	10600543	10600806
	128 × 216	112 × 200	229	90	10	10600352	10600416	10600480	10600544	10600807
	140 × 236	124 × 220	249	99	11	10600358	10600422	10600486	10600550	10600808
	151 × 256	135 × 240	269	108	11	10600353	10600417	10600481	10600545	10600809
	162 × 276	146 × 260	287	113	12	10600777	10600778	10600779	10600780	10600810
	173 × 296	157 × 280	320	126	12	10600359	10600423	10600487	10600551	10600811
	185 × 316	169 × 300	345	136	13	10600360	10600424	10600488	10600552	10600812
	213 × 366	197 × 350	402	158	28	10600390	10600454	10600518	10600582	10600813
	241 × 416	225 × 400	467	184	32	10600391	10600455	10600519	10600583	10600814
	269 × 466	253 × 450	524	206	34	10600392	10600456	10600520	10600584	10600815
	297 × 516	281 × 500	574	226	40	10600393	10600457	10600521	10600585	10600816
2.35:1	93 × 196	76 × 180	195	78	8	10600364	10600428	10600492	10600556	
	101 × 216	85 × 200	217	85	9	10600365	10600429	10600493	10600557	
	110 × 236	94 × 220	239	94	10	10600366	10600430	10600494	10600558	
	118 × 256	102 × 240	261	103	11	10600367	10600431	10600495	10600559	
	135 × 296	119 × 280	304	120	11	10600368	10600432	10600496	10600560	
	144 × 316	128 × 300	326	128	12	10600369	10600433	10600497	10600561	
	165 × 366	149 × 350	380	150	28	10600394	10600458	10600522	10600586	
	186 × 416	170 × 400	435	171	32	10600395	10600459	10600523	10600587	
	207 × 466	191 × 450	489	193	34	10600396	10600460	10600524	10600588	
	229 × 516	213 × 500	543	214	40	10600397	10600461	10600525	10600589	

50

HomeScreen Deluxe / HomeScreen

Aspect Ratio	Overall Dimensions	Viewing Area	Nominal Diagonal		Net Weight	HomeScreen Deluxe Screen Surfaces		HomeScreen Screen Surfaces	
						Matte White	Dual Vision	Matte White	Dual Vision
	H × W cm	H × W cm	cm	inches	kg	Prod. Code	Prod. Code	Prod. Code	Prod. Code
16:10	116 × 176	100 × 160	189	74	8	10600135	On Request	10600176	On Request
	129 × 196	112 × 180	211	83	9	10600136	On Request	10600177	On Request
	141 × 216	125 × 200	236	93	10	10600137	On Request	10600178	On Request
	154 × 236	137 × 220	259	102	11	10600138	On Request	10600179	On Request
	166 × 256	150 × 240	283	111	11	10600095	On Request	10600096	On Request
	179 x 276	163 x 260	295	116	12	10600786	On Request		
	191 × 296	175 × 280	330	130	12	10600139	On Request	10600180	On Request
	204 × 316	187 × 300	353	139	13	10600140	On Request	10600181	On Request
	235 × 366	219 × 350	413	163	28	10630682	On Request		
	266 × 416	250 × 400	482	186	32	10630683	On Request		
	297 × 466	281 × 450	531	209	34	10630684	On Request		
	329 × 516	313 × 500	590	232	40	10630685	On Request		
16:9	106 × 176	90 × 160	183	72	8	10600047	On Request	10600014	On Request
	118 × 196	102 × 180	207	81	9	10600048	On Request	10600015	On Request
	128 × 216	112 × 200	229	90	10	10600049	On Request	10600016	On Request
	140 × 236	124 × 220	249	98	11	10600119	On Request	10600093	On Request
	151 × 256	135 × 240	269	108	11	10600050	On Request	10600040	On Request
	162 x 276	146 x 260	287	113	12	10600781	On Request		
	173 × 296	157 × 280	320	126	12	10600125	On Request	10600166	On Request
	185 × 316	169 × 300	345	136	13	10600130	On Request	10600171	On Request
	213 × 366	197 × 350	402	158	28	10630658	On Request		
	241 × 416	225 × 400	467	184	32	10630659	On Request		
	269 × 466	253 × 450	524	206	34	10630660	On Request		
	297 × 516	281 × 500	574	226	40	10630661	On Request		
2.35:1	93 × 196	76 × 180	195	78	8	10600228	On Request	10600252	On Request
	101 × 216	85 × 200	217	85	9	10600229	On Request	10600253	On Request
	110 × 236	94 × 220	239	94	10	10600230	On Request	10600254	On Request
	118 × 256	102 × 240	261	103	11	10600231	On Request	10600255	On Request
	135 × 296	119 × 280	304	120	11	10600232	On Request	10600256	On Request
	144 × 316	128 × 300	326	128	12	10600233	On Request	10600257	On Request
	165 × 366	149 × 350	380	150	28	10630670	On Request		
	186 × 416	170 × 400	435	171	32	10630671	On Request		
	207 × 466	191 × 450	489	193	34	10630672	On Request		
	229 × 516	213 × 500	543	214	40	10630673	On Request		
4:3	136 × 176	120 × 160	200	79	9	10600043	On Request	10600010	On Request
	151 × 196	135 × 180	225	89	10	10600044	On Request	10600011	On Request
	166 × 216	150 × 200	254	100	11	10600045	On Request	10600012	On Request
	181 × 236	165 × 220	275	108	12	10600100	On Request	10600091	On Request
	196 × 256	180 × 240	302	119	12	10600046	On Request	10600039	On Request
	226 × 296	210 × 280	350	138	14	10600106	On Request	10600149	On Request
	241 × 316	225 × 300	375	148	16	10600111	On Request	10600154	On Request
	279 × 366	263 x350	438	172	28	10630646	On Request		
	316 × 416	300 × 400	500	200	32	10630647	On Request		
	354 × 466	338 x450	563	222	34	10630648	On Request		
	391 × 516	375 × 500	597	239	40	10630649	On Request		

50

Matte White projection surface in a HomeScreen (Deluxe) higher than 189 cm is a material without black backing.

FullVision

Aspect Ratio	Viewing Area	Nominal Diagonal		Net Weight	Screen Surfaces					
					HD Progressive 0.6	HD Progressive 0.9	HD Progressive 1.1	HD Progressive 1.3	HD Progressive 1.1 Contrast	Matte White
	H × W cm	cm	inches	kg	Prod. Code	Prod. Code	Prod. Code	Prod. Code	Prod. Code	Prod. Code
16:10	125 × 200	236	93	11	10600733	10600744	10600755	10600766	10600841	10600722
	138 × 220	259	102	12	10600734	10600745	10600756	10600767	10600842	10600723
	150 × 240	283	111	12	10600735	10600746	10600757	10600768	10600843	10600724
	163 x 260	295	116	13	10600793	10600794	10600795	10600796	10600844	10600792
	175 × 280	330	130	13	10600736	10600747	10600758	10600769	10600845	10600725
	188 × 300	353	139	14	10600737	10600748	10600759	10600770	10600846	10600726
	219 × 350	413	163	29	10600738	10600749	10600760	10600771	10600847	10600727
	250 × 400	482	186	33	10600739	10600750	10600761	10600772	10600848	10600728
	281 × 450	531	209	35	10600740	10600751	10600762	10600773	10600849	10600729
	313 × 500	590	232	41	10600741	10600752	10600763	10600774	10600850	10600730
	344 × 550	648	255	45	10600742	10600753	10600764	10600775	10600851	10600731
	375 × 600	707	278	49	10600743	10600754	10600765	10600776	10600852	10600732
16:9	113 × 200	229	90	11	10600678	10600689	10600700	10600711	10600829	10600667
	124 × 220	249	98	12	10600679	10600690	10600701	10600712	10600830	10600668
	135 × 240	269	108	12	10600680	10600691	10600702	10600713	10600831	10600669
	146 × 260	287	113	13	10600788	10600789	10600790	10600791	10600832	10600787
	158 × 280	320	126	13	10600681	10600692	10600703	10600714	10600833	10600670
	169 × 300	345	136	29	10600682	10600693	10600704	10600715	10600834	10600671
	197 × 350	402	158	29	10600683	10600694	10600705	10600716	10600835	10600672
	225 × 400	467	184	33	10600684	10600695	10600706	10600717	10600836	10600673
	253 × 450	524	206	35	10600685	10600696	10600707	10600718	10600837	10600674
	281 × 500	574	226	41	10600686	10600697	10600708	10600719	10600838	10600675
	309 × 550	631	248	45	10600687	10600698	10600709	10600720	10600839	10600676
	338 × 600	688	271	49	10600688	10600699	10600710	10600721	10600840	10600677

51

Dry Erase Screen

Aspect Ratio	Overall Dimensions	Viewing Area	Nominal Diagonal		Net Weight	Front Projection
	H × W cm	H × W cm	cm	inches	kg	Prod. Code
16:10	93 × 148	91 × 146	173	68	12	10630806
	119 × 189	117 × 187	221	87	21	10630807
	129 × 205	127 × 203	239	94	25	10630838
	137 × 217	135 × 215	254	100	29	10630839
	153 × 244	151 × 242	284	112	34	10630840
16:9	93 × 165	91 × 163	185	73	14	10630808
	119 × 210	117 × 208	239	94	24	10630809
	129 × 228	127 × 226	259	102	29	10630835
	137 × 241	135 × 239	274	108	32	10630836
	153 × 271	151 × 269	307	121	37	10630837

55

Dry Erase Screen Panoramic

Aspect Ratio	Overall Dimensions	Viewing Area			Nominal Diagonal		Net Weight	Front Projection
		Complete	Center Panel	Side Panel	Center Panel			
	H × W cm	H × W cm	H × W cm	H × W cm	inches	cm	kg	Prod. Code
16:10	93 × 368	91 × 366	91 × 146	91 × 110	173	68	34	10630815
	93 × 429	91 × 427	91 × 146	91 × 140	173	68	40	10630816
	93 × 490	91 × 488	91 × 146	91 × 171	173	68	46	10630817
	119 × 368	117 × 366	117 × 187	117 × 90	221	87	44	10630818
	119 × 429	117 × 427	117 × 187	117 × 120	221	87	51	10630819
	119 × 490	117 × 488	117 × 187	117 × 150	221	87	59	10630820
	129 × 368	127 × 366	127 × 203	127 × 81	239	94	48	10630850
	129 × 429	127 × 427	127 × 203	127 × 112	239	94	56	10630851
	129 × 490	127 × 488	127 × 203	127 × 142	239	94	64	10630852
	137 × 368	135 × 366	135 × 215	135 × 75	254	100	51	10630853
	137 × 429	135 × 427	135 × 215	135 × 106	254	100	59	10630854
	137 × 490	135 × 488	135 × 215	135 × 136	254	100	68	10630855
	153 × 368	151 × 366	151 × 242	151 × 62	284	112	58	10630856
	153 × 429	151 × 427	151 × 242	151 × 92	284	112	66	10630857
	153 × 490	151 × 488	151 × 242	151 × 123	284	112	77	10630858
16:9	93 × 368	91 × 366	91 × 163	91 × 102	185	73	34	10630822
	93 × 429	91 × 427	91 × 163	91 × 132	185	73	40	10630823
	93 × 490	91 × 488	91 × 163	91 × 163	185	73	46	10630824
	119 × 368	117 × 366	117 × 208	117 × 79	239	94	44	10630825
	119 × 429	117 × 427	117 × 208	117 × 110	239	94	51	10630826
	119 × 490	117 × 488	117 × 208	117 × 140	239	94	59	10630827
	129 × 368	127 × 366	127 × 226	127 × 70	259	102	48	10630841
	129 × 429	127 × 427	127 × 226	127 × 100	259	102	56	10630842
	129 × 490	127 × 488	127 × 226	127 × 131	259	102	64	10630843
	137 × 368	135 × 366	135 × 239	135 × 63	274	108	51	10630844
	137 × 429	135 × 427	135 × 239	135 × 94	274	108	59	10630845
	137 × 490	135 × 488	135 × 239	135 × 124	274	108	68	10630846
	153 × 368	151 × 366	151 × 269	151 × 48	307	121	58	10630847
	153 × 429	151 × 427	151 × 269	151 × 79	307	121	66	10630848
	153 × 490	151 × 488	151 × 269	151 × 109	307	121	77	10630849

55

Hapro CSR

Aspect Ratio	Overall Dimensions	Viewing Area		Nominal Diagonal		Overall Case Length	Net Weight	Screen Surfaces			
								Matte White		High Contrast	Datalux
		With Borders	Without Borders					With Borders	Without Borders		
	H × W cm	H × W cm	H × W cm	cm	inches	mm	kg	Prod. Code	Prod. Code	Prod. Code	Prod. Code
16:10	129 × 200	119 × 190	129 × 200	224	88	2135	21	10200405	10240405		10200412
	141 × 220	131 × 210	141 × 220	248	97	2335	23	10200406	10240406		10200413
	154 × 240	144 × 230	154 × 240	271	107	2535	26	10200407	10240407		10200414
	179 × 280	169 × 270	179 × 280	318	125	2935	29	10200408	10240408		10200415
	191 × 300	181 × 290	191 × 300	342	135	3135	31	10200409	10240409		10200416
	204 × 320	194 × 310	204 × 320	366	144	3335	33	10200410	10240410		10200417
	216 × 340	206 × 330	216 × 340	389	153	3535	35	10200411	10240411		10200418
16:9	117 × 200	107 × 190	117 × 200	218	86	2135	21	10200370	10240370	10200377	10200384
	128 × 220	118 × 210	128 × 220	241	95	2335	23	10200371	10240371	10200378	10200385
	139 × 240	129 × 230	139 × 240	264	104	2535	26	10200372	10240372	10200379	10200386
	162 × 280	152 × 270	162 × 280	310	122	2935	29	10200373	10240373	10200380	10200387
	173 × 300	163 × 290	173 × 300	333	131	3135	31	10200374	10240374	10200381	10200388
	184 × 320	174 × 310	184 × 320	356	140	3335	33	10200375	10240375	10200382	10200389
	196 × 340	186 × 330	196 × 340	379	149	3535	35	10200376	10240376	10200383	10200390
4:3	153 × 200	143 × 190	153 × 200	238	94	2135	22	10200339	10240339	10200346	10200352
	168 × 220	158 × 210	168 × 220	263	103	2335	24	10200340	10240340	10200347	10200353
	183 × 240	173 × 230	183 × 240	288	113	2535	27	10200341	10240341	10200348	10200354
	213 × 280	203 × 270	213 × 280	338	133	2935	31	10200342	10240342	10200349	10200355
	228 × 300	218 × 290	228 × 300	363	143	3135	34	10200343	10240343	10200350	10200356
	243 × 320	233 × 310	243 × 320	388	153	3335	36	10200344	10240344	10200351	10200357
	258 × 340	248 × 330	258 × 340	413	163	3535	39	10200345	10240345		
1:1	200 × 200	195 × 195	200 × 200			2135	24	10200433	10240433		10200440
	220 × 220	215 × 215	220 × 220			2335	26	10200434	10240434		10200441
	240 × 240	230 × 230	240 × 240			2535	30	10200435	10240435		10200442
	280 × 280	270 × 270	280 × 280			2935	34	10200436	10240436		
	300 × 300	290 × 290	300 × 300			3135	38	10200437	10240437		
	320 × 320	310 × 310	320 × 320			3335	40	10200438	10240438		
	340 × 340	330 × 330	340 × 340			3535	43	10200439	10240439		

58

ProScreen CSR

Aspect Ratio	Overall Dimensions	Viewing Area		Nominal Diagonal		Overall Case Length	Net Weight	Screen Surfaces			
								Matte White		High Contrast	Datalux
		With Borders	Without Borders					With Borders	Without Borders		
	H × W cm	H × W cm	H × W cm	cm	inches	mm	kg	Prod. Code	Prod. Code	Prod. Code	Prod. Code
16:10	115 × 180	105 × 168	115 × 180	217	85	1914	11	10200311	10240311		10200312
	129 × 200	119 × 190	129 × 200	224	88	2134	12	10200234	10240234		10200313
	141 × 220	131 × 210	141 × 220	248	97	2334	15	10200235	10240235		10200314
	154 × 240	144 × 230	154 × 240	271	107	2534	16	10200236	10240236		10200315
16:9	102 × 180	95 × 168	102 × 180	193	76	1914	11	10200301	10240301	10200302	10200306
	117 × 200	107 × 190	117 × 200	218	86	2134	12	10200210	10240210	10200303	10200280
	128 × 220	118 × 210	128 × 220	241	95	2334	15	10200211	10240211	10200304	10200281
	139 × 240	129 × 230	139 × 240	264	104	2534	15	10200212	10240212	10200305	10200282
4:3	138 × 180	126 × 168	138 × 180	210	83	1914	11	10200205	10240205	10200297	10200275
	153 × 200	143 × 190	153 × 200	238	94	2134	13	10200206	10240206	10200298	10200276
	168 × 220	158 × 210	168 × 220	263	103	2334	15	10200207	10240207	10200299	10200277
	183 × 240	173 × 230	183 × 240	288	113	2534	16	10200208	10240208	10200300	10200278
1:1	160 × 160	151 × 151	156 × 156			1714	10	10200200	10240200		10200270
	180 × 180	173 × 173	178 × 178			1914	12	10200201	10240201		10200271
	200 × 200	195 × 195	200 × 200			2134	14	10200202	10240202		10200272
	220 × 220	215 × 215	220 × 220			2334	15	10200203	10240203		10200273
	240 × 240	235 × 235	240 × 240			2534	17	10200204	10240204		10200274

59

ProScreen CSR with extended black drop

Aspect Ratio	Overall Dimensions	Viewing Area	Nominal Diagonal		Black Drop	Overall Case Length	Net Weight	Screen Surfaces	
								Matte White	High Contrast
	H × W cm	H × W cm	cm	inches	cm	mm	kg	Prod. Code	Prod. Code
16:10	182 × 200	119 × 190	224	88	58	2134	12	10200237	
	182 × 220	131 × 210	248	97	46	2334	15	10200238	
	182 × 240	144 × 230	271	107	33	2534	16	10200239	
16:9	182 × 180	95 × 168	193	76	82	1914	11	10200220	10200256
	182 × 200	107 × 190	218	86	70	2134	13	10200221	10200257
	182 × 220	118 × 210	241	95	59	2334	15	10200222	10200258
	182 × 240	129 × 230	264	104	48	2534	16	10200223	10200259
4:3	182 × 180	126 × 168	210	83	51	1914	11	10200215	10200251
	182 × 200	143 × 190	238	94	34	2134	13	10200216	10200252
	183 × 220	158 × 210	263	103	20	2334	15	10200217	10200253
	198 × 240	173 × 230	288	113	20	2534	16	10200218	10200254

59

ProScreen

Aspect Ratio	Overall Dimensions	Viewing Area		Nominal Diagonal		Overall Case Length	Net Weight	Screen Surfaces			
								Matte White		High Contrast	Datalux
		With Borders	Without Borders					With Borders	Without Borders		
	H × W cm	H × W cm	H × W cm	cm	inches	mm	kg	Prod. Code	Prod. Code	Prod. Code	Prod. Code
16:10	115 × 180	105 × 168	115 × 180	217	85	1914	11	10200161	10240161		10200140
	129 × 200	119 × 190	129 × 200	224	88	2134	12	10201062	10241062		10200141
	141 × 220	131 × 210	141 × 220	248	97	2334	15	10201068	10241068		10200142
	154 × 240	144 × 230	154 × 240	271	107	2534	16	10201061	10241061		10200143
	179 × 280	169 × 270	179 × 280	318	125	2934	18	10201069	10241069		10200144
16:9	102 × 180	95 × 168	102 × 180	193	76	1914	11	10200152	10240152	10200135	10200153
	117 × 200	107 × 190	117 × 200	218	86	2134	12	10200035	10240035	10200136	10200036
	128 × 220	118 × 210	128 × 220	241	95	2334	15	10200126	10240126	10200137	10200127
	139 × 240	129 × 230	139 × 240	264	104	2534	15	10200023	10240023	10200138	10200029
	162 × 280	152 × 270	162 × 280	310	122	2934	18	10200090	10240090	10200139	10200091
4:3	138 × 180	126 × 168	138 × 180	210	83	1914	11	10200016	10240016	10200130	10200030
	153 × 200	143 × 190	153 × 200	238	94	2134	13	10200008	10240008	10200131	10200031
	168 × 220	158 × 210	168 × 220	263	103	2334	15	10200123	10240123	10200132	10200124
	183 × 240	173 × 230	183 × 240	288	113	2534	16	10200009	10240009	10200133	10200032
	213 × 280	203 × 270	213 × 280	338	133	2934	19	10200005	10240005	10200134	10200034
1:1	160 × 160	151 × 151	156 × 156			1714	10	10200001	10240001		10200026
	180 × 180	173 × 173	178 × 178			1914	12	10200002	10240002		10200027
	200 × 200	195 × 195	200 × 200			2134	14	10200004	10240004		10200028
	220 × 220	215 × 215	220 × 220			2334	15	10200121	10240121		10200122
	240 × 240	235 × 235	240 × 240			2534	17	10200006	10240006		10200033

59

ProScreen with extended black drop

Aspect Ratio	Overall Dimensions	Viewing Area	Nominal Diagonal		Black Drop	Overall Case Length	Net Weight	Screen Surfaces	
								Matte White	High Contrast
	H × W cm	H × W cm	cm	inches	cm	mm	kg	Prod. Code	Prod. Code
16:10	182 × 200	119 × 190	224	88	58	2134	13	10201070	
	182 × 220	131 × 210	248	97	46	2334	15	10201071	
	182 × 240	144 × 230	271	107	33	2534	16	10201058	
16:9	182 × 180	95 × 168	193	76	82	1914	11	10200044	10200052
	182 × 200	107 × 190	218	86	70	2134	13	10200045	10200053
	182 × 220	118 × 210	241	95	59	2334	15	10200115	10200116
	182 × 240	129 × 230	264	104	48	2534	16	10200046	10200054
4:3	182 × 180	126 × 168	210	83	51	1914	11	10200040	10200048
	182 × 200	143 × 190	238	94	34	2134	13	10200041	10200049
	183 × 220	158 × 210	263	103	20	2334	15	10200113	10200114
	198 × 240	173 × 230	288	113	20	2534	16	10200042	10200050

59

SlimScreen

Aspect Ratio	Overall Dimensions	Viewing Area		Nominal Diagonal		Overall Case Length	Net Weight	Screen Surfaces		
								Matte White		Datalux
		With Borders	Without Borders					With Borders	Without Borders	
	H × W cm	H × W cm	H × W cm	cm	inches	mm	kg	Prod. Code	Prod. Code	Prod. Code
16:9	90 × 160	82 × 146	90 × 160	168	66	1718	6	10200080	10240080	10200154
	102 × 180	95 × 168	102 × 180	193	76	1918	7	10200081	10240081	10200155
	117 × 200	107 × 190	117 × 200	218	86	2138	8	10200089	10240089	10200156
	139 × 240	129 × 230	139 × 240	264	104	2538	9	10201073	10241073	10201075
4:3	123 × 160	110 × 146	123 × 160	183	72	1718	6	10200068	10240068	10200078
	138 × 180	126 × 168	138 × 180	210	83	1918	7	10200070	10240070	10200079
	153 × 200	143 × 190	153 × 200	238	94	2138	8	10200084	10240084	10200085
	183 × 240	173 × 230	183 × 240	288	113	2538	9	10201072	10241072	10201074
1:1	125 × 125	120 × 120	125 × 125			1380	5	10200061	10240061	10200075
	145 × 145	140 × 140	145 × 145			1588	6	10200086	10240086	10200087
	160 × 160	151 × 151	156 × 156			1718	7	10200062	10240062	10200076
	180 × 180	173 × 173	178 × 178			1918	8	10200063	10240063	10200077
	200 × 200	195 × 195	200 × 200			2138	9	10200064	10240064	10200088

59

Picture King®

Aspect Ratio	Overall Dimensions	Viewing Area	Nominal Diagonal		Transport Length	Net Weight	Screen Surfaces	
							Matte White	Datalux
	H × W cm	H × W cm	cm	inches	mm	kg	Prod. Code	Prod. Code
16:10	137 × 213	127 × 203	240	94	239	17	10430095	10430097
	156 × 244	146 × 234	276	109	267	19	10430096	10430098
16:9	124 × 213	114 × 203	234	92	239	17	10430089	10430091
	142 × 244	132 × 234	269	106	267	19	10430090	10430092
4:3	115 × 152	109 × 146	183	72	167	13	10430032	10430085
	135 × 178	127 × 170	213	84	192	15	10430033	10430086
	162 × 213	152 × 203	254	100	239	17	10430035	10430087
	185 × 244	175 × 234	305	120	267	19	10430037	10430088
1:1	152 × 152	146 × 146			167	14	10430002	10430101
	178 × 178	172 × 172			192	16	10430005	10430102
	213 × 213	207 × 207			239	18	10430011	10430103
	244 × 244	238 × 238			267	20	10430015	10430104

60

LiteScreen

Aspect Ratio	Viewing Area	Nominal Diagonal		Transport Length	Max. Height	Net Weight	Screen Surfaces
							Matte White
	H × W cm	cm	inches	mm	cm	kg	Prod. Code
16:9	91 × 162	185	73	181	204	8	10530192
	112 × 198	228	90	222	223	9	10530193
4:3	91 × 122	152	60	141	201	6	10530154
	122 × 162	203	80	181	207	8	10530157
	152 × 203	254	100	222	244	9	10530168

61

Screen Bag

Type	Prod. Code
Screen width 127 - 152 cm	10830043
Screen width 178 cm	10830045
Screen width 213 cm	10830046
Screen width 244 cm	10830047

67

BrightSight

Type	Prod. Code
1 × 0.75 l	10800998
3 × 0.75 l	10800999
12 × 0.75 l	10800997

67

StandMaster

Type	Net Weight	Dark Grey Frame
	kg	Prod. Code
StandMaster I	13	11200040
StandMaster II	23	11200042

69

Gigant

Type	Net Weight	Dark Grey Frame
	kg	Prod. Code
Gigant	10	11200036

70

Solo

Type	Net Weight	Dark Grey Frame
	kg	Prod. Code
Solo 8000	11	11200038
Solo 9000	11	11200039

70

Arena Electrol

Aspect Ratio	Viewing Area	Net Weight	Screen Surfaces
			Matte White
	H × W cm	kg	Prod. Code
Other	500 × 800	485	10130877
	550 × 800	495	10130878
	600 × 800	505	10130879
	500 × 900	530	10130880
	550 × 900	540	10130881
	600 × 900	550	10130882
	500 × 1000	595	10130883
	550 × 1000	605	10130884
	600 × 1000	615	10130885
	500 × 1100	640	10130886
	550 × 1100	650	10130887
	600 × 1100	660	10130888
	500 × 1200	695	10130889
	550 × 1200	705	10130890
	600 × 1200	715	10130891
	500 × 1300	on request	on request
	550 × 1300	on request	on request
	600 × 1300	on request	on request
	500 × 1400	on request	on request
	550 × 1400	on request	on request
	600 × 1400	on request	on request

74

Studio Electrol

Aspect Ratio	Overall Dimensions	Overall Case Length	Net Weight	Screen Surfaces		
				Matte White	Matte White Sound	Rear Projection
	H × W cm	mm	kg	Prod. Code	Prod. Code	Prod. Code
16:10	469 × 750	7790	345	10130791	10130795	10130799
	500 × 800	8290	358	10130029	10130043	10130800
	532 × 850	8790	383	10130792	10130796	10130801
	563 × 900	9290	400	10130793	10130797	10130802
	594 × 950	9790	420	10130794	10130798	10130803
4:3	525 × 700	7290	330	10130784	10130786	10130788
	562 × 750	7790	350	10130785	10130787	10130789
	600 × 800	8290	360	10130033	10130046	10130790
Other	600 × 700	7290	335	10130028	10130042	10130804
	550 × 800	8290	359	10130031	10130044	10130805
	500 × 900	9290	390	10130034	10130047	10130806
	600 × 900	9290	400	10130037	10130049	10130807
	500 × 1000	10290	430	10130038	10130050	10130808
	550 × 1000	10290	435	10130039	10130051	10130809
	600 × 1000	10290	440	10130040	10130052	10130810

75

GiantScreen Electrol

Aspect Ratio	Overall Dimensions	Overall Case Length	Net Weight	Screen Surfaces		
				Matte White	Matte White Sound	Rear Projection
	H × W cm	mm	kg	Prod. Code	Prod. Code	Prod. Code
16:10	375 × 600	6200	144	10130771	10130774	10130777
	407 × 650	6700	153	10130772	10130775	10130778
	438 × 700	7200	163	10130773	10130776	10130779
4:3	450 × 600	6200	142	10130061	10130769	10130770
Other	500 × 600	6200	147	10130084	10130780	10130782
	500 × 700	7200	168	10130071	10130781	10130783

76

Wireline Advantage

Aspect Ratio	Viewing Area	Nominal Diagonal		Overall Case Length (RAL 9010)	Net Weight	Screen Surfaces				
						HD Progressive 0.6	HD Progressive 0.9	HD Progressive 1.1	HD Progressive 1.3	Dual Vision
	H × W cm	cm	inches	mm	kg	Prod. Code	Prod. Code	Prod. Code	Prod. Code	Prod. Code
16:10	221 × 353	417	164″	4382	173	29229	29230	29231	29232	29454
	254 × 406	480	189″	4979	184	29237	29238	29239	29240	29455
	279 × 447	521	208″	5309	195	29245	29246	29247	29248	29456
	305 × 488	565	226″	5747	204	29253	29254	29255	29256	29457
16:9	198 × 353	404	159″	4382	173	29205	29206	29207	29208	29451
	234 × 417	478	188″	5309	184	29213	29214	29215	29216	29452
	274 × 488	561	220″	5747	204	29221	29222	29223	29224	29453

77

UTB Contour

Aspect Ratio	Overall Dimensions	Viewing Area	Nominal Diagonal		Net Weight	Screen Surfaces			
						HD Progressive 0.6	HD Progressive 0.9	HD Progressive 1.1	HD Progressive 1.3
	H × W cm	H × W cm	cm	inches	kg	Prod. Code	Prod. Code	Prod. Code	Prod. Code
16:10	128 × 204	127 × 203	239	94	14	24380	24379	24378	24377
	147 × 235	146 × 234	277	109	15	24398	24397	24396	24395
	154 × 245	152 × 244	287	113	16	24416	24415	24414	24413
	166 × 265	165 × 264	312	123	18	24434	24433	24432	24431
	177 × 281	175 × 279	330	130	19	24452	24451	24450	24449
	185 × 296	184 × 295	348	137	22	24470	24469	24468	24467
	222 × 354	221 × 353	417	164	23	24488	24487	24486	24485
	255 × 408	254 × 406	480	189	26	24506	24505	24504	24503
	281 × 448	279 × 447	528	208	39	24524	24523	24522	24521
	306 × 489	305 × 488	574	226	41	24542	24541	24540	24539
16:9	95 × 170	95 × 170	196	77	11	23571	23572	23573	23574
	103 × 183	103 × 183	208	82	12	23589	23590	23591	23592
	114 × 203	114 × 203	234	92	13	23607	23608	23609	23610
	124 × 221	124 × 221	254	100	14	23625	23626	23627	23628
	132 × 234	132 × 234	269	106	15	23643	23644	23645	23646
	137 × 244	137 × 244	279	110	15	23661	23662	23663	23664
	147 × 264	147 × 264	302	119	16	23679	23680	23681	23682
	165 × 295	165 × 295	338	133	20	23697	23698	23699	23700
	198 × 353	198 × 353	404	159	23	23715	23716	23717	23718
	240 × 427	240 × 427	490	193	34	23733	23734	23735	23736
	274 × 488	274 × 488	559	220	41	23751	23752	23753	23754

78

Glossary

Active 3D
Active 3D involves a single projector rapidly alternating between displaying the left eye image and the right eye image. The frequency is coordinated with a pair of shuttered glasses which block the light to the opposite eye at the same rate. With active 3D it isn't necessary to use a projection surface with polarisation retention.

Ambient Light
Ambient light is the amount of unwanted light in a room that can affect the projection in a negative way. Ambient light can come from windows or from room lighting.

ANSI-Lumen
Lumen is the unit of luminous flux, a measure of the power of light perceived by the human eye and the light output of projectors. The unit of measure is Lumens. The standardization for this measurement has been established by the American National Standards Institute (ANSI).

Aspect Ratio
An aspect ratio is the relationship between the width and height of an image. Common aspect ratios are Video (4:3), HDTV (16:9), Wide (16:10), Cinemascope (2.35:1) and Square (1:1).

Black Drop
Black Drop is the extended black border above the viewing area used to position the viewing area at a the appropriate height.

Brightness
Brightness is an attribute of visual perception in which the projection screen reflects light.

Contrast
Contrast is the difference between the brightest white and the darkest black.

Easy Serviceability System
The motor and screen surface of the projection screen are accessible for maintenance and service without uninstalling the screen casing.

Edge Blending
A setup with multiple projectors projecting a single source creating a single image.

Gain
Gain is a measure of reflection performance. Gain is related to a universal reference standard: Magnesium Carbonate ($MgCO_3$). Rather than absorbing light, $MgCO_3$ reflects projected light back with perfect evenness.

Hot Spot
A hot spot occurs when the light of the projector is centered on the projection screen creating a brighter area. Hot spotting is the opposite of uniform projection.

IR: Infrared
Wireless control via Infrared wavelengths are used to operate the projection screen. The receiver has to be placed into sight of the remote control.

Keystone Correction
Distortion created by the angle of the projected image can be corrected by tilting the angle of the projection screen.

LUX
Lux is the perceived amount of light that is reflected by the projection screen.

Overall Dimensions
The overall dimensions of a projection screen are the dimensions of the projection surface including the borders.

Passive 3D
Passive 3D uses polarising filters and a projection surface with polarisation retention to separate the two different signals. Passive 3D is often realised using two projectors, one for each eye's information.

Potential Free Contacts
Potential free contacts refer to a contact of a relay which does not make or break a current. Usually some other relay or device has the job of starting or stopping the current.

RAL
RAL is a colour matching system used in Europe.

RF: Radio Frequency
Wireless control via Radio Frequency is used to operate the projection screen. The receiver can be placed out of sight of the remote control. The range of RF is 20 metres through walls.

RS232
Recommended Standard 232 is a standard for serial binary data and control signals commonly used in computer serial ports.

Tab-Tensioned
Parabolic curves on both the left and right side enable a vinyl front or rear projection screen surface to be perfectly flat and retractable. The parabolic curves are calculated in relationship to the size of the screen. Tab-tensioning allows for the flattest possible projection screen surface in a retractable screen.

Uniformity
An even distribution of light on a projection screen. Uniformity is essential for an even image with a wide viewing angle in the desired direction.

Viewing Angle
The viewing angle of a projection screen fabric indicates the maximum angle at which the projected image is still clearly visible.

Viewing Area
The viewing area of a projection screen is the available area for projection within the borders.

Contact Us

Online

www.milestone.com Projecta / Chief / Da-Lite
www.vaddio.com Vaddio

Customer Care

Contact your regional sales team directly for support, requests and quotes.

Tel: +31 (0) 495 580 840

Germany	Deutschland.verkauf@milestone.com
Netherlands, Belgium and Luxembourg	Benelux.sales@milestone.com
France	France.ventes@milestone.com
UK and Ireland	UK.sales@milestone.com
Scandinavia and Baltics	Scandinavia.sales@milestone.com
Southern Europe (except France)	South.Europe.sales@milestone.com
Switzerland, Austria and Eastern Europe	Central.Europe.sales@milestone.com
Middle East	Middle.East.sales@milestone.com
Russia	Russia.sales@milestone.com
Africa	Africa.sales@milestone.com

Technical Support

For technical questions or support you can contact our technical brand specialists

PROJECTA
Tel: +31 (0) 495 726 001
E-mail: EMEA.Projecta.support@milestone.com

CHIEF
Tel: +31 (0) 495 726 003
E-mail: EMEA.Chief.support@milestone.com

vaddio
Tel: +31 (0) 495 726 002
E-mail: EMEA.Vaddio.support@milestone.com

DA-LITE
Tel: +31 (0) 495 726 000
E-mail: EMEA.Dalite.support@milestone.com

PROJECTA

REFLECTING YOUR VISION | milestone.com

T +31 (0) 495 580 840 **F** +31 (0) 495 580 845 **E** emea.sales@milestone.com
Franklinstraat 14, 6003 DK Weert, P.O. Box 191, 6000 AD Weert, The Netherlands

©2018 Milestone AV Technologies. 170298 1/18 Projecta is a registered trademark of Milestone AV Technologies. All other brand names or marks are used for identification purposes and are trademarks of their respective owners. All patents are protected under existing designations. Other patents pending.

A brand of legrand®

AV Brands Chief | Da-Lite | Projecta | Sanus | Vaddio